



GREENLEE®

A Textron Company

WWW.GREENLEE.COM



**MADE
FOR THE
TRADE**

MISSION STATEMENT

To be the global leader in the professional tool category by developing high quality innovative products distinguished by customer-driven design and differentiated by supply chain excellence.

4455 Boeing Drive
Rockford, IL 61109-2988
USA

USA	PHONE 800.435.0786 FAX 800.451.2632
CANADA	PHONE 866.384.8813 FAX 800.524.2853
INT'L	PHONE +1.815.397.7070 FAX +1.815.397.9247

울산광역시 울주군 언양읍 반천산업로 113-19
(주)신일프리노스
T : 052)275-5990 F: 052)274-0971
e-mail : SEUN3021@hanmail.net



**FOR OVER 150 YEARS THE GREENLEE HAS STOOD AS
A SIGN OF QUALITY, INNOVATION, AND WORKFORCE
EFFICIENCY. WE PROUDLY PLACE THIS LOGO ON OUR
PRODUCTS SO YOU CAN BE SURE THAT THE GREENLEE
TOOL YOU'RE USING WAS DESIGNED, TESTED AND
MANUFACTURED TO GET THE JOB DONE
FASTER, SAFER, AND EASIER®.**

Whether it's new technology, professional grade materials, or innovative design, trade professionals depend on Greenlee tools to deliver customer-focused innovation and job site efficiency every time. For over 150 years, Greenlee tools have helped professionals worldwide across electrical, utility, communications, plumbing and pipefitting get the job done faster, safer, and easier®.

This catalog features a selection of tools designed with the tradesperson in mind. Punch up to 3X faster with the new SPEED PUNCH® System (p.64). Program bends in less than one minute with the 855GX IntelliBender® (p.145). Ensure crimps are made to exact specifications with our IntelliCRIMP™ Gator® brand tools (p.218), and much more.

Contact Greenlee to find out firsthand how professional, long-lasting, and innovative tools can help improve your performance on the jobsite.

www.greenlee.com

MADE FOR THE TRADE!®

TABLE OF CONTENTS



Hand Tools



Knockouts



*Power Tool
Accessories*



Bending



Fishing



Cable Pulling



*Wire & Cable
Termination*



Communications



*Testing &
Measurement*



*Storage &
Material Handling*



447 *Service
Centers*



GREENLEE®
A Tectron Company

EXPERIENCE FIRST HAND WHY FACILITIES ACROSS
THE COUNTRY RELY ON GREENLEE TO GET THE JOB
DONE FASTER, SAFER, AND EASIER.®



GREENLEE DEMO TRUCKS GIVE CUSTOMERS THE CHANCE TO GET HANDS ON WITH GREENLEE TOOLS. TO
SCHEDULE ON-SITE DEMONSTRATIONS, SAFETY PRESENTATIONS, AND MANY OTHER EVENTS,
CONTACT YOUR LOCAL GREENLEE REPRESENTATIVE

FOR OVER 150 YEARS GREENLEE HAS DESIGNED, TESTED, AND MANUFACTURED TOOLS PROFESSIONALS
WORLDWIDE DEPEND ON TO GET THE JOB DONE. CHOOSE FROM OVER 4,000 PRODUCTS IN CATEGORIES
THAT SPAN ELECTRICAL, UTILITY, AND COMMUNICATIONS.



Designed to save time
and money on the job site,
GREENLEE tools are used
by industry professionals
worldwide for their superior
performance and excellent
durability - that's why we're
Faster, Safer and Easier®.



GREENLEE COMMUNICATIONS
offers industry-leading tools
for datacom, telecom, and
fiber-optic applications.
Choose from a large lineup
of premium installation tools,
tone generators, fiber-optic
equipment, and more - all field
tested to perform.



GREENLEE UTILITY serves the
global needs of professional
lineman and utility contractors.
From intelligent cutting and
crimping tools to powerful
hydraulic tools, Greenlee Utility
offers a complete lineup of
products utility professionals
need to get the job done.



MAINTENANCE, REPAIR & OPERATIONS SOLUTIONS FOR INDUSTRIAL FACILITIES

1

PUNCHING HOLES FOR RETROFIT/ MAINTENANCE (KNOCKOUTS)

Whether you want to punch 1/2" holes in mild steel or 4" holes in stainless steel, Greenlee has a punch for your facility.

FEATURES

- **Self Centering (SC)** – No need to mark crosshairs, SC punches line up automatically.
- **Slug Splitter® (Stainless Steel) and Slug Buster®** – Punches split the slug in half for easy removal from the die.
- **SPEED PUNCH® System** – No thread design is up to 3X faster than standard punches. Simply, slide, secure, and punch.



2

MOVING, REPAIRING, AND INSTALLING PRODUCTION LINES (WIRE AND CABLE TERMINATION)

When you need to install cables for production lines, Greenlee UL and cUL certified wire and cable termination tools are there to help.

FEATURES

- **Intelli-CRIMP™** – Intelligent pressure sensor ensures crimps are performed to specifications.¹
- **Auto Retraction Stop** – ARS prevents cutting jaws from fully opening, saving time when making multiple cuts on long cables.²



3

INSTALLING WIRE AND CABLE (PULLING AND FISHING)

Get new cabling where you need it to be with Greenlee Fishing and Pulling tools.

FEATURES

- **Quick Setup** – Greenlee cable pullers set up in less than one minute.
- **Versatile** – Choose from a wide range of nylon, fiberglass, or flat steel fish tapes.
- **Safe** – Safe designs get the job done and keep workers out of danger.



4

OVERHEAD CONDUIT (BENDING)

Upgrade or replace your electrical conduit using Greenlee bending equipment.

FEATURES

- **Simple.** All of our benders are designed with the user in mind, making them simple to set up and easy to operate.
- **Productive.** Up to 4X faster setup compared to the competition.
- **Accurate.** Absolute encoder stops bends at precise angles.²



5

VOICE, DATA, AND VIDEO INFRASTRUCTURE (COMMUNICATIONS)

Keep your phone and data lines up and running with tools and testers from Greenlee Communications.

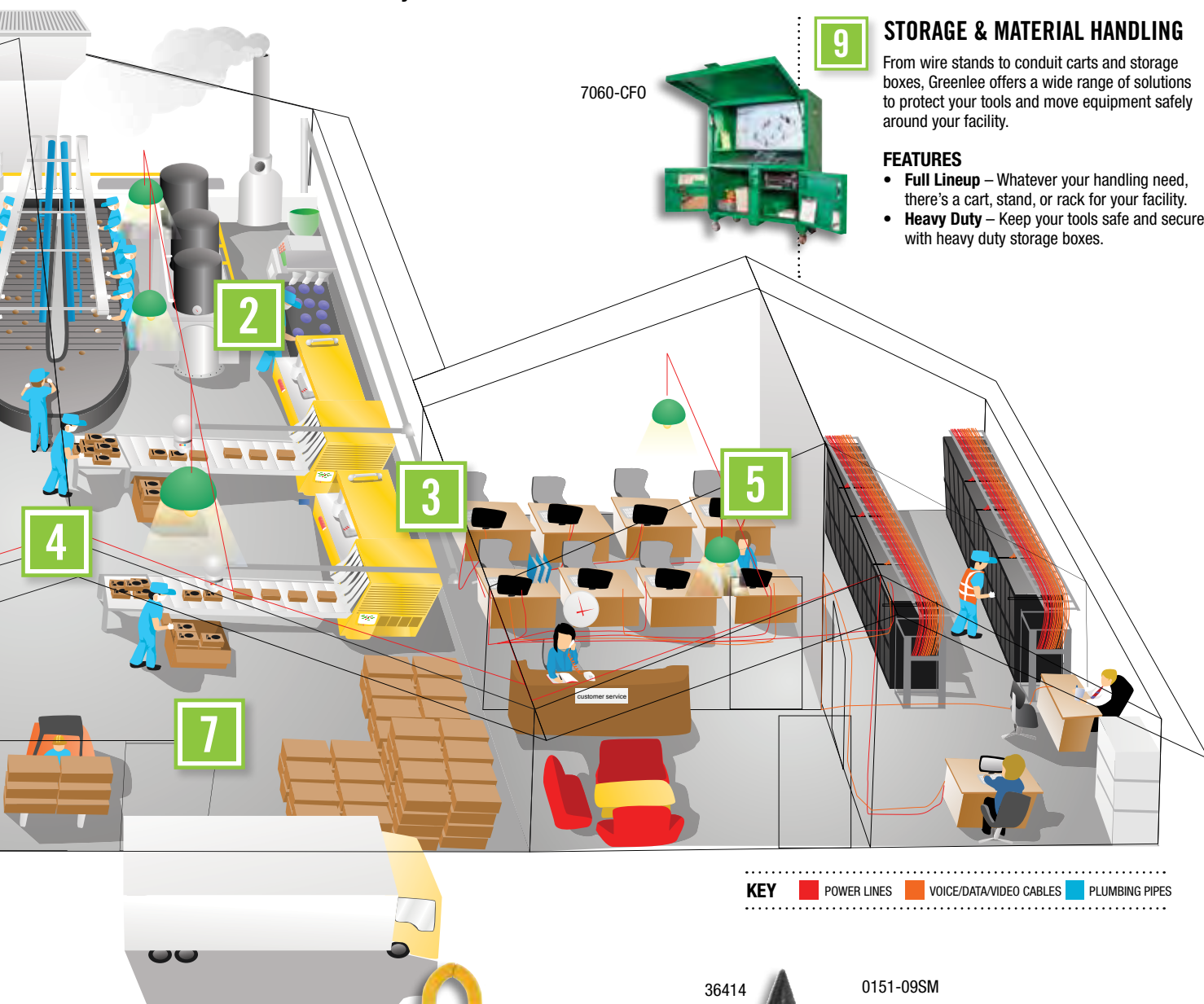
FEATURES

- **Terminate Faster** – Save time when terminating HDMI®, CAT5, telephone, or any other twisted pair cabling. Simply align the wires and press down to cut and terminate connections.
- **acAlert™** – Alerts users of hazardous current when using tone and probe tools on twisted pair cables.²
- **GripPack** – Always have the right tool on hand. GripPacks are molded specifically to hold essential tools in place on belts when stripping, cutting, and terminating VDV cables.



¹On select tools. UL and cUL rated with Anderson®, Blackburn®, FCI Burndy®, ILSCO®, Panduit®, Penn-Union®, and Thomas & Betts® brand color-coded lugs and splices.
²On select tools only.

Whether you're moving production lines, maintaining existing equipment, or installing new machinery, Greenlee tools help get the job done Faster, Safer, and Easier®. From punching and drilling holes to bending conduit, pulling cable, testing circuits, and more, Greenlee tools save time and money.



9 STORAGE & MATERIAL HANDLING

From wire stands to conduit carts and storage boxes, Greenlee offers a wide range of solutions to protect your tools and move equipment safely around your facility.

FEATURES

- **Full Lineup** – Whatever your handling need, there's a cart, stand, or rack for your facility.
- **Heavy Duty** – Keep your tools safe and secure with heavy duty storage boxes.

7060-CFO



KEY ■ POWER LINES ■ VOICE/DATA/VIDEO CABLES ■ PLUMBING PIPES

CM-850



36414

0151-09SM



0153-11-INS

6 ELECTRIC MAINTENANCE (TEST AND MEASUREMENT)

Unplanned downtime hurts your bottom line. From voltage detectors to clamp and multimeters, Greenlee tools help you schedule preventative maintenance and keep your facility up and running.

FEATURES

- **Safe** – Choose from a complete line of CAT I, II, or III rated testers and meters to keep technicians safe on the job.
- **Limited Lifetime Warranty²** – All Test and Measurement equipment comes with a limited lifetime warranty, so you can spend less time worrying about your tools, and more time getting the job done.

7 DAY TO DAY TASKS (HAND TOOLS AND POWER TOOL ACCESSORIES)

From safe, insulated tools to screw-holding drivers, step bits and reciprocating blades, Greenlee hand tools and power-tool accessories are designed to help you get the job done Faster, Safer, and Easier.®

FEATURES

- **Double-Flute Cutting** – Kwik Stepper® step bits feature a double-flute cutting tip for less walking and faster, more stable cuts on the job.
- **Drill, Tap, and Countersink** – Create threaded holes in seconds using our patented combination drill bits. Now available for up to 1/2" mild steel.

FOOD PROCESSING SOLUTIONS FOR FACILITIES

1

SCHEDULED MAINTENANCE (TEST AND MEASUREMENT)

Unplanned downtime hurts your bottom line. Whether it's a voltage detector or a clamp meter, Greenlee tools help you schedule preventative maintenance and keep your facility's systems up and running.

FEATURES

- **Safe** – Choose from a complete line of CAT II, III, and IV testers and meters for maximum safety when working around live circuits and machines.
- **Lifetime Warranty¹** – All Test and Measurement equipment comes with a lifetime warranty, so you can spend less time worrying about your tools and more time getting the job done.



DM-830A

2

MOVING, REPAIRING, AND INSTALLING PRODUCTION LINES (WIRE AND CABLE TERMINATION)

When you need to install cables for new or replacement production lines, Greenlee UL and cUL certified wire and cable termination tools are here to help².

FEATURES

- **Ergonomic** – All battery-powered Gator® tools feature ergonomic, single-trigger designs and improved center of gravity for ease of use and reduced strain.
- **GTS-1930** – Replicate exact cutback depths safer and faster than ever by providing a safe alternative to blades. Bushing available from #6 AWG - 750 kcmil.



GTS-1930

3

PUNCHING HOLES FOR RETROFIT / MAINTENANCE (KNOCKOUTS)

Whether you want to punch 1/2" holes in mild steel or 4" holes in stainless steel, Greenlee has a punch to suit your needs.

FEATURES

- **Slug Splitter® (Stainless Steel) and Slug Buster®** – Punches split the slug in half for easy removal from the die.
- **SPEED PUNCH® System** – No thread design for 3X faster punches than standard threaded knockouts.



LS50

745-M

4

ELECTRICAL CONDUIT (BENDING)

Upgrade or replace your electrical conduit using industry-trusted Greenlee bending equipment.

FEATURES

- **Easy to Use** – All Greenlee benders are designed with the user in mind, meaning that they're simple to set up, and easy to operate.
- **Productive** – Up to 4X faster setup when compared to the competition.



555CX

5

INSTALLING WIRE AND CABLE (FISHING AND PULLING)

Get your wires where you need them to be with Greenlee wire fishing and cable pulling equipment.

FEATURES

- **Quick Setup** – Greenlee cable pullers set up in less than one minute.
- **Safe** – Greenlee pullers feature circuit breakers and right-angle sheaves to keep operators safe when pulling cable.

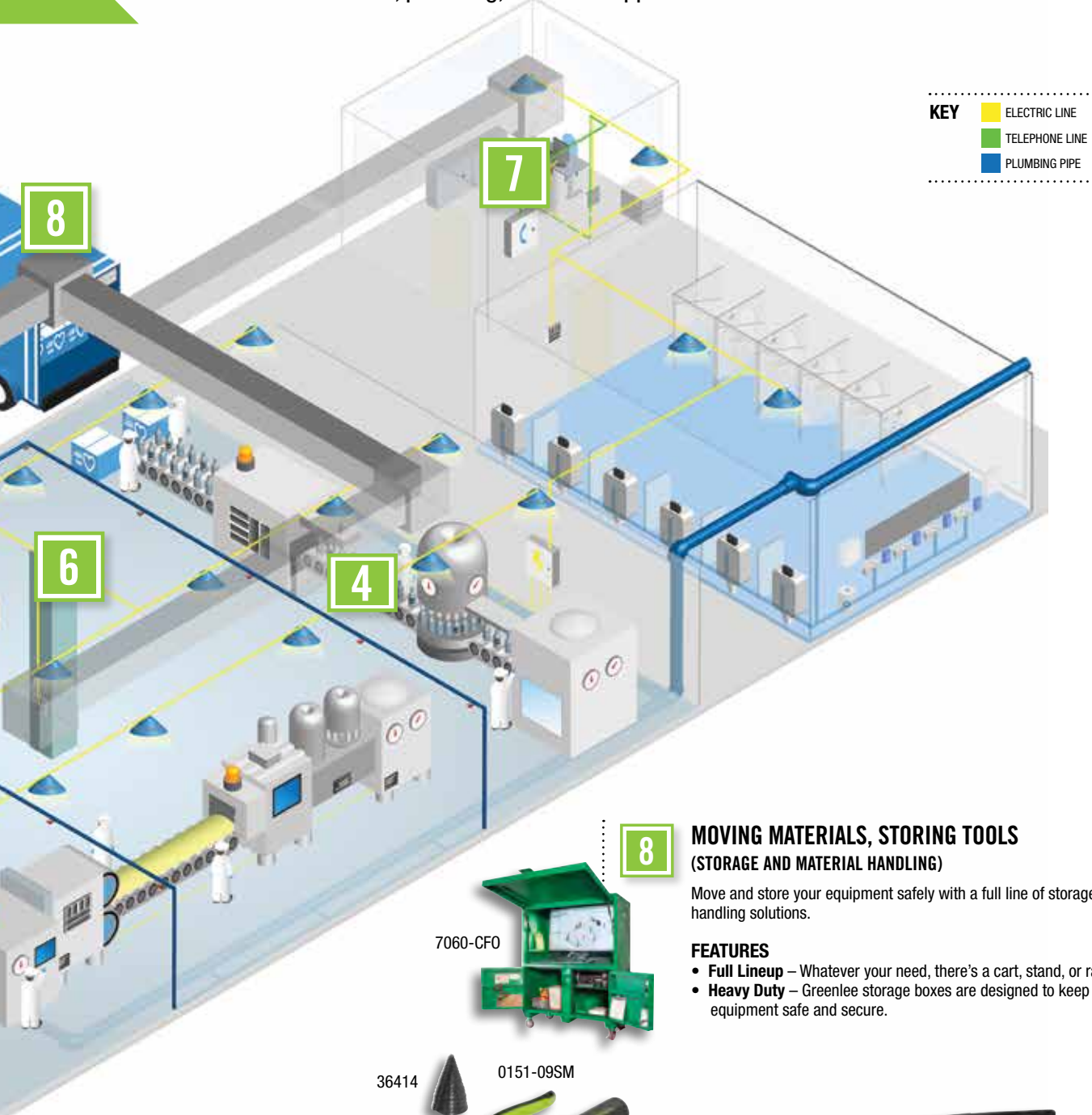


G3

¹Terms and conditions apply.

²On select tools. UL and cUL rated with Anderson®, Blackburn®, ILSCO®, Panduit®, Penn-Union® and Thomas & Betts® brand color-coded lugs and splices.

Whether you're moving production lines, maintaining existing equipment, or installing new machinery, Greenlee tools help get the job done faster, safer, and easier®. Choose from a wide range of tools suitable for use in stainless steel, plumbing, and HVAC applications.



KEY

- ELECTRIC LINE
- TELEPHONE LINE
- PLUMBING PIPE

8

MOVING MATERIALS, STORING TOOLS

(STORAGE AND MATERIAL HANDLING)

Move and store your equipment safely with a full line of storage boxes and material handling solutions.

FEATURES

- **Full Lineup** – Whatever your need, there's a cart, stand, or rack for your facility.
- **Heavy Duty** – Greenlee storage boxes are designed to keep your tools and equipment safe and secure.

7060-CFO



36414

0151-09SM



0153-11-INS

6

DAY TO DAY TASKS

(POWER TOOL ACCESSORIES AND HAND TOOLS)

From safe, insulated tools to screw-holding drivers, step bits and reciprocating blades, Greenlee hand tools and power tool accessories are designed to get the job done Faster, Safer, and Easier®.

FEATURES

- **Double-Flute Cutting** – Kwik Stepper® step bits feature two cutting tips for less walking and faster, more stable cuts on the job.
- **Drill, Tap, and Countersink** – Create threaded holes in seconds using a single drill bit. Now available for up to 1/2" thick mild steel.

7

VOICE, DATA, AND VIDEO NETWORK

(COMMUNICATIONS)

Maintain your telephone and data systems with the latest line of copper and fiber optic tools and testers from Greenlee Communications.

FEATURES

- **Terminate Faster** – Save time when terminating CAT5, telephone, or any other twisted pair cabling.
- **GripPack** – Always have the right tool on hand. GripPacks are precision molded to hold specific tools in place when stripping, cutting, and terminating voice, data, and video cables.



701K-G

HOSPITALS

SOLUTIONS FOR HEALTHCARE

1

SCHEDULED MAINTENANCE (TEST AND MEASUREMENT)

Whether it's a non-contact voltage detector or a clamp meter, Greenlee test and measurement tools help you schedule preventative maintenance and keep your facility's systems up and running.

FEATURES

- **Safe** – Choose from a complete line of CAT II, III, and IV rated testers and meters for maximum safety when working around live circuits and machines.
- **Lifetime Warranty¹** – All Test and Measurement equipment comes with a lifetime warranty, so you can spend less time worrying about your tools and more time getting the job done.



DM-830A

KEY

■ ELECTRIC LINE	■ TELEPHONE LINE
■ DATA LINE	■ PLUMBING PIPE

2

DAY TO DAY TASKS (POWER TOOL ACCESSORIES AND HAND TOOLS)

From safe, insulated tools to screw-holding drivers, step bits and reciprocating blades, Greenlee hand tools and power tool accessories are designed to get the job done Faster, Safer, and Easier[®].

FEATURES

- **Double-Flute Cutting** – Kwik Stepper[®] step bits feature two cutting tips for less walking and faster, more stable cuts on the job.
- **Drill, Tap, and Countersink** – Create threaded holes in seconds using a single drill bit. Now available for up to 1/2" thick mild steel.



3

ELECTRICAL CONDUIT (BENDING)

Upgrade or replace your electrical conduit with industry-leading bending equipment.

FEATURES

- **Easy to Use** – All Greenlee benders are designed with the user in mind, meaning that they're simple to set up, and easy to operate.
- **Productive** – Up to 4X faster setup when compared to the competition.



555CX

4

RETROFIT / INSTALLING NEW EQUIPMENT (WIRE AND CABLE TERMINATION)

Install and terminate cables quicker and easier with UL and cUL certified tools from Greenlee.²

FEATURES

- **Ergonomic** – All battery-powered Gator[®] tools feature ergonomic, single-trigger designs and improved center of gravity for ease of use and reduced strain.
- **GTS-1930** – Replicate exact cutback depths safer and faster than ever by providing a safe alternative to blades. Bushing available from #6 AWG - 750 kcmil.



GTS-1930

7



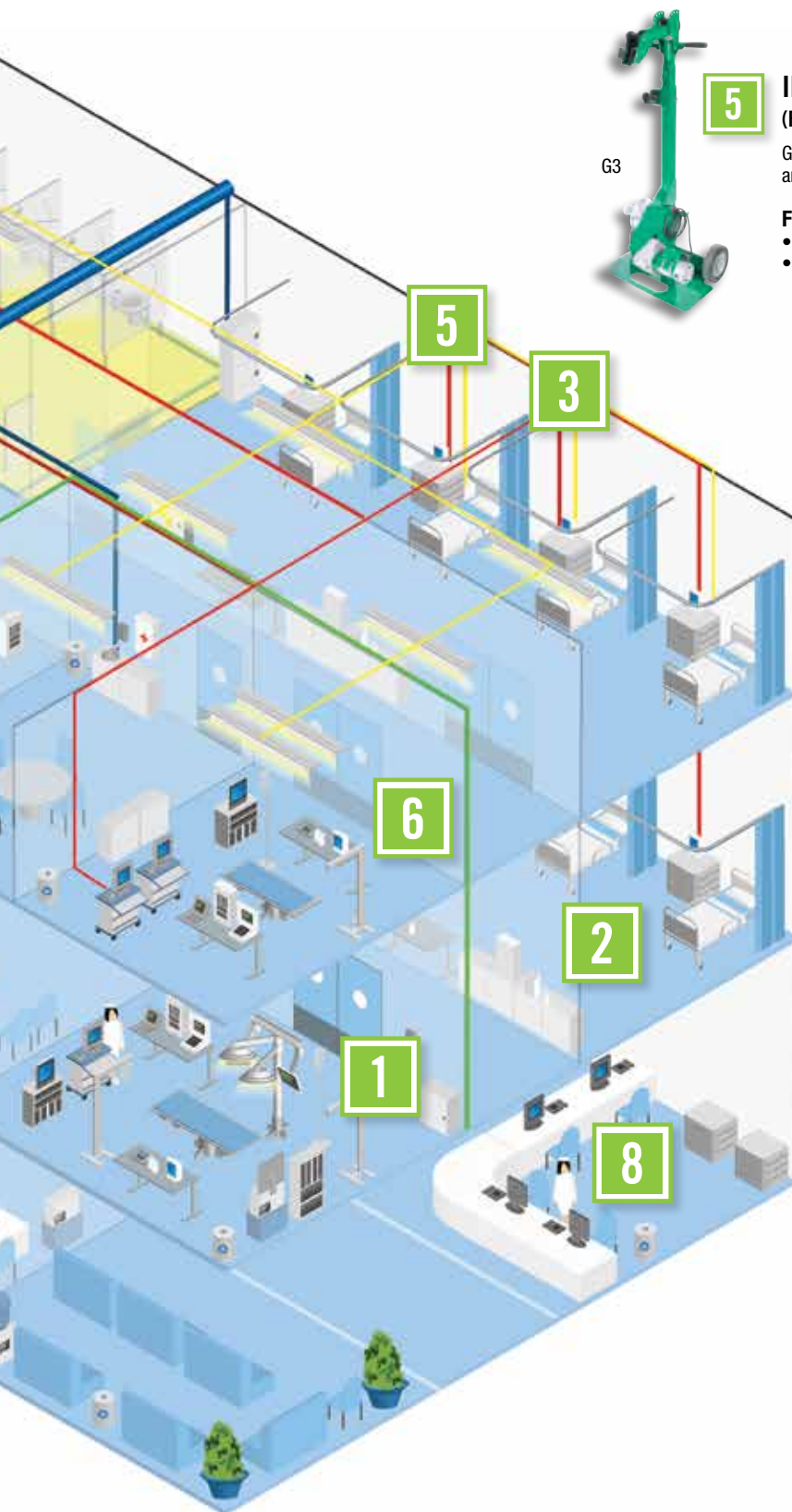
¹Terms and conditions apply.

²On select tools. UL and cUL rated with Anderson[®], Blackburn[®], ILSCO[®], Panduit[®], Penn-Union[®] and Thomas & Betts[®] brand color-coded lugs and splices.

Need to maintain or install new electrical systems? Choose Greenlee.

Voice, data, and video network? Greenlee Communications.

Whatever your medical facility's needs, there's a Greenlee tool that'll get you back up and running in no time.



5

INSTALLING WIRE AND CABLE

(FISHING AND PULLING)

Get your wires where you need them to be with Greenlee wire fishing and cable pulling equipment.

FEATURES

- **Quick Setup** – Greenlee cable pullers set up in less than one minute.
- **Full Line** – Choose from nylon, fiberglass, or steel fish tapes to suit your needs.

6

PUNCHING HOLES FOR RETROFIT / MAINTENANCE

(KNOCKOUTS)

Whether you want to punch 1/2" holes in mild steel or 4" holes in stainless steel, Greenlee has a knockout kit to suit your needs.

FEATURES

- **Slug Splitter® (Stainless Steel) and Slug Buster®** – Punches split the slug in half for easy removal from the die.
- **SPEED PUNCH® System** – No thread design for 3X faster punches than standard threaded punches. Simply slide, secure, and punch.



7

MOVING MATERIALS, STORING TOOLS

(STORAGE AND MATERIAL HANDLING)

Move and store your equipment safely with storage boxes and material handling solutions.

FEATURES

- **Full Lineup** – Whatever your need, there's a cart, stand, or rack for your facility.
- **Heavy Duty** – Keep your tools and equipment safe and secure.



8

VOICE, DATA, AND VIDEO NETWORK

(COMMUNICATIONS)

Maintain your telephone and data systems with the latest line of copper and fiber optic tools and testers from Greenlee Communications.

FEATURES

- **Trace Faster** – Greenlee tone and probe systems use the latest digital signal processing so you can follow the right wire every time.
- **GripPack** – Always have the right tool on hand. GripPacks are precision molded to hold specific tools in place when stripping, cutting, and terminating voice, data, and video cables.



UNIVERSITIES

SOLUTIONS FOR MULTI-FUNCTIONAL FACILITIES

1

BENDING

Install electrical conduit with industry-leading bending equipment

- **Easy to use** – All Greenlee benders are designed with the user in mind, meaning that they're simple to setup and easy to operate.
- **Productive** – Up to 4x faster setup when compared to the competition.



855

2

PULLING & CABLE FEEDING

Get your wires where you need them to be with Greenlee cable pulling equipment.

- **Quick Setup** – No loose pieces. Set up and ready to go in just one minute
- **Versatile** – Choose from a wide range of 2,000 lb to 10,000 lb pullers to suite the jobsite.
- **Safe** – Greenlee pullers include additional safety features, such as right-angled sheaves and circuit breakers to keep operators safe.



UT10

3

WIRE & CABLE TERMINATION

When you need to install cables for production lines, Greenlee UL and cUL certified wire and cable termination tools are there to help.

- **EK50ML** – Crimp 3x faster with this battery powered micro-crimper with PowerSense Technology.
- **GTS-1930** – Replicate exact cutback depths safer and faster than ever by providing a safe alternative to blades. Bushing available from #6 AWG - 750 kcmil.



GTS-1930

4

POWER TOOL ACCESSORIES

Trust Greenlee power tool accessories when you need to get the job done.

- **DTAPS** - One bit that does it all. Drill, tap, and countersink with one easy to use bit. Now available in longer lengths.
- **Speed Punch®** - The fastest knockout system on the market – simply slide, secure, and punch with 6 tons of force. (Includes **LS50** Battery-Powered Knockout Driver, 1/2" to 2" punches, dies, and a #3 Kwik Stepper® Step Bit).



DTAPKIT

5

COMMUNICATIONS

Maintain your telephone and data systems with the latest line of copper and fiber optic tools and testers from Greenlee Communications.

- **180XL** – Visual Fault Locator used to find high loss events in fiber optic cable. Also, can be used to check fiber continuity.
- **VIS300** – Video Inspection Scope used to verify fiber end faces that are free from contamination or damage.



GVIS300

6

HAND TOOLS

Trust Greenlee hand tools when you need to get the job done.

- **Electrician's Kit** – Kits for the professional or apprentice electrician.
- **Laser Level** – Professional grade laser level capable of working on all planes.



0159-12

7

TEST & MEASUREMENT

Greenlee tools help you schedule preventative maintenance and keep your facility up and running.

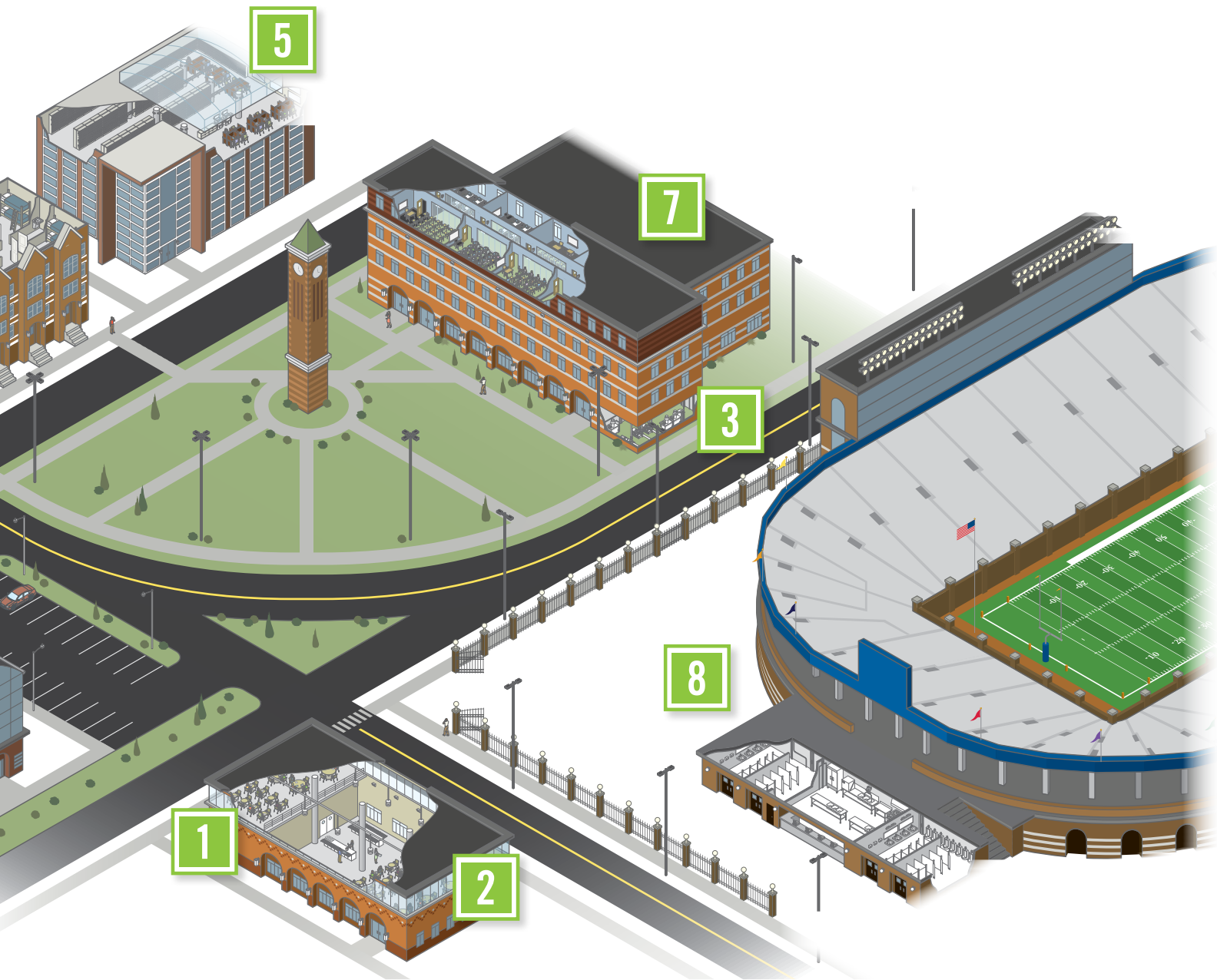
- **DM-830A ESM Series Digital Multimeter** – AC+DC True RMS give accurate readings on complex waveforms. Includes two voltage detection moods – non-contact or using a single test lead.
- **DM-65 Digital Multimeter** – Measures AC/DC voltage, AC/DC current, resistance, temperature, frequency, duty cycle and capacitance.



DM-830A



From dorm rooms to dining halls, stadiums to classrooms, Greenlee has the solutions to keep all your facilities running smoothly. Whatever your facilities needs, there's a Greenlee tool that will get you back up and running in no time.



8

STORAGE & MATERIAL HANDLING

Keep your equipment safe and secure.

- **Compact Field Office CFO**- Fits through 36" doorways, cable pass-through holes, and one single lock to secure contents
- **GMX Carts** - One base with five configurations: material builder, wire dispenser, material tree, shelving, and flat bed



7060-CFO

NOTES



HAND TOOLS

FROM SAFE, INSULATED TOOLS TO SCREW-HOLDING DRIVERS, HEX KEYS AND PLIERS, GREENLEE HAND TOOLS ARE DESIGNED BY PROFESSIONAL ELECTRICIANS, BACKED BY A LIMITED LIFETIME WARRANTY, AND MADE FOR THE TRADE®



Contents

Pliers	14
Cutting & Crimping Tools	18
Wire Stripping Tools	20
Screwdrivers	23
Nut Drivers	29
Adjustable & Ratcheting Wrenches	30
Hex Keys	33
Cutting Tools	35
Bolt Cutters	39
Levels, Tape Measures & Hammers	41
Flashlights	43
Tool Bags, Pouches & Belts	45
Insulated Pliers, Cutters & Crimpers	50
Insulated Drivers	52
Safety Products	54
Tool Kits	55



PLIERS

High Leverage Side-Cutting Pliers



- High Leverage design provides 46% greater cutting and gripping power than standard plier designs
- Forged from chrome vanadium steel for greater strength and long life of the whole plier
- Laser hardened cutting knives keep edge and last longer than induction hardened knives
- Designed to provide long life even when cutting hardened wire, ACSR, screws, bolts and nails
- Tempered handles help to absorb the 'snap' and reduce fatigue when cutting through hardened wire, bolts and screws
- Diamond serrated jaws for superior gripping power
- Exceeds ASME/ANSI specifications
- Note: this is not an insulated tool
- Lifetime limited warranty

Stripping Pliers (0151-09SM and 0151-09SD)

- Stripping hole allows stripping of #12 AGW solid wire. Looping and bending hole forms wire for connections

Crimping Pliers

- Crimping die for non-insulated and insulated connectors, lugs, and terminals

Fish Tape Pulling Pliers

- Pulls 1/8" and 1/4" fish tape

Thread Cleaning Pliers

- Cleans threads on 5/8" bolts



MOLDED GRIP

- Slip-proof, ergonomic molded grips and flared handles for increased comfort and reduced fatigue
- Location of handle ridge allows the user to "choke up" for greater control

MOLDED GRIP PLIERS

CAT. NO.	UPC	DESCRIPTION	OVERALL LENGTH	WEIGHT
0151-08M	54701	High Leverage Side-cutting Pliers 8" molded grip	8-1/2" (21.6 cm)	.87 lbs (.04 kg)
0151-09M	54702	High Leverage Side-cutting Pliers 9" molded grip	9-3/8" (23.8 cm)	1.13 lbs (.51 kg)
0151-09CM	13488	Crimping Pliers 9" molded grip	9-3/8" (23.8 cm)	1.13 lbs (.51 kg)
0151-09SM	89264	High Leverage Side-cutting Pliers W/ Stripping Hole 9" molded grip	9-3/8" (23.8 cm)	1.13 lbs (.51 kg)



DIPPED GRIP

- Double layered vinyl handles for comfort and slip resistance
- Reduced handle size allows for easy storage of tools in pouches and tool bags

DIPPED GRIP PLIERS

CAT. NO.	UPC	DESCRIPTION	OVERALL LENGTH	WEIGHT
0151-08D	89263	High Leverage Side-cutting Pliers 8" dipped grip	8-1/2" (21.6 cm)	.87 lbs (.04 kg)
0151-09D	89250	High Leverage Side-cutting Pliers 9" dipped grip	9-3/8" (23.8 cm)	1.13 lbs (.51 kg)
0151-09CD	13487	Crimping Pliers 9" dipped grip	9-3/8" (23.8 cm)	1.13 lbs (.51 kg)
0151-09FD	89262	Fish Tape Pulling Pliers 9" dipped grip	9-3/8" (23.8 cm)	1.13 lbs (.51 kg)

Diagonal Cutting Pliers



- High Leverage design provides greater cutting power than standard plier designs
- Forged from chrome vanadium steel for greater strength and long life of the whole plier
- Laser hardened cutting knives keep edge and last longer than induction hardened knives Designed to provide long life even when cutting hardened wire, ACSR, screws, bolts and nails
- Tempered handles help to absorb the 'snap' and reduce fatigue when cutting through hardened wire, bolts and screws
- Exceeds ASME/ANSI specifications
- Note: this is not an insulated tool
- Lifetime limited warranty



Angled Head Pliers (0251-08AM and 0251-08AD)

- Angled head design allows for easy work in confined areas



MOLDED GRIP

- Slip-proof, ergonomic molded grips and flared handles for increased comfort and reduced fatigue
- Location of handle ridge allows the user to "choke up" for greater control

MOLDED GRIP PLIERS

CAT. NO.	UPC NO.	DESCRIPTION	OVERALL	
			LENGTH	WEIGHT
0251-05M	54736	Diagonal Cutting Pliers 5" Mini molded grip	5-1/2" (14.0 cm)	.28 lbs (.13 kg)
0251-06M	54737	Diagonal Cutting Pliers 6" molded grip	6-1/8" (15.5 cm)	.35 lbs (.16 kg)
0251-07M	54738	High Leverage Diagonal Cutting Pliers 7" molded grip	7" (17.8 cm)	.57 lbs (.26 kg)
0251-08M	54739	High Leverage Diagonal Cutting Pliers 8" molded grip	8-3/4" (22.2 cm)	.85 lbs (.39 kg)
0251-08AM	54740	High Leverage Diagonal Cutting Pliers 8" angled molded grip	8-3/4" (22.2 cm)	.85 lbs (.39 kg)



DIPPED GRIP

- Double layered vinyl handles for comfort and slip resistance.
- Reduced handle size allows for easy storage of tools in pouches and tool bags.

DIPPED GRIP PLIERS

CAT. NO.	UPC NO.	DESCRIPTION	OVERALL	
			LENGTH	WEIGHT
0251-05D	89257	Diagonal Cutting Pliers 5" Mini dipped grip	5-1/2" (14.0 cm)	.28 lbs (.13 kg)
0251-06D	89256	Diagonal Cutting Pliers 6" dipped grip	6-1/8" (15.5 cm)	.35 lbs (.16 kg)
0251-07D	89255	High Leverage Diagonal Cutting Pliers 7" dipped grip	7" (17.8 cm)	.57 lbs (.26 kg)
0251-08D	89254	High Leverage Diagonal Cutting Pliers 8" dipped grip	8-3/4" (22.2 cm)	.85 lbs (.39 kg)
0251-08AD	89258	High Leverage Diagonal Cutting Pliers 8" angled dipped grip	8-3/4" (22.2 cm)	.85 lbs (.39 kg)

Long Nose Side Cutting and Stripping Pliers



- Forged from chrome vanadium steel for greater strength and long life of the whole plier
- Laser hardened cutting knives keep edge and last longer than induction hardened knives
- Designed to provide long life even when cutting hardened wire
- Serrated jaws for stronger gripping power
- Exceeds ASME/ANSI specifications
- Note: this is not an insulated tool
- Lifetime limited warranty

Wire Stripping Pliers (0351-08SM and 0351-08SD)

- Stripping hole allows stripping of #12 AWG solid wire



0351-08M

MOLDED GRIP

- Slip proof, ergonomic molded grips and flared handles for increased comfort and reduced fatigue
- Location of handle ridge allows the user to "choke up" for greater control

MOLDED GRIP PLIERS

CAT. NO.	UPC NO.	DESCRIPTION	OVERALL	
			LENGTH	WEIGHT
0351-06M	54717	Long Nose Pliers/Side Cutting 6" molded grip	6-5/8" (16.8 cm)	.27 lbs (.12 kg)
0351-07M	54718	Long Nose Pliers/Side Cutting 7" molded grip	7-1/8" (18.1 cm)	.30 lbs (.14 kg)
0351-08M	54719	Long Nose Pliers/Side Cutting 8" molded grip	8-9/16" (21.7 cm)	.64 lbs (.29 kg)
0351-08SM	20958	Long Nose Pliers/Stripping 8" molded grip	8-9/16" (21.7 cm)	.64 lbs (.29 kg)



0351-08SD

DIPPED GRIP

- Double layered vinyl handles for comfort and slip resistance
- Reduced handle size allows for easy storage of tools in pouches and tool bags

DIPPED GRIP PLIERS

CAT. NO.	UPC NO.	DESCRIPTION	OVERALL	
			LENGTH	WEIGHT
0351-06D	89253	Long Nose Pliers/Side Cutting 6" dipped grip	6-5/8" (16.8 cm)	.27 lbs (.12 kg)
0351-07D	89252	Long Nose Pliers/Side Cutting 7" dipped grip	7-1/8" (18.1 cm)	.30 lbs (.14 kg)
0351-08D	89251	Long Nose Pliers/Side Cutting 8" dipped grip	8-9/16" (21.7 cm)	.64 lbs (.29 kg)
0351-08SD	20957	Long Nose Pliers/Stripping 8" dipped grip	8-9/16" (21.7 cm)	.64 lbs (.29 kg)

Pump Pliers



- Forged from chrome vanadium steel for greater strength and long life of the whole tool
- Precision-machined and hardened teeth for durability and long life.
- Right-angled teeth for assured gripping power from both directions
- Exceeds ASME/ANSI specifications
- Note: This is not an insulated tool
- Lifetime limited warranty



0451-10M



MOLDED GRIP

- Slip proof, ergonomic molded grips and flared handles for increased comfort and reduced fatigue
- Location of handle ridge allows the user to "choke up" for greater control

MOLDED GRIP PLIERS

CAT. NO.	UPC NO.	DESCRIPTION	JAW CAPACITY	ADJUSTMENT GROOVES	OVERALL LENGTH	WEIGHT
0451-10M	54709	Pump Pliers	2"	7	10"	.83 lbs
		10" molded grip	(5.1 cm)		(25.4 cm)	(.38 kg)
0451-12M	54744	Pump Pliers	2-1/4"	7	12"	1.29 lbs
		12" molded grip	(5.7 cm)		(30.5 cm)	(.59 kg)



0451-16D



DIPPED GRIP

- Double layered vinyl handles for comfort and slip resistance
- Reduced handle size allows for easy storage of tools in pouches and tool bags

MOLDED GRIP PLIERS

CAT. NO.	UPC NO.	DESCRIPTION	JAW CAPACITY	ADJUSTMENT GROOVES	OVERALL LENGTH	WEIGHT
0451-10D	89259	Pump Pliers	2"	7	10"	.83 lbs
		10" dipped grip	(5.1 cm)		(25.4cm)	(.38 kg)
0451-12D	89260	Pump Pliers	2-1/4"	7	12"	1.29 lbs
		12" dipped grip	(5.7 cm)		(30.5 cm)	(.59 kg)
0451-16D	54707	Pump Pliers	4-1/4"	8	16"	3 lbs
		16" dipped grip	(10.8 cm)		(40.6 cm)	(1.4 kg)

CUTTING & CRIMPING TOOLS

Crimping Combination Tool



KP1022



KP1022D

- Heavy duty forged, heat treated steel for greater strength and long life of the whole tool
- Crimps both 10-22 AWG insulated and non-insulated terminals and connectors
- Machine hardened steel cutting blades for long life, even when cutting hardened wire
- Exceeds ASME/ANSI specifications
- Note: This is not an insulated tool
- Lifetime limited warranty

Molded Grip Handles

- Slip Proof, ergonomic molded grips and half handles for increased comfort and reduce fatigue
- Location of handle ridge allows the user to "choke up" for greater control

Dipped Grip Handles

- Double layered vinyl handles for comfort and slip resistance
- Reduced handle size for easy storage in pouches and bags

CAT. NO.	UPC NO.	DESCRIPTION	OVERALL	WEIGHT
			LENGTH	
KP1022	02155	Terminal Crimping Tool with molded grip	9-1/2 " (241 MM)	1.05 lbs (.48 kg)
KP1022D	10633	Terminal Crimping Tool with dipped grip	9-1/2 " (241MM)	1.05 lbs (.48 kg)

High Leverage Cable Cutters



727



727M

- High leverage design provides greater cutting power, reducing fatigue
- Heavy duty, forged, heat treated steel for greater strength and long life of the tool
- Precision ground, beveled, shear action blades cut cable cleanly each time
- Exceeds ASME/ANSI specifications
- Note: This is not an insulated tool
- Lifetime limited warranty

Molded Grip Handles

- Slip Proof, ergonomic molded grips and half handles for increased comfort and reduce fatigue
- Location of handle ridge allows the user to "choke up" for greater control

Dipped Grip Handles

- PVC dipped for assured grip
- Reduced handle size for easy storage in pouches and bags

			SPECIFICATIONS					
CAT. NO.	UPC NO.	DESCRIPTION			COMM	OVERALL	WEIGHT	
			COPPER	ALUM.	CABLE	LENGTH		
727	31291	Cable Cutter/Dipped Grip	2/0	2/0	100 Pair	9-1/4"	1lbs (0.45 kg)	
727M	12629	Cable Cutter/Molded Grip	2/0	2/0	100 Pair	9-1/4"	1lbs (0.45 kg)	

Ratchet Cable Cutters



- Simple, one-hand operation
- Exclusive two-speed ratcheting mechanism adjusts for light/heavy cutting
- Well-suited for tight working spaces
- Blades can be opened mid-cycle
- Cushioned handles for comfort and assured grip

SPECIFICATIONS

45206

Maximum Capacity* **Copper:** 600 kcmil (MCM) (300 mm²)
 Aluminum: 600 kcmil (MCM) (300 mm²)
 Communications Cable: 1-3/8" (35 mm) dia.
Weight: 1.5 lbs/.7 kg


45207

Maximum Capacity* **Copper:** 750 kcmil (MCM) (400 mm²)
 Aluminum: 1000 kcmil (MCM) (500 mm²)
 Communications Cable: 2" (51 mm) dia.
Weight: 2.4 lbs/1.1 kg

CAT. NO.	UPC NO.	DESCRIPTION
45206	45206	Ratchet Cable Cutter
45207	45207	Ratchet Cable Cutter
R 45218	45218	Movable Blade (45206 & 45206I)
R 45212	45212	Fixed Blade and Handle (45206)
R 45211	45211	Movable Blade (45207 & 45207I)
R 45228	45228	Fixed Blade and Handle (45207)

**Capacity may be less for compact and compressed cables*

Compact Ratchet Cable Cutters



- Simple, one-hand operation
- Compact – convenient for working in tight places and stores easily in tool pouches
- Single-speed ratchet mechanism
- Blade release allows blades to be opened in mid-cut
- Heavy-duty blades provide long life

SPECIFICATIONS

759

Maximum Capacity* **Copper:** 500 kcmil (MCM) (240 mm²)
 Aluminum: 750 kcmil (MCM) (400 mm²)
 Communications Cable: 1-1/8" dia. (28 mm²).
Weight: 1.4 lbs/0.6 kg

760

Maximum Capacity* **Copper:** 1000 kcmil (MCM) (500 mm²)
 Aluminum: 1000 kcmil (MCM) (500 mm²)
 Communications Cable: 1-3/4" dia. (42 mm²)
Weight: 1.75 lbs/0.8 kg

CAT. NO.	UPC NO.	DESCRIPTION
759	45277	Compact Ratchet Cable Cutter
760	17600	Compact Ratchet Cable Cutter
R 45282	45282	Movable Blade (759)
R 45281	45281	Fixed Blade (759)
R 09908	09908	Movable Blade (760)
R 09907	09907	Fixed Blade (760)
R 45297	45297	Handle Spring

**Capacity may be less for compact and compressed cables*

WIRE STRIPPING TOOLS

Pro Stainless Steel Wire Strippers / Cutters / Crimpers



NEW
PRODUCT



1950-SS

- Cutlery grade stainless steel prevents wear and corrosion to provide 5X longer life
- Pliers grab, form and bend wires
- Precision ground strippers engineered for clean, easy insulation removal
- Bolt Threaders clean threads after shearing
- Comfort Grips are double molded, lightweight and easy to grab
- Professional, multi-function tool includes a crimper, looper, non-obstructive lock mechanism, spring return, and high grade shears
- Note: this is not an insulated tool
- Lifetime warranty



1955-SS



1956-SS

	CAT. NO.	UPC NO.	DESCRIPTION	SOLID STRIP	STRANDED STRIP	BOLT SHEAR	CRIMP
N	1950-SS	02241	Pro Stainless Wire Stripper / Cutter / Crimper	10-18	12-20	6-32, 8-32	16-10
N	1955-SS	01361	Pro Stainless Wire Stripper / Cutter / Crimper (Curve)	10-18	12-20	6-32, 8-33	16-10
N	1956-SS	02242	Pro Stainless Wire Stripper / Cutter / Crimper (Curve)	6-14	8-16	6-32, 8-34	16-10

Stainless Steel Wire Stripper/Cutters



NEW
PRODUCT



1916-SS

- Cutlery grade stainless steel prevents wear and corrosion to provide 5X longer life
- Pliers grab, form and bend wires
- Precision ground strippers engineered for clean, easy insulation removal
- Other features include a looper, non-obstructive lock mechanism, spring return, and high grade shears
- Note: this is not an insulated tool
- Lifetime warranty



1917-SS

	CAT. NO.	UPC NO.	DESCRIPTION	SOLID STRIP	STRANDED STRIP	BOLT SHEAR	CRIMP
N	1916-SS	01359	Stainless Wire Stripper / Cutter	10-20	12-22	—	—
N	1917-SS	01360	Stainless Wire Stripper / Cutter	16-26	18-28	—	—

Stainless Steel Stripping/Crimping Combination Tool


**NEW
PRODUCT**


1927-SS

- Multi-functional, Professional grade
- Cutlery grade stainless steel prevents wear and corrosion to provide 5X longer life
- Multiple bolt shears and crimpers for a wide range of tests
- Bolt Threaders clean threads after shearing
- Precision ground strippers engineered for clean, easy insulation removal
- Comfort Grips are double molded, lightweight and easy to grab
- Other features include a looper, non-obstructive lock mechanism, spring return, and high grade knives
- Note: this is not an insulated tool
- Lifetime warranty

CAT. NO.	UPC NO.	DESCRIPTION	SOLID STRIP	STRANDED STRIP	BOLT SHEAR	CRIMP
N 1927-SS	02243	Pro Stainless Combination Tool w/Spring	8-18	10-20	4-40 to 10-24	Multiple

Automatic Wire Stripper



1935

- Production grade wire stripper strips insulation from most smaller gauge wire
- Strips up to 7/8" (22 2 mm) length
- Strips PVC and THHN insulation
- For use with solid and stranded wire
- Note: This is not an insulated tool

CAT. NO.	UPC NO.	DESCRIPTION	CAP. AWG
1935	37600	Automatic Wire Stripper	10-22 solid and stranded

Crimping/Stripping Combination Tool



1923A

- Easily strip both solid and stranded wires, crimp terminals, cut screws and wire
- Precision ground blades ensure consistent stripping and cutting
- Double dipped grips for superior comfort and assured grip
- Heat treated for strength with black oxide finish for rust resistance
- Cleanly cuts and strips 10-22 AWG wire
- 2 wire cutters: middle cuts copper, tip also cuts hardened wire
- Cleanly cuts #4-40, #6-32 and #8-32, #10-24, #10-32 screws
- Crimps 10-22 AWG insulated and non-insulated terminals, splices and lugs
- Splices and terminates 7mm and 8mm ignition terminals
- Note: this is not an insulated tool
- Lifetime limited warranty

CAT. NO.	UPC NO.	DESCRIPTION	CAP. AWG	
			SOLID	STRANDED
1923A	00084	Crimping/Stripping Combination Tool	8-18	10-22


Kwik Stripper® Wire Stripper



- Strips and cuts flat and round cable
- Self-adjusts to different wire gauges
- Laminated steel blades minimize the risk of nicking conductors
- Front entry jaws have an adjustable strip length guide
- Lightweight reinforced nylon is chemical and corrosion resistant
- Note: This is not an insulated tool

CAT. NO.	UPC NO.	DESCRIPTION	CAP. AWG
45000	45000	Kwik Stripper Wire Stripper	10-34 solid and stranded
 20243	20243	Blade Cassette	

NM Cable Ripper



- Slits outer jacket of Romex® 10/2, 12/2, 14/2 and other non-metallic (NM) sheathed cable
- Wire gauge on handle for identifying #6 to #14 AWG
- Corrosion-resistant zinc plating
- Side-entry design for end or mid-run slitting of jacket
- Note: This is not an insulated tool

CAT. NO.	UPC NO.	DESCRIPTION	OVERALL LENGTH
0252-11	56300	NM Cable Ripper	3-5/8" (9.2 cm)

SCREWDRIVERS

7-Piece Screwdriver Set



0153-02C

- Heavy-duty construction for longer life
- Handle marked for easy identification of screwdriver size, type and length
- Precision-machined tips for accurate fastener contact
- Strong, durable black phosphate tips prevent chipping of plating
- High-grade, rust resistant, chrome-plated finish
- Cushion grip handle for extra comfort and torque
- Exceeds ASME/ANSI specifications
- Lifetime limited warranty
- Note: This is not an insulated tool
- Contains: 3/16" x 4" Cabinet, 3/16" x 6" Cabinet, 1/4" x 4" Keystone, 1/4" x 4" Cabinet, 5/16" x 6" Keystone, #1 x 3" Phillips & #2 x 4" Phillips

CAT. NO.	UPC NO.	DESCRIPTION	WEIGHT
0153-02C	54661	7-Piece Screwdriver Set	1.63 lbs (.74- kg)

5-Piece Screwdriver Set



0153-01C

- Heavy-duty construction for longer life
- Handle marked for easy identification of screwdriver size, type and length
- Precision-machined tips for accurate fastener contact
- Strong, durable black phosphate tips prevent chipping of plating
- High-grade, rust resistant, chrome-plated finish
- Cushion grip handle for extra comfort and torque
- Exceeds ASME/ANSI specifications
- Lifetime limited warranty
- Note: This is not an insulated tool
- Contains: 3/16" x 6" Cabinet, 1/4" x 4" Keystone, 1/4" x 6" Cabinet, 5/16" x 6" Keystone & #2 x 4" Phillips

CAT. NO.	UPC NO.	DESCRIPTION	WEIGHT
0153-01C	56303	5-Piece Screwdriver Set	1.38 lbs (.63 kg)

Mini Screwdriver Set



0153-03C

- Precision machined tips for exact fastener fit
- Strong durable black phosphate tips to prevent chipping or plating
- Handle marked for easy identification of screwdriver size and type
- Cushion grip handle for extra comfort and no slipping
- Designed to meet ASME/ANSI specifications
- Lifetime limited warranty
- Note: This is not an insulated tool

CAT. NO.	UPC NO.	DESCRIPTION	WEIGHT
0153-03C	13438	4-Piece Mini Screwdriver Set (Round Shank): Sizes #0 Phillips, 1/16" Keystone, 3/32" Cabinet & 1/8" Cabinet	.16 lbs (.08 kg)

9-In-1 Multi-Tool Driver



0153-43C

- Versatile multi-bit screwdriver, 9 tools in one
- Drive hex nuts, Phillips, Square Recess and slotted fasteners
- High-grade, rust resistant, chrome-plated finish
- Precision machined, hardened steel bits
- Cushion grip handle for extra comfort and torque
- Lifetime limited warranty
- Note: This is not an insulated tool

CAT. NO.	UPC NO.	DESCRIPTION	WEIGHT
0153-43C	13490	9-In-1 Multi-tool, Contains bits: #1 & #2 Phillips, #1 & #2 Square Recess and 3/16" & 1/4" Flat Tip, 1/4", 5/16" & 3/8" Hex	.45 lbs
9953-15	10628	Replacement bits 9-In-1	—

6-In-1 Multi-Tool



0153-42C


- Versatile multi-bit screwdriver, 6 tools in one
- Precision machined, hardened steel bits
- High-grade, rust resistant, chrome-plated finish
- Cushion grip handle for extra comfort and torque
- Lifetime limited warranty
- Note: This is not an insulated tool

CAT. NO.	UPC NO.	DESCRIPTION	WEIGHT
0153-42C	56308	6-In-1 Multi-tool, Contains: 3/16" & 1/4" Flat-Tip, #1 & #2 Phillips and 5/16 & 1/4" Hex	.42 lbs
9953-13	56310	Replacement bits – 3/16" & 1/4" Flat-tip and #1 & #2 Phillips	—

Heavy-Duty Keystone Tip Screwdriver



0153-14C



- Square shank allows use of wrench or pliers for added torque
- Handle marked for easy identification of screwdriver size, type and length
- Rugged keystone tip for additional strength
- Precision-machined tips for accurate fastener contact
- Strong, durable black phosphate tips prevent chipping of plating
- Cushion grip handle for extra comfort and torque
- Exceeds ASME/ANSI specifications
- Lifetime limited warranty
- Note: This is not an insulated tool

CAT. NO.	UPC NO.	DESCRIPTION: HEAVY DUTY KEYSTONE TIP	WEIGHT
0153-11C	54644	Square Shank 1/4" x 4" Flat Blade Screwdriver	.25 lbs
0153-12C	54645	Square Shank 1/4" x 6" Flat Blade Screwdriver	.30 lbs
0153-13C	54646	Square Shank 1/4" x 8" Flat Blade Screwdriver	.35 lbs
0153-14C	54647	Square Shank 1/4" x 10" Flat Blade Screwdriver	.40 lbs
0153-15C	56304	Square Shank 5/16" x 6" Flat Blade Screwdriver	.40 lbs
0153-16C	56305	Square Shank 3/8" x 8" Flat Blade Screwdriver	.55 lbs

Heavy-Duty Cabinet Tip Screwdriver



0153-21C



- Narrow cabinet tip for limited access applications
- Handle marked for easy identification of screwdriver size, type and length
- Precision-machined tips for accurate fastener contact
- Strong, durable black phosphate tips prevent chipping of plating
- Cushion grip handle for extra comfort and torque
- Exceeds ASME/ANSI specifications
- Lifetime limited warranty
- Note: This is not an insulated tool

CAT. NO.	UPC NO.	DESCRIPTION: HEAVY DUTY CABINET TIP	WEIGHT
0153-21C	54652	Round Shank 3/16" x 4" Flat Blade Screwdriver	.15 lbs
0153-22C	54653	Round Shank 3/16" x 6" Flat Blade Screwdriver	.18 lbs
0153-23C	54654	Round Shank 3/16" x 8" Flat Blade Screwdriver	.20 lbs
0153-24C	54655	Round Shank 3/16" x 10" Flat Blade Screwdriver	.22 lbs
0153-25C	54649	Round Shank 1/4" x 4" Flat Blade Screwdriver	.25 lbs
0153-26C	54650	Round Shank 1/4" x 6" Flat Blade Screwdriver	.30 lbs
0153-27C	54651	Round Shank 1/4" x 8" Flat Blade Screwdriver	.35 lbs

Stubby Screwdriver



0153-32C



0153-28C



- Precision-machined tips for exact fit
- Handle marked for easy identification of screwdriver size, type and length
- Strong, durable black phosphate tips prevent chipping of plating
- Cushion grip handle for extra comfort and torque
- Exceeds ASME/ANSI specifications
- Lifetime limited warranty
- Note: This is not an insulated tool

CAT. NO.	UPC NO.	DESCRIPTION:	WEIGHT
0153-04C	13491	Stubby 2PC Screwdriver Set	.20 lbs
0153-28C	54648	Round Shank 1/4" x 1-1/2" Flat Blade Screwdriver	.10 lbs
0153-32C	54657	Heavy Duty Phillips Tip #2 x 1-1/2" Screwdriver	.10 lbs

Heavy-Duty Phillips Tip Screwdriver



0153-33C



- Precision-machined tips for exact fit
- Handle marked for easy identification of screwdriver size, type and length
- Strong, durable black phosphate tips prevent chipping of plating
- Cushion grip handle for extra comfort and torque
- Exceeds ASME/ANSI specifications
- Lifetime limited warranty
- Note: This is not an insulated tool

CAT. NO.	UPC NO.	DESCRIPTION	WEIGHT
0153-31C	54656	Heavy Duty Phillips Tip #1 x 3" Screwdriver	.15 lbs
0153-33C	54658	Heavy Duty Phillips Tip #2 x 4" Screwdriver	.25 lbs
0153-34C	54659	Heavy Duty Phillips Tip #2 x 6" Screwdriver	.30 lbs
0153-35C	54660	Heavy Duty Phillips Tip #3 x 6" Screwdriver	.35 lbs
0153-36C	89213	Heavy Duty Phillips Tip #2 x 10" Screwdriver	.40 lbs

Screw-Holding Screwdriver



0453-15C



- The industry's finest screw-holding device, available for either slotted or Phillips screws
- Easily holds screw in place when installing in hard-to-reach locations
- Precision tip for accurate fastener fit
- Heavy-duty construction for longer life
- Cushion grip handle for extra comfort and torque
- Handle marked for easy identification of screwdriver size and type
- Lifetime limited warranty
- Note: This is not an insulated tool

CAT. NO.	UPC NO.	DESCRIPTION:	WEIGHT
0453-12C	56312	Screw-holding Screwdriver 1/8" x 5"	.16 lbs
0453-14C	56314	Screw-holding Screwdriver 3/16" x 6"	.16 lbs
0453-15C	56315	Screw-holding Screwdriver 1/4" x 7"	.30 lbs
0453-16C	56316	Screw-holding Screwdriver Phillips Tip #0 x 5"	.10 lbs
0453-17C	56317	Screw-holding Screwdriver Phillips Tip #1 x 5"	.16 lbs
0453-18C	56318	Screw-holding Screwdriver Phillips Tip #2 x 7"	.30 lbs

4-Piece Square-Recess Tip Driver Set



0353-01C

- Precision tip for accurate fastener fit
- Handle marked and color coded for easy identification of screwdriver size and type
- Heavy-duty construction for longer life
- High-grade, rust resistant, chrome-plated finish
- Cushion grip handle for extra comfort and torque
- Exceeds ASME/ANSI specifications
- Lifetime limited warranty
- Note: This is not an insulated tool

CAT. NO.	UPC NO.	DESCRIPTION	WEIGHT
0353-01C	54695	4-Piece Square-Recess Tip Driver Set, Contains - #0 x 4", #1 x 4", #2 x 4", & #3 x 4"	1.0 lbs

Square-Recess Tip Drivers



0353-13C

- Precision tip for accurate fastener fit
- Handle marked and color coded for easy identification of screwdriver size and type
- Heavy-duty construction for longer life
- High-grade, rust resistant, chrome-plated finish
- Cushion grip handle for extra comfort and torque
- Exceeds ASME/ANSI specifications
- Lifetime limited warranty
- Note: This is not an insulated tool

CAT. NO.	UPC NO.	DESCRIPTION	WEIGHT
0353-11C	54688	Square-Recess Tip Driver - #0 x 4"	.20 lbs
0353-12C	54689	Square-Recess Tip Driver - #1 x 4"	.20 lbs
0353-13C	54691	Square-Recess Tip Driver - #2 x 4"	.30 lbs
0353-14C	54693	Square-Recess Tip Driver - #3 x 4"	.30 lbs
0353-21C	89214	Square-Recess Tip Driver - #0 x 8"	.40 lbs
0353-22C	89215	Square-Recess Tip Driver - #1 x 8"	.40 lbs
0353-23C	89216	Square-Recess Tip Driver - #2 x 8"	.40 lbs
0353-24C	89217	Square-Recess Tip Driver - #3 x 8"	.40 lbs

Stubby Square-Recess Tip Driver



0353-32C

- Precision tip for accurate fastener fit
- Handle marked and color coded for easy identification of screwdriver size and type
- Heavy-duty construction for longer life
- High-grade, rust resistant, chrome-plated finish
- Cushion grip handle for extra comfort and torque
- Exceeds ASME/ANSI specifications
- Lifetime limited warranty
- Note: This is not an insulated tool

CAT. NO.	UPC NO.	DESCRIPTION	WEIGHT
0353-02C	89222	2-Piece Square-Recess Tip Stubby Driver Set, Contains - #1 & #2	.22 lbs
0353-32C	89223	Square-Recess Tip Driver - #1 x 1-1/2"	.11 lbs
0353-33C	89224	Square-Recess Tip Driver - #2 x 1-1/2"	.11 lbs

Conduit Reaming Screwdriver



9753-11C



- Deburs ID and OD of 1/2", 3/4" and 1" thin wall conduit
- Handle marked for easy identification
- Hardened blade for longer life
- Hooded, flat tip driver used to fasten EMT fittings
- Cushion grip handle for extra comfort and torque
- Replaceable blade
- Lifetime limited warranty
- Note: This is not an insulated tool

CAT. NO.	UPC NO.	DESCRIPTION	WEIGHT
9753-11C	54696	Conduit Reaming Screwdriver	.49 lbs

Scratch Awl



9753-12C



- Integrated steel endcap for durability and long life
- Heavy-duty construction for piercing and scribing
- High-grade, rust resistant, chrome-plated finish
- Cushion grip handle for extra comfort and torque
- Lifetime limited warranty
- Note: This is not an insulated tool

CAT. NO.	UPC NO.	DESCRIPTION	WEIGHT
9753-12C	54697	Scratch Awl 3"	.22 lbs

Bottle Opener

9753-13C



- Heavy-duty construction to handle any size job
- High-grade, stainless steel for repeated use
- Cushion grip handle for extra comfort and torque
- Handle marked for easy identification

CAT. NO.	UPC NO.	DESCRIPTION	WEIGHT
9753-13C	89249	Bottle Opener	.22 lbs

NUT DRIVERS

7-Piece Nut Driver Set



0253-01C

- Rugged hollow shaft for screw clearance
- Heavy-duty construction for longer life
- Handle and shaft marked for easy identification of nut driver size
- Precision 6-point sockets for accurate fastener fit
- High-grade, rust resistant, chrome-plated finish
- Cushion grip handle for extra comfort and torque
- Exceeds ASME/ANSI specifications
- Lifetime limited warranty
- Note: This is not an insulated tool

FRACTIONAL KIT

CAT. NO.	UPC NO.	DESCRIPTION	WEIGHT
0253-01C	54671	7-Piece Nut Driver Set (3" Shank): Sizes 3/16", 1/4", 5/16", 11/32", 3/8", 7/16" & 1/2"	1.65 lbs

Heavy-Duty Nut Drivers



0253-16C

- Rugged hollow shaft for bolt clearance
- Heavy-duty construction for longer life
- Handle color marked for easy identification of nut driver size
- Precision 6-point sockets for accurate fastener fit
- High-grade, rust resistant, chrome-plated finish
- Cushion grip handle for extra comfort and torque
- Exceeds ASME/ANSI specifications
- Lifetime limited warranty
- Note: This is not an insulated tool

FRACTIONAL SIZES 3" SHAFT

CAT. NO.	UPC NO.	DESCRIPTION	WEIGHT
0253-11C	54664	Heavy-Duty Nut Driver 3/16" x 3"	.20 lbs
0253-12C	54665	Heavy-Duty Nut Driver 1/4" x 3"	.20 lbs
0253-13C	54666	Heavy-Duty Nut Driver 5/16" x 3"	.20 lbs
0253-14C	54667	Heavy-Duty Nut Driver 11/32" x 3"	.20 lbs
0253-15C	54668	Heavy-Duty Nut Driver 3/8" x 3"	.20 lbs
0253-16C	54669	Heavy-Duty Nut Driver 7/16" x 3"	.25 lbs
0253-17C	54670	Heavy-Duty Nut Driver 1/2" x 3"	.33 lbs

METRIC SIZES 75 MM SHAFT

CAT. NO.	UPC NO.	DESCRIPTION	WEIGHT
0253-33C	89228	Heavy-Duty Nut Driver 5mm x 75mm	.20 lbs
0253-34C	89229	Heavy-Duty Nut Driver 5.5mm x 75mm	.20 lbs
0253-35C	89230	Heavy-Duty Nut Driver 6.0mm x 75mm	.20 lbs
0253-36C	89231	Heavy-Duty Nut Driver 7.0mm x 75mm	.20 lbs
0253-37C	89232	Heavy-Duty Nut Driver 8.0mm x 75mm	.20 lbs
0253-38C	89233	Heavy-Duty Nut Driver 9.0mm x 75mm	.20 lbs
0253-39C	89234	Heavy-Duty Nut Driver 10.0mm x 75mm	.20 lbs
0253-41C	89235	Heavy-Duty Nut Driver 11.0mm x 75mm	.20 lbs
0253-42C	89236	Heavy-Duty Nut Driver 12.0mm x 75mm	.33 lbs
0253-43C	89237	Heavy-Duty Nut Driver 13.0mm x 75mm	.33 lbs



ADJUSTABLE & RATCHETING WRENCHES

Dipped Handle Adjustable Wrench



0154-10D

- Heavy-duty construction to handle any size job
- Double-dipped vinyl handle for user comfort and slip resistance
- Precision-machined to tight tolerances for professional feel and smooth operation
- Wide capacity jaw design provides extra versatility
- Measuring scale on head for easy sizing
- Corrosion – resistant finish
- Exceeds ASME/ANSI specifications
- Lifetime limited warranty
- Note: This is not an insulated tool

CAT. NO.	UPC NO.	DESCRIPTION	WEIGHT
0154-08D	89291	Adjustable Wrench Dipped Handle 8"	.8 lbs
0154-10D	89292	Adjustable Wrench Dipped Handle 10"	1.17 lbs
0154-12D	89293	Adjustable Wrench Dipped Handle 12"	1.9 lbs

7-Piece Combination Ratcheting Wrench Set - Fractional



0354-01

- Compact reversible switch allows a 15° offset of the box end for clearance of obstacles
- "Five-degree" ratcheting design for versatility and ease of use in tight spaces
- Polished chrome finish for superior corrosion resistance
- Precision heads for accurate fastener fit
- Hardened for durability and longer life
- Exceeds ASME/ANSI specifications
- Lifetime limited warranty
- Note: This is not an insulated tool

CAT. NO.	UPC NO.	DESCRIPTION	WEIGHT
0354-01	55501	7-Piece Combination Ratcheting Wrench Set: Contains - Sizes 1/4", 5/16", 3/8", 7/16", 1/2", 9/16" & 5/8"	1.25 lbs

Combination Ratcheting Wrenches - Fractional



0354-15

- Compact reversible switch allows a 15° offset of the box end for clearance of obstacles
- "Five-degree" ratcheting design for versatility and ease of use in tight spaces
- Polished chrome finish for superior corrosion resistance
- Precision heads for accurate fastener fit
- Hardened for durability and longer life
- Exceeds ASME/ANSI specifications
- Lifetime limited warranty
- Note: This is not an insulated tool

CAT. NO.	UPC NO.	DESCRIPTION	WEIGHT
0354-11	55494	Combination Ratcheting Wrench 1/4"	.09 lbs
0354-12	55495	Combination Ratcheting Wrench 5/16"	.08 lbs
0354-13	55496	Combination Ratcheting Wrench 3/8"	.12 lbs
0354-14	55497	Combination Ratcheting Wrench 7/16"	.16 lbs
0354-15	55498	Combination Ratcheting Wrench 1/2"	.22 lbs
0354-16	55499	Combination Ratcheting Wrench 9/16"	.26 lbs
0354-17	55500	Combination Ratcheting Wrench 5/8"	.37 lbs
0354-18	89268	Combination Ratcheting Wrench 11/16"	.45 lbs
0354-19	89269	Combination Ratcheting Wrench 3/4"	.53 lbs
0354-20	89270	Combination Ratcheting Wrench 13/16"	.79 lbs
0354-21	89271	Combination Ratcheting Wrench 7/8"	.79 lbs
0354-22	89272	Combination Ratcheting Wrench 15/16"	1.1 lbs
0354-23	89273	Combination Ratcheting Wrench 1"	1.1 lbs
0354-24	13517	Combination Ratcheting Wrench 1-1/16	1.44 lbs
0354-25	13518	Combination Ratcheting Wrench 1-1/8	2.05 lbs
0354-26	13519	Combination Ratcheting Wrench 1-1/4	2.05 lbs

7-Piece Combination Ratcheting Wrench Set - Metric



0354-02

- Compact reversible switch allows a 15° offset of the box end for clearance of obstacles
- "Five-degree" ratcheting design for versatility and ease of use in tight spaces
- Polished chrome finish for superior corrosion resistance
- Precision heads for accurate fastener fit
- Hardened for durability and longer life
- Exceeds ASME/ANSI specifications
- Lifetime limited warranty
- Note: This is not an insulated tool

CAT. NO.	UPC NO.	DESCRIPTION	WEIGHT
0354-02	89274	7-Piece Combination Ratcheting Wrench Set: Contains - Sizes 7, 9, 10, 11, 13, 14, and 15 mm	1.3 lbs

Combination Ratcheting Wrenches - Metric



0354-55

- Compact reversible switch allows a 15° offset of the box end for clearance of obstacles
- “Five-degree” ratcheting design for versatility and ease of use in tight spaces
- Polished chrome finish for superior corrosion resistance
- Precision heads for accurate fastener fit
- Hardened for durability and longer life
- Exceeds ASME/ANSI specifications
- Lifetime limited warranty
- Note: This is not an insulated tool

CAT. NO.	UPC NO.	DESCRIPTION	WEIGHT
0354-51	89277	Combination Ratcheting Wrench 6mm	.08 lbs
0354-52	89278	Combination Ratcheting Wrench 7mm	.09 lbs
0354-53	89279	Combination Ratcheting Wrench 8mm	.08 lbs
0354-54	89280	Combination Ratcheting Wrench 9mm	.10 lbs
0354-55	89281	Combination Ratcheting Wrench 10mm	.14 lbs
0354-56	89282	Combination Ratcheting Wrench 11mm	.16 lbs
0354-57	89283	Combination Ratcheting Wrench 12mm	.18 lbs
0354-59	89285	Combination Ratcheting Wrench 14mm	.27 lbs
0354-60	89286	Combination Ratcheting Wrench 15mm	.31 lbs
0354-61	89287	Combination Ratcheting Wrench 16mm	.35 lbs
0354-63	89289	Combination Ratcheting Wrench 18mm	.47 lbs
0354-64	89290	Combination Ratcheting Wrench 19mm	.57 lbs

HEX KEYS

T-Handle Hex Key Drivers



- 10 piece set available for convenience and versatility (including sizes 3/32", 7/64", 1/8", 9/64", 5/32", 3/16", 7/32", 1/4", 5/16", 3/8")
- Heat-treated and tempered for extra strength and durability
- Exceeds ASME/ANSI specifications
- Ergonomic molded grips for max torque & comfort
- Ball end allows up to 30 degrees misalignment
- Square-cut end for high torque applications
- Lifetime limited warranty
- Note: This is not an insulated tool

CAT. NO.	UPC NO.	DESCRIPTION	WEIGHT
0254-40	13499	T-Handle Wrench Set, 10PC set	1.8 lbs
0254-42	13500	T-Handle Wrench, 3/32"	.06 lbs
0254-43	13501	T-Handle Wrench, 7/64"	.07 lbs
0254-44	13502	T-Handle Wrench, 1/8"	.07 lbs
0254-45	13503	T-Handle Wrench, 9/64"	.08 lbs
0254-46	13504	T-Handle Wrench, 5/32"	.11 lbs
0254-47	13505	T-Handle Wrench, 3/16"	.13 lbs
0254-48	13506	T-Handle Wrench, 7/32"	.16 lbs
0254-49	13507	T-Handle Wrench, 1/4"	.25 lbs
0254-50	89187	T-Handle Wrench, 5/16"	.33 lbs
0254-51	89197	T-Handle Wrench, 3/8"	.44 lbs

9-Piece Folding Hex-Key Set - Standard



- 9 piece set for convenience and versatility (including sizes 5/64", 3/32", 7/64", 1/8", 9/64", 5/32", 3/16", 7/32", 1/4")
- One-piece, powder-coated handle/case for corrosion resistance
- Laser-etched sizes on case for easy identification
- Heat-treated and tempered for extra strength and durability
- Exceeds ASME/ANSI specifications
- Lifetime limited warranty
- Note: This is not an insulated tool

CAT. NO.	UPC NO.	DESCRIPTION	WEIGHT
0254-11	56323	9-Piece Folding Hex-key Set: Sizes - 5/64", 3/32", 7/64", 1/8", 9/64", 5/32", 3/16", 7/32" & 1/4"	.48 lbs

9-Piece Folding Ball-End Hex-Key Set - Standard



0254-12



- 9 piece set for convenience and versatility (including sizes 5/64", 3/32", 7/64", 1/8", 9/64", 5/32", 3/16", 7/32", 1/4")
- Ball-end design allows for angled use up to 30 degrees
- One-piece, powder-coated handle/case for corrosion resistance
- Laser-etched sizes on case for easy identification
- Heat-treated and tempered for extra strength and durability
- Exceeds ASME/ANSI specifications
- Lifetime limited warranty
- Note: This is not an insulated tool

CAT. NO.	UPC NO.	DESCRIPTION	WEIGHT
0254-12	55482	9-Piece Folding Ball-end Hex-key Set: Sizes - 5/64", 3/32", 7/64", 1/8", 9/64", 5/32", 3/16", 7/32" & 1/4"	.48 lbs

5-Piece Folding Hex-Key Set - Standard



0254-13



- 5 Piece Folding Set for convenience and versatility when stored in a pouch or a toolbox
- Each hex key is heat treated and tempered for extra strength and durability
- Sizes included: 3/16", 7/32", 1/4", 5/16", and 3/8"
- Powder coated case for corrosion resistance and long life
- Designed to exceed ASME/ANSI specifications
- Lifetime limited warranty

CAT. NO.	UPC NO.	DESCRIPTION	WEIGHT
0254-13	56269	5 Piece Folding Set: Sizes included: 3/16", 7/32", 1/4", 5/16", and 3/8"	.75 lbs

CUTTING TOOLS

Utility Knife



- Over-molded for secure, comfortable grip
- Retractable three-position blade for safety and convenience
- Easy front-loading design provides for quick blade change
- Blade storage in pop-up holder
- Packaged with three heavy-duty patented serrated blades (Cat # 9952-11)
- Note: This is not an insulated tool

CAT. NO.	UPC NO.	DESCRIPTION	WEIGHT
0652-11	54729	Utility Knife with blades	.44 lbs
9952-11	56301	Blades for 0652-11 Utility Knife, 5 pack	—




Professional Pocket Knives



SPECIFICATIONS	BLADE	BLADE LENGTH	BLADE SAFETY	HANDLE SIZE	HANDLE MATERIAL	SHEATH
0652-24	440C Stainless Steel	2.25" (57 mm)	Lock-back	3.50" (89 mm)	Desert Ironwood with Stainless Bolsters and Belt Clip.	—
0652-25	Titanium Coated 440C Stainless Steel	2.25" (57 mm)	Lock-back	3.50" (89 mm)	Anodized Aluminum with Reversible Belt Clip and Lanyard Hole	—
0652-26	440C Stainless Steel	2.25" (57 mm)	Lock-back	3.25" (82 mm)	Rosewood with Stainless Bolsters and Swivel Ring	—
0652-28	440C Stainless Steel	2.63" (67 mm)	Lock-back	4.00" (101 mm)	Rosewood with Swivel Ring	—
0652-29	440C Stainless Steel	3.00" (76 mm)	—	7.80" (198 mm)	Full-length Solid Tang with Rosewood Facing, Stainless Bolster and Lanyard Hole	Reinforced Nylon with Belt Loop

CAT. NO.	UPC NO.	DESCRIPTION
0652-24	00057	Drop Point Pocket Knife, Wood
0652-25	00058	Titanium-Coated Drop Point Pocket Knife, Aluminum
0652-26	00059	Coping Blade
0652-28	00061	Hawkbill Pocket Knife, Wood Handle
0652-29	00062	Hawkbill Fixed Blade with Sheath

PowerBlade



- Innovative wire & cable stripping system
- SOG® knife blade with bevel edge
- Cryogenic heat treated blade increases strength to enable longer sharpness and chip resistance
- Manufactured from AUS 8 stainless steel
- Lightweight tool handle military-style Zytel plastic
- Liner Lock Blade Release System to keep knife securely locked while in-use position

CAT. NO.	DESCRIPTION	WEIGHT
PA6575	Powerblade	.35 lbs

Keyhole/Jab Saw



- Integrated blade and handle design provides maximum strength
- Ergonomic handle with non-slip grip
- Hardened steel blade with clog-free teeth
- Pointed tip easily punches through drywall for plunge cuts
- Blade cuts on both push and pull strokes
- Hole in handle may be used for lanyard or convenient storage

CAT. NO.	UPC NO.	DESCRIPTION	WEIGHT
301A	23641	6" Keyhole Saw	.27 lbs

Retractable Saw Set



- Cuts drywall, wood, conduit, metal, pvc and plastics
- 6" blade retracts into the handle for convenience and safety
- Accepts most 6" (or shorter) standard reciprocating saw blades and jab saw blades
- Ergonomically designed handle allows force to be applied both on the push and pull stroke
- Built-in blade storage area can hold 2 additional blades
- Adjustable blade can be used at any length or the 3 hard stops can be used for aggressive sawing
- Jab blade and a bi-metal blade included
- U S Patent #D527,602

CAT. NO.	UPC NO.	DESCRIPTION	WEIGHT
311	13110	Retractable Saw Set	.35 lbs
311-JAB	71945	Jab Blades	—

12" Heavy Duty Hack Saw



- Over-molded rugged design for heavy-duty use and comfort
- Fully-adjustable blade tension up to 30,000 psi for longer blade life and faster, accurate cuts
- Alternative 45° blade mounting allows for flush cutting
- Mounting for most reciprocating saw blades for extra versatility
- Handy blade storage in tubular frame
- Convenient front grip feature for two-handed sawing
- Complete with bi-metal blade (12"/24 TPI)
- Length is 15-3/4"
- Lifetime limited warranty

CAT. NO.	UPC NO.	DESCRIPTION	WEIGHT
333A	23635	12" Heavy Duty Hacksaw	2.15 lbs
333-1218	10037	12" (30.5 cm) Bi-metal Blades, 18 teeth per inch, 5 pack	—
333-1224	10038	12" (30.5 cm) Bi-metal Blades, 24 teeth per inch, 5 pack	—
333-1232	10039	12" (30.5 cm) Bi-metal Blades, 32 teeth per inch, 5 pack	—

PVC Cutters



- Cuts 3/4" schedule 40 PVC
- Cuts 1/8" - 1-3/8" (3-35mm) O.D. flexible plastic pipe
- Diecast aluminum alloy body for added strength and blade guide for square cuts
- Reversible blade for twice the life
- Handle latch for safety

CAT. NO.	UPC NO.	DESCRIPTION	WEIGHT
862	89806	Plastic Pipe Cutter	.36 lbs

PVC Cutter for up to 1-1/4"



- Cuts up to 1-1/4" schedule 40 PVC
- Ratchet action for fast, easy cutting
- Heat-treated, replaceable steel blade for long cutting life
- Rugged metal alloy frame for durability

CAT. NO.	UPC NO.	DESCRIPTION	WEIGHT
864	04253	PVC Cutter for up to 1-1/4"	.08 lbs
R 00355	00355	Blade Kit	—

PVC Cutter for up to 2"



- Cuts up to 2" schedule 40 PVC
- High-leverage compound ratchet action and long handles reduce effort
- Heavy-duty metal frame for cutting large diameters
- Replaceable steel blade may be sharpened

CAT. NO.	UPC NO.	DESCRIPTION	WEIGHT
865	09865	PVC Cutter for up to 2"	2.5 lbs
07978	07978	Blade	—
R 07982	07982	Pressing Spring	—
R 07987	07987	Ratchet Spring	—

EMT Conduit Cutter



- Patented cutting wheel scores the conduit allowing the user to snap it in two and eliminate the need to debur the ID
- Cuts 1/2" and 3/4" diameter EMT electrical conduit
- Simple to use—just tighten the screw, turn the tool around the conduit, and snap the conduit in two
- Heavy duty cast body for long life
- Large smooth spindle knob is easy to grip and doesn't hurt your hand
- Replaceable cutter wheel



CAT. NO.	UPC NO.	DESCRIPTION	WEIGHT
8600	11915	Conduit Cutter	1.2 lbs
R 11917	11917	Cutter Wheel for 8600	—

MC 1" Flexible Cable/Conduit Cutter



0952-01

- Use With AC and MC Cable up to 1 Inch outside diameter
- Thumb screw allows for easy adjustment for cable sizes up to 1"
- Cuts in seconds with a few quick turns of the crank and an easy twist of the armor
- Will not nick inner conductors
- Convenient under-handle blade storage holds spare blades
- Quick load clamp system makes repeat cuts fast and easy
- Use with replacement blades Greenlee Cat #1941-1 or #1941-5

CAT. NO.	UPC NO.	DESCRIPTION	WEIGHT
0952-01	02072	Cutter, Cable MC	.72
 1941-1	00288	Single Replacement Blade	—
 1941-5	33735	5 Pack Replacement Blades	—

BOLT CUTTERS

Threaded Rod Cutter



36587

- One stroke cuts through threaded rod
- Capacity: 1/4"-20 and 3/8"-16 soft steel rod
- Cuts clean, eliminating the need to grind or file before threading a nut onto cut end
- Wide base for stable cutting
- Includes mounting hole for fast and easy permanent mounting to work surface
- Strong forged steel cutting head with tool steel cutting die for long life
- Includes: Threaded Rod Cutter, 1/4" - 20 Cutting Die Set, 3/8" - 16 Cutting Die Set

CAT. NO.	UPC NO.	DESCRIPTION
36587	36587	Threaded Rod Cutter
37186	37186	1/4" - 20 Cutting Die Set
37187	37187	3/8" - 16 Cutting Die Set

Heavy-Duty Bolt Cutters with Fiberglass Handles



HDFBC18

- Unique cam bolt blade adjustment for easy cutter alignment
- Forged steel blades for long life
- Clevis-mounted blades for greater strength
- Custom rubber grips for maximum power
- Fiberglass handles are tough and lightweight

CAT. NO.	UPC NO.	DESCRIPTION	CAPACITY	
			RB85	RC40
HDFBC18	11277	Heavy-Duty Bolt Cutter with Fiberglass Handles 18 in. (457 mm) Long	5/16" (7.9 mm)	7/32" (5.6 mm)
HDFBC24	11278	Heavy-Duty Bolt Cutter with Fiberglass Handles 24 in. (610 mm) Long	3/8" (9.5 mm)	9/32" (7.1 mm)
HDFBC30	11279	Heavy-Duty Bolt Cutter with Fiberglass Handles 30 in. (762 mm) Long	1/2" (12.7 mm)	5/16" (7.9 mm)
HDFBC36	11280	Heavy-Duty Bolt Cutter with Fiberglass Handles 36 in. (914 mm) Long	5/8" (15.9 mm)	11/32" (8.7 mm)
R 11367	11367	Blade Unit for HDFBC18	—	—
R 11342	11342	Blade Unit for HDFBC24	—	—
R 11344	11344	Blade Unit for HDFBC30	—	—
R 11346	11346	Blade Unit for HDFBC36	—	—

Heavy-Duty Bolt Cutters



- Unique cam bolt blade adjustment for easy cutter alignment
- Forged steel blades for long life
- Clevis-mounted blades for greater strength
- Custom rubber grips for maximum power

CAT. NO.	UPC NO.	DESCRIPTION	CAPACITY	
			Rb85	Rc40
HDBC24	11273	Heavy-Duty Bolt Cutter - 24 in. (610 mm) Long	3/8" (9.5 mm)	9/32" (7.1 mm)
HDBC30	11274	Heavy-Duty Bolt Cutter - 30 in. (762 mm) Long	1/2" (12.7 mm)	5/16" (7.9 mm)
HDBC36	11275	Heavy-Duty Bolt Cutter - 36 in. (914 mm) Long	5/8" (15.9 mm)	11/32" (8.7 mm)
HDBC42	11276	Heavy-Duty Bolt Cutter - 42 in. (1067 mm) Long	3/4" (19.1 mm)	3/8" (9.5 mm)
11342	11342	Blade Unit for HDBC24	—	—
11344	11344	Blade Unit for HDBC30	—	—
11346	11346	Blade Unit for HDBC36	—	—
11348	11348	Blade Unit for HDBC42	—	—

Bolt Cutters



- Unique cam bolt blade adjustment for easy cutter alignment
- Forged steel blades for long life
- Clevis-mounted blades for greater strength
- Custom rubber grips for maximum power

CAT. NO.	UPC NO.	DESCRIPTION	CAPACITY	
			RB85	RC40
BC14	11267	Standard Bolt Cutter - 14 in. (356 mm) Long	1/4" (6.4 mm)	3/16" (4.8 mm)
BC18	11268	Standard Bolt Cutter - 18 in. (457 mm) Long	5/16" (7.9 mm)	1/4" (6.4 mm)
BC24	11269	Standard Bolt Cutter - 24 in. (610 mm) Long	3/8" (9.5 mm)	5/16" (7.9 mm)
BC30	11270	Standard Bolt Cutter - 30 in. (762 mm) Long	1/2" (12.7 mm)	11/32" (8.7 mm)
BC36	11271	Standard Bolt Cutter - 36 in. (914 mm) Long	5/8" (15.9 mm)	3/8" (9.5 mm)
11281	11281	Blade Unit for BC14	—	—
11301	11301	Blade Unit for BC18	—	—
11306	11306	Blade Unit for BC24	—	—
11316	11316	Blade Unit for BC30	—	—
11321	11321	Blade Unit for BC36	—	—

LEVELS, TAPE MEASURES & HAMMERS

Mini Magnetic Bubble Level



L77

- Professional grade level with bending offset aid
- Mini torpedo design with handy "no-dog" attachment for bending
- Three rare earth magnets provide superior holding strength
- Four vial design - 0°, 90°, 45°, and 30°
- Machined from aluminum alloy and anodized to aircraft standards
- Compact size fits easily in tool pouch
- Cutouts on top of level for easy view of vials

CAT. NO.	UPC NO.	DESCRIPTION	LENGTH	WEIGHT
L77	11617	Mini Magnetic Bubble Level	5-1/2" (13.9cm)	.22 lbs

Mini-Magnet Laser Level




L97



- Professional grade laser level
- Mini torpedo design with handy "no dog" attachment for bending
- Three rare earth magnets provide superior holding strength
- Compact size with 80-plus yard range
- Laser is capable of working on all planes
- Four vial design - 0°, 90°, 45° and 30°
- Cutouts on top of level for easy view of vials
- Offsets and calculations permanently laser engraved onto level
- V-groove on bottom for mounting on conduit
- Requires (2) "N" style batteries

CAT. NO.	UPC NO.	DESCRIPTION	LENGTH	WEIGHT
L97	03582	Laser Level	5-5/8" (14.3cm)	.46 lbs

Electrician's Torpedo Level




L107

- Professional grade level
- Perfect for pipe and conduit work
- Four rare earth magnets allow for hands-free use on metal surfaces
- Four vial design - 0°, 30°, 45° and 90°
- Machined from aluminum alloy and anodized to aircraft standards
- Cutouts on top of level for easy view of vials

CAT. NO.	UPC NO.	DESCRIPTION	LENGTH	WEIGHT
L107	03583	Level, Torpedo	8-1/2" (21.6cm)	.34 lbs

Power-Return Tape Measures



- Compact housing fits easily in the hand or pouch
- Easy to use Click Lock holds tape securely
- Tough ABS case with rubber over mold
- Rigid 1" wide nylon coated blade is double-sided, with 6 ft standout
- Multi-riveted double tang foot for strength
- 16" and 19 2" stud markings
- 0155-7MA has Metric and English markings
- Note: This is not an insulated tool

CAT. NO.	UPC NO.	DESCRIPTION	WEIGHT
0155-25A	12479	Power Return Tape Measure, double tang/sided, 25 Ft.	.89 lbs
0155-7MA	12477	Power Return Tape Measure, double tang/sided, 7.5 meter	.89 lbs

Electrician's Hammer



- Elongated neck and narrow striking face for use in boxes and other confined areas
- Long straight claws designed for electrical fixture removal
- Lightweight, durable fiberglass handle for shock resistance
- Cushioned grip and flared handle end for user comfort and to reduce slipping
- Exceeds ASME/ANSI specifications
- Lifetime limited warranty
- Note: This is not an insulated tool

CAT. NO.	UPC NO.	DESCRIPTION	WEIGHT
0156-11	54698	18 oz. Electrician's Hammer	1.7 lbs

Straight Claw Hammer



- Universal design perfect for a variety of applications
- Lightweight, durable fiberglass handle for shock resistance
- Cushioned grip and flared handle end for user comfort and to reduce slipping
- Exceeds ASME/ANSI specifications
- Lifetime limited warranty
- Note: This is not an insulated tool

CAT. NO.	UPC NO.	DESCRIPTION	WEIGHT
0156-12	89266	16 oz. Straight Claw Hammer	1.57 lbs

FLASHLIGHTS

Aluminum LED Flashlights



- Long-life 50,000 hour LED light source
- 1 watt LED (D and C sizes) and .5 watt LED (AA sizes)
- 2 brightness settings to extend battery life (for D and C sizes)
- Digitally regulated for constant brightness
- 4 times the battery life of equivalent Xenon
- Aircraft grade anodized aluminum
- Rugged all-weather design
- Anti-roll feature
- Batteries included

CAT. NO.	UPC NO.	DESCRIPTION	BATTERIES	BRIGHTNESS	WEIGHT
FL2AA	13494	LED Aluminum Flashlight, 2AA	(2) AA Alkaline	20 lumens	.4 lbs
FL2C	13495	LED Aluminum Flashlight, 2C	(2) C Alkaline	85/30 lumens	1 lbs
FL2D	13497	LED Aluminum Flashlight, 2D	(2) D Alkaline	85/30 lumens	1.6 lbs

Flexible LED Flashlight



- Small 9/32" head will illuminate tight spaces other flashlights cannot
- 16" flexible PVC coated cable will bend and hold the desired state
- Runs up to 100 hours on two AA batteries (included)
- Rugged white LED light source lasts over 50,000 hours
- Anodized aluminum housing with push-button ON/OFF switch on tail-cap
- Note: This is not an insulated tool

CAT. NO.	UPC NO.	DESCRIPTION	WEIGHT
FL2AAF	10220	Flexible LED Flashlight	.33 lbs

LED Plastic Flashlights



- Powerful LEDs in compact form
- Rugged, all-weather construction
- Batteries are included
- Attachment accessories for added ease-of-use and increased versatility
- FL4AAP and FLHEAD offer a hands-free option

CAT. NO.	UPC NO.	DESCRIPTION
FL2AAAP	13493	LED Penlight
FL4AAP	13498	LED Waterproof Flashlight
FL4AAP-HM	13539	Universal Flashlight Helmet Clip
FL4AAP-PCH	13540	Nylon Belt Pouch
FLHEAD	13543	Head Lamp

SPECIFICATIONS	FL2AAAP	FL4AAP	FLHEAD
PLASTIC HOUSING			
Type	Rugged Lexan	Rugged ABS	Rugged ABS
Seal	Yes, against water & dust	Yes, against water & dust	Yes, against water & dust
Waterproof	3 Feet/1 Meter	10 Feet/3 Meters	33 Feet/10 Meters
LED LIGHT BULB			
Bulb Life	50,000 Hours	50,000 Hours	50,000 Hours
Wattage	0.1 Watt	2 Watt	1 Watt
Lumen	7 Lumen	120 Lumen	42 High/19 Low Lumen
Beam Distance	46 Feet/14 Meters	631 Feet/192 Meters	127-197 Feet/39-60 Meters
Beam Pattern	Normal	Normal	3-spot, diffuse and red diffuse with rotating beam angle adjustment
BATTERY			
Life	14-15 Hours	4-5 Hours	5 (Hi)-12 (Low) Hours
Type	(2) AAA Alkaline	(4) AA Alkaline	(3) AAA Alkaline
OPTIONS			
Included	Pocket Clip	None	Elastic Head Strap & Rubber Hard Hat Strap
Add-On	None	Pouch and/or Helmet Clip	None
DIMENSIONS			
Size	5.2 x .8 in/132 x 21 mm	6.3 x 1.6 x 1.4 in/160 x 40 x 35 mm	2.9 x 1.4 x 1.8 in/73 x 37 x 46 mm
Weight	1.5 oz/43 g	5.6 oz/158 g	3.9 oz/110 g
ADDITIONAL FEATURES			
Certifications	None	UL/CSA Class 1, Div 1	UL/CSA Class 1, Div 1
Rating	None	Hazardous Environment	Hazardous Environment
Switch	Twist on/off bezel switch	Rubber covered push button switch	Twist on/off bezel switch
Performance	None	Thermal Recovery System recycles heat from the LED to warm batteries for improved performance in low temperatures	Thermal Recovery System recycles heat from the LED to warm batteries for improved performance in low temperatures

TOOL BAGS, POUCHES & BELTS

20" Electrician's Bag



0158-11

- Constructed of heavy-duty canvas for durability
- Sixteen canvas, interior & exterior pockets for additional versatility
- Full-grain leather bottom, sides and riveted buckle straps
- Washer rivets for extra strength
- Wrap around handles with reinforced stitching fully support bag bottom for heavy load capacity
- Reinforced bottom helps retain bag shape, while protecting and supporting tools
- Large-opening steel-framed mouth with hinge for rugged use and easy access to contents

SPECIFICATIONS

Dimensions L - 20" (50.8 cm), W- 12" (30.5 cm), H - 10" (25.4 cm)

CAT. NO.	UPC NO.	DESCRIPTION	WEIGHT
0158-11	56334	20" Electrician's Canvas Bag	4.25 lbs

18" Heavy-Duty Multi-Pocket Bag



0158-12

- Constructed of heavy-duty nylon for longer life
- Thirty-one multi-use reinforced pockets, inside and out help organize tools and accessories
- Large-opening steel-framed mouth with hinge and zipper for rugged use and easy access to contents
- Padded handles and adjustable shoulder strap for comfort and versatility
- Large interior to easily carry power tools, fish tapes and other large tools
- Wrap around handles with reinforced stitching fully support bag bottom for heavy load capacity
- Elastic straps on outside of bag for levels, hammers and crowbars

SPECIFICATIONS

Dimensions L - 18" (45.7 cm), W- 11" (27.9 cm), H - 10" (25.4 cm)

CAT. NO.	UPC NO.	DESCRIPTION	WEIGHT
0158-12	56335	18" Heavy-Duty Multi-pocket Bag	3.55 lbs

11" Cordura® Open Tool Carrier



0158-13

- Constructed of a double-layer of rugged, lightweight Cordura® fabric *
- Versatile thirty-seven pocket and loop design keeps tools organized
- Large square opening with snap handle allows for easy access to spacious interior and pockets
- Box-shaped design and sturdy reinforced bottom with rubber feet prevent tipping
- Heavy-duty box stitching with washer riveting at all stress points for extra strength and longer life
- Padded handle, adjustable shoulder strap and additional built-in straps for extra versatility
- Heavy-duty tape measure holder accepts and holds any size tape securely

SPECIFICATIONS

Dimensions L - 11" (27.9 cm), W- 9" (22.9 cm), H - 10" (25.4 cm)

CAT. NO.	UPC NO.	DESCRIPTION	WEIGHT
0158-13	56336	11" Cordura Open Tool Carrier	4.55 lbs

*Cordura® is a registered trademark for E.I. du Pont de Nemours and Company.

16" Tool Carrier with Parts Bin



0158-19

- Versatile 15-pocket design accommodates a wide variety of hand tools
- 13" x 9" multi-compartment plastic tray for small parts storage including connectors, wire nuts, screws, etc
- Padded shoulder strap and carrying handle
- Metal tool clip, electrical tape strap, tape measure clip and 4 pencil/punch tubes
- Main pocket with web loops to accommodate large tools
- Constructed of heavy-duty fabric for durability
- Steel-reinforced edges to maintain shape

SPECIFICATIONS

Dimensions H - 10" (25.4 cm), D - 10" (25.4 cm), W - 16" (40.6 cm)

CAT. NO.	UPC NO.	DESCRIPTION	WEIGHT
0158-19	13388	16" Tool Carrier Bag with Parts Bin	4.1 lbs

3-Piece Pouch/Belt Combo



0158-16

- Pouch handles allow for easy carrying and storage without spilling tools
- Design features two versatile pouches that are removable and interchangeable
- 3" padded belt features foam core padding for extra comfort and support of heavy tools
- Double layer heavy-duty fabric for durability
- Cordless drill holster
- Includes electrician's metal tape chain, hammer loop and tool clip for convenience
- Made to fit 29"-46" waist

SPECIFICATIONS

Dimensions H - 13" (33 cm), D - 5" (12.7 cm), L - 53" (134.6 cm)

CAT. NO.	UPC NO.	DESCRIPTION	WEIGHT
0158-16	89205	3-Piece Pouch/Belt Combo	3.3 lbs

7 Pocket Caddy

0158-17



- Constructed of a double-layer of rugged, lightweight Cordura® fabric*
- Versatile seven-pocket design easily accommodates a wide variety of professional hand tools
- Large capacity pockets allow for easy access to contents
- Extra versatile design may be carried using handle or worn on a tool belt
- Padded handle design for easy storage
- Heavy-duty electrical tape chain
- Heavy-duty tape measure holder accepts and holds any size tape securely

SPECIFICATIONS

Dimensions H - 11" (27.9 cm), W - 8" (20.3 cm), D - 4" (10.1 cm)

CAT. NO.	UPC NO.	DESCRIPTION	WEIGHT
0158-17	13386	7 Pocket Caddy	.95 lbs

*Cordura® is a registered trademark for E.I. du Pont de Nemours and Company.

20-Pocket Tool Caddy

0158-15



- Constructed of a double-layer of rugged, lightweight Cordura® fabric *
- Versatile twenty-pocket design easily accommodates a wide variety of professional hand tools
- Large capacity pockets allow for easy access to contents
- Padded handle and shoulder strap design for easy storage and the best way to carry a loaded tool pouch
- Heavy-duty tool snap and electrical tape strap
- Steel hammer holder loop
- Extra versatile design may be carried using shoulder strap or handle, or worn on a tool belt
- Heavy-Duty tape measure holder accepts and holds any size tape securely

SPECIFICATIONS

Dimensions L - 10" (25.4 cm), W - 7" (17.8 cm), H - 13" (33.0 cm)

CAT. NO.	UPC NO.	DESCRIPTION	WEIGHT
0158-15	56337	20-Pocket Tool Caddy	1.45 lbs

*Cordura® is a registered trademark for E.I. du Pont de Nemours and Company.

Heavy-Duty 8-Pocket Leather Pouch

0258-11



- Large, divided main pocket area designed for easy storage and tool access
- Four smaller compartments for additional tool organization
- Washer rivets for extra strength
- Extra large metal tool clip
- Tapered compartments for tool stability
- Tape chain included
- Fits belts up to 3" wide
- Top grain leather – won't fade or stain
- Heavy-Duty tape measure holder accepts and holds any size tape securely

SPECIFICATIONS

Dimensions L - 7" (17.8 cm), W - 6" (15.2 cm), H - 10-1/2" (26.7 cm)

CAT. NO.	UPC NO.	DESCRIPTION	WEIGHT
0258-11	56339	Heavy-Duty 8-Pocket Leather Pouch	1.8 lbs

Heavy-Duty 5-Pocket Leather Pouch



0258-13

- Large main pocket area designed for easy storage and tool access
- Four smaller compartments for additional tool organization
- Washer rivets for extra strength
- Extra large metal tool clip
- Tapered compartments for tool stability
- Tape chain included
- Fits belts up to 3" wide
- Top grain leather – won't fade or stain
- Heavy-Duty tape measure holder accepts and holds any size tape securely

SPECIFICATIONS

Dimensions L - 6" (15.2 cm), W- 3-1/2" (8.9 cm), H - 11" (27.9 cm)

CAT. NO.	UPC NO.	DESCRIPTION	WEIGHT
0258-13	56340	Heavy-Duty 5-Pocket Leather Pouch	1.2 lbs

Heavy-Duty 4-Pocket Leather Pouch



0258-14

- Four compact pocket areas designed for easy storage and tool access
- Washer rivets for extra strength
- Metal tool clip
- Tapered compartments for tool stability
- Tape chain included
- Fits belts up to 3" wide
- Top grain leather – won't fade or stain

SPECIFICATIONS

Dimensions L - 5" (12.7 cm), W- 2-3/4" (7.1 cm), H - 9" (22.9 cm)

CAT. NO.	UPC NO.	DESCRIPTION	WEIGHT
0258-14	56341	Heavy-Duty 4-Pocket Leather Pouch	.43 lbs

Heavy-Duty Leather Tool Belt



9858-11

- 2" wide leather belt
- Steel roller double-pronged buckle
- Can be cut to fit 29" to 52" waist

SPECIFICATIONS

Dimensions L - 57" (121 cm), H - 2" (5.1 cm)

CAT. NO.	UPC NO.	DESCRIPTION	WEIGHT
9858-11	56347	Heavy Duty Leather Tool Belt	.63 lbs

Padded Tool Belt



9858-12

- 5" wide padded tool belt
- Sturdy construction for support of heavy tool pouches
- Foam core padding for extra comfort
- Double layer of rugged, lightweight fabric will not rot, crack, harden or mildew
- Steel roller double-pronged buckle
- Made to fit 30" to 46" waist

SPECIFICATIONS

Dimensions L - 50" (12.7 cm), H - 5" (12.7 cm)

CAT. NO.	UPC NO.	DESCRIPTION	WEIGHT
9858-12	56348	5" Padded Tool Belt	.93 lbs

12" Canvas Zipper Bag



0158-14

- Constructed of heavy-duty canvas for durability
- Strong zipper for secure closing
- Stores multiple small items or tools

SPECIFICATIONS

Dimensions L - 12" (30.5 cm), H - 7" (17.8 cm)

CAT. NO.	UPC NO.	DESCRIPTION	WEIGHT
0158-14	56338	12" Canvas Zipper Bag	.17 lbs

INSULATED PLIERS, CUTTERS & CRIMPERS



A PRODUCT VIDEO IS AVAILABLE. SCAN THIS QR CODE OR VISIT:

www.youtube.com/GreenleeDEMO

Insulated Pliers



1000 V



0151-09-INS



0251-08A-INS



0351-08-INS



0451-10-INS


- Forged from chrome vanadium steel for greater strength and long life
- High leverage design provides greater cutting power, reducing fatigue
- Independently tested to meet or exceed IEC and ASTM standards
- Safety orange handles provide visibility and are easily identifiable
- Dual layer insulation for maximum protection
- Guards protect hand from accidental contact of energized source
- Lifetime limited warranty

CAT. NO.	UPC NO.	DESCRIPTION	WT
0151-09-INS	13456	Pliers, Sidecut, 9", Insulated, Molded Handles	1.22 lbs
0251-08A-INS	13454	Pliers, Diagonal, 8", Insulated, Molded Handles	.72 lbs
0351-08-INS	13455	Pliers, Long Nose, 8", Insulated, Molded Handles	.72 lbs
0451-10-INS	13453	Pliers, Pump, 10", Insulated, Molded Handles	1.13 lbs

Insulated High Leverage Cable Cutter



1000 V



727-INS


- Cuts up to 2/0 copper and aluminum cables and 100 pair communications cables
- High leverage design provides greater cutting power, reducing fatigue
- Precision ground, beveled, shear action blades cut cable cleanly each time
- Independently tested to meet or exceed IEC and ASTM standards
- Safety orange handles provide visibility and are easily identifiable
- Dual layer insulation for maximum protection
- Guards protect hand from accidental contact of energized source
- Lifetime limited warranty

CAT. NO.	UPC NO.	DESCRIPTION	WEIGHT
727-INS	31402	Cable Cutter, High Leverage, Insulated, Molded Handles	1.3 lbs

Insulated Terminal Crimping Tool



1000 V



KP1022-INS

- For crimping both 10-22 AWG insulated and non-insulated terminals and connectors
- Independently tested to meet or exceed IEC and ASTM standards
- Safety orange handles provide visibility and are easily identifiable
- Dual layer insulation for maximum protection.
- Guards protect hand from accidental contact of energized source.
- Lifetime limited warranty

CAT. NO.	UPC NO.	DESCRIPTION	WEIGHT
KP1022-INS	31403	Crimping Tool, Terminal, Insulated, Molded Handles	1.05 lbs

Insulated Ratchet Cable Cutters



- Exclusive 2-speed ratcheting mechanism adjusts for light / heavy duty cutting
- Simple one-handed operation
- Blades can be opened mid-cycle
- Independently tested to meet or exceed IEC and ASTM standards
- Dual layer insulation for maximum protection
- Guards protect hand from accidental contact of energized source
- Lifetime limited warranty

CAT. NO.	UPC NO.	DESCRIPTION
45206I	12680	Ratchet Cable Cutter with insulated Handles (1.5 lbs/.7 kg)
45207I	12681	Ratchet Cable Cutter with insulated Handles (2.4 lbs/1.1 kg)
R 45218	45218	Movable Blade (45206 & 45206I)
R 45212	45212	Fixed Blade (45206)
R 45211	45211	Movable Blade (45206 & 45206I)
R 45228	45228	Fixed Blade (45207)

SPECIFICATIONS

45206I	COPPER	ALUMINUM	COMMUNICATION CABLE
Maximum Capacity	600 kcmil (MCM)(300 mm ²)	600 kcmil (MCM)(300 mm ²)	1-3/8" (35 mm) diameter
Frequent use Capacity	500 kcmil (MCM)(240 mm ²)	500 kcmil (MCM)(240 mm ²)	
45207I			
Maximum Capacity	750 kcmil (MCM)(400 mm ²)	1000 kcmil (MCM)(500 mm ²)	2" (51 mm) diameter
Frequent use Capacity	600 kcmil (MCM)(300 mm ²)	750 kcmil (MCM)(400 mm ²)	

Insulated Plier and Screwdriver Set



 **1000 V**



0159-01-INS

- Independently tested to meet or exceed IEC and ASTM standards
- Dual layer insulation for maximum protection
- Guards protect hand from accidental contact of energized source
- Lifetime limited warranty
- Custom tool roll-up carrier

Kit Includes:

9" Insulated Side-Cutting Pliers, 8" Insulated Diagonal Cutting Pliers, 8" Insulated Long-Nose Pliers, 10" Insulated Pump Pliers, 3/16"x4" Insulated Cabinet Tip Screwdriver, 1/4"x4" Insulated Cabinet Tip Screwdriver, #2x4" Insulated Phillips Tip Screwdriver, Custom Tool Roll-Up Carrier

CAT. NO.	UPC NO.	DESCRIPTION	WEIGHT
0159-01-INS	10627	Plier & Screwdriver, Insulated Kit, 7 Piece Kit	4.94 lbs

INSULATED DRIVERS

9-Piece Insulated Screwdriver Set



VIDEO

A PRODUCT VIDEO IS
AVAILABLE, SCAN THIS QR
CODE OR VISIT:

www.youtube.com/GreenleeDEMO



1000 V



0153-01-INS

- Exceeds the IEC 60900 and ASTM F1505 standards for insulated tools
- Helps meet the requirements of OSHA 1910.331-335, NFPA 70E & CSA-Z462
- Cushion grip handles for comfort and torque
- Dual layer insulation provides added safety and protection against electric shock
- Custom Tool Roll-Up Carrier
- Lifetime limited warranty

Kit Includes:

#1x3" Insulated Screwdriver, #2x4" Insulated Screwdriver, #3x6" Insulated Screwdriver, 1/4"x4" Insulated Cabinet Tip Screwdriver, 3/16"x4" Insulated Cabinet Tip Screwdriver, 3/16"x6" Insulated Cabinet Tip Screwdriver, 3/16"x8" Insulated Cabinet Tip Screwdriver, 5/16"x6" Insulated Cabinet Tip Screwdriver, 3/8"x10" Insulated Cabinet Tip Screwdriver, Custom Tool Roll-Up Carrier.

CAT. NO.	UPC NO.	DESCRIPTION	WEIGHT
0153-01-INS	13439	Screwdriver, Insulated, 9 Piece Kit	3.1 lbs

Insulated Screwdrivers



1000 V



0153-11-INS

- Rated to 1000V AC and exceed both ASTM and IEC standards
- Built heavy-duty for longer life
- Built with precision-machined, black phosphate-plated tips for accurate fastener contact
- Cushion grip handles for comfort and torque
- Dual color insulation provides added safety
- Lifetime Limited Warranty

CAT. NO.	UPC NO.	DESCRIPTION
0153-11-INS	13443	Screwdriver, Insulated, Cabinet Tip, 1/4" X 4"
0153-15-INS	13447	Screwdriver, Insulated, Cabinet Tip, 5/16" X 6"
0153-17-INS	13448	Screwdriver, Insulated, Cabinet Tip, 3/8" X 10"
0153-22-INS	13445	Screwdriver, Insulated, Cabinet Tip, 3/16" X 6"
0153-23-INS	13446	Screwdriver, Insulated, Cabinet Tip, 3/16" X 8"
0153-31-INS	13440	Screwdriver, Insulated, Phillips Tip, #1 X 3"
0153-33-INS	13441	Screwdriver, Insulated, Phillips Tip, #2 X 4"
0153-35-INS	13442	Screwdriver, Insulated, Phillips Tip, #3 X 6"
0353-32-INS	13450	Screwdriver, Insulated, Sq Tip, #1 X 6"
0353-33-INS	13451	Screwdriver, Insulated, Sq Tip, #2 X 6"

CABINET TIP

SPECIFICATIONS	1/4" X 4"	5/16" X 6"	3/8" X 10"	3/16" X 4"	3/16" X 6"	3/16" X 8"
Overall Length	8-1/4" (21.0 cm)	10-7/8" (27.6 cm)	14-7/8" (37.8 cm)	7-3/4" (19.7 cm)	9-3/4" (24.8 cm)	11-5/8" (29.5 cm)
Weight	.26 lbs (.12 kg)	.40 lbs (.18 kg)	.61 lbs (.28 kg)	.16 lbs (.07 kg)	.19 lbs (.08 kg)	.21 lbs (.09 kg)

PHILLIPS TIP

SPECIFICATIONS	#1 X 3"	#2 X 4"	#3 X 6"
Overall Length	6-3/4" (17.1 cm)	8-1/4" (21.0 cm)	10-7/8" (27.6 cm)
Weight	.15 lbs (.07 kg)	.24 lbs (.11 kg)	.40 lbs (.18 kg)

SQUARE TIP

SPECIFICATIONS	#1 X 6"	#2 X 6"
Overall Length	6-3/4" (17.1 cm)	8-1/4" (21.0 cm)
Weight	.15 lbs (.07 kg)	.24 lbs (.11 kg)

7-Piece Insulated Nut Holding Nut Driver Set



- Exceeds the IEC 60900 and ASTM F1505 standards for insulated tools
- Patent pending Nut-Holding, non-magnetic design – won't collect metal filings, works with stainless steel and brass
- Complies with the IEC 60900 & ASTM F1505 standards
- Helps meet the requirements of OSHA 1910 331-335, NFPA 70E & CSA-Z462
- Dual layer insulation provides added safety and protection against electric shock
- Custom Tool Roll-Up Carrier
- Lifetime limited warranty

Kit Includes:

3/16"x6" Insulated Nut Driver, 1/4"x6" Insulated Nut Driver, 5/16"x6" Insulated Nut Driver, 11/32"x6" Insulated Nut Driver, 3/8"x6" Insulated Nut Driver, 7/16"x6" Insulated Nut Driver, 1/2"x6" Insulated Nut Driver, Custom Tool Roll-Up Carrier

CAT. NO.	UPC NO.	DESCRIPTION	WEIGHT
0253-03NH-INS	13473	Insulated Nut Holding Nut Drivers, 7 Piece Kit	3.1 lbs

Insulated Nut Holding Nut Drivers



- Rated to 1000V AC and exceed both ASTM and IEC standards
- Built heavy-duty for longer life
- Cushion grip handle for more comfort and torque
- Lifetime Limited Warranty
- Patent pending Nut-Holding, non-magnetic design – won't collect metal filings, works with stainless steel and brass

CAT. NO.	UPC NO.	DESCRIPTION
0253-17NH-INS	13480	Insulated Nut Holding Nut Drivers, 1/2" X 6"
0253-12NH-INS	13475	Insulated Nut Holding Nut Drivers, 1/4" X 6"
0253-14NH-INS	13477	Insulated Nut Holding Nut Drivers, 11/32" X 6"
0253-11NH-INS	13474	Insulated Nut Holding Nut Drivers, 3/16" X 6"
0253-15NH-INS	13478	Insulated Nut Holding Nut Drivers, 3/8" X 6"
0253-13NH-INS	13476	Insulated Nut Holding Nut Drivers, 5/16" X 6"
0253-16NH-INS	13479	Insulated Nut Holding Nut Drivers, 7/16" X 6"

SPECIFICATIONS	3/16"	1/4"	5/16"	11/32"	3/8"	7/16"	1/2"
Overall Length	10-1/4" (26.0 cm)	10-1/4" (26.0 cm)	10-1/4" (26.0 cm)	10-1/4" (26.0 cm)	10-1/4" (26.0 cm)	10-7/8" (27.6 cm)	10-7/8" (27.6 cm)
Weight	0.33 lbs (.15 kg)	0.33 lbs (.15 kg)	0.36 lbs (.16 kg)	0.37 lbs (.17 kg)	0.37 lbs (.17 kg)	0.46 lbs (.21 kg)	0.50 lbs (.23 kg)

SAFETY PRODUCTS

Gloves



Handyman

Workman Pro
Thinsulate™

Tradesman



Tradesman Fingerless



Glove Clips

- 3 styles of top quality, high dexterity gloves – 2 sizes each
- Light-duty Nitrile dipped gloves for resistance to abrasion, punctures and improved grip
- Fingerless Gloves for absolute maximum dexterity and ventilation
- 3M™ Thinsulate™ Gloves to protect the hands and keep them warm and sweat-free while in cold weather
- Glove Clips – easy clip on/off design for attaching gloves to belt, clothing or equipment and keeps them handy while minimizing accidental loss

CAT. NO.	UPC NO.	DESCRIPTION
0358-13L	00117	Gloves, Handyman L
0358-13XL	00118	Gloves, Handyman XL
0358-14L	00120	Gloves Tradesman L
0358-14XL	00121	Gloves Tradesman XL
06765-10L	00222	Gloves, Tradesman Fingerless, L
06765-12L	00233	Gloves Workman Pro Thinsulate™, L
06765-12XL	00234	Gloves Workman Pro Thinsulate™, XL
9858-15	00235	Glove Clips

Safety Glasses



Tradesman Smoke



Two-Tone Smoke



Tradesman Amber



Pro-View Mirror



Tradesman Clear



Frameless Clear



Overwrap Clear

- 7 styles of ANSI compliant eye wear to meet the varied needs and tastes of the trade professional
- 2 models with clear lenses for all-around activities
- 2 sunglass styles for outdoor work
- Amber lens for overcast, low-light conditions
- REVO mirror lens for ultimate style and protection
- Overwrap-style to fit over prescription glasses or for visitors

CAT. NO.	UPC NO.	DESCRIPTION
01762-01C	00181	Safety Glasses, Tradesman, Clear
01762-01S	00196	Safety Glasses, Tradesman, Smoke
01762-03A	00197	Safety Glasses, Tradesman, Amber
01762-04M	00198	Safety Glasses, Pro View, Mirror
01762-05S	00199	Safety Glasses, Two Tone, Smoke
01762-06C	00200	Safety Glasses, Frameless, Clear
01762-07C	00201	Safety Glasses, Over-wrap, Clear

TOOL KITS

28-piece Electrician's Tool Kit



0159-11



- All-inclusive tool kit designed with the master electrician in mind
- Kit Includes: 18" Heavy-Duty Multi-pocket Bag, Heavy-Duty 8-Pocket Leather Pouch, 2" Leather Tool Belt, 9" Side-Cutting Pliers, 8" Diagonal Cutting Pliers, 8" Long Nose Pliers, 10" Pump Pliers, Pro Plus Wire Stripper 10-18 AWG, NM Cable Ripper, Stripping/Crimping Combination Tool, Cable Cutter, Utility Knife, 12" Hacksaw, Keystone Tip Square Shank 1/4" x 4" Flat Blade Screwdriver, Keystone Tip Square Shank 5/16" x 6" Flat Blade Screwdriver, Cabinet Tip Round Shank 3/16" x 6" Flat Blade Screwdriver, Cabinet Tip Round Shank 1/4" x 6" Flat Blade Screwdriver, Phillips Tip #1 - 3/16" x 3" Screwdriver, Phillips Tip #2 - 1/4" x 4" Screwdriver, Screw-holding screwdriver 3/16" x 6", 3" Scratch Awl, 10" Adjustable Wrench, 9-Piece Folding Hex-Key Set, 25' Tape Measure, Torpedo Level, 18 oz Electrician's Hammer, High dexterity gloves (L) and GT-11 Voltage tester
- See individual product information for specifications
- Limited Lifetime Warranty

CAT. NO.	UPC NO.	DESCRIPTION	WEIGHT
0159-11	56349	Electrician's Tool Kit, 28 pc	19.7 lbs

Journeyman's Tool Kit - Standard



0159-12



- Perfect kit for the journeyman electrician
- Kit Includes: 20-Pocket Tool Caddy, GT-11 Voltage tester, Torpedo Level, 18 oz Electrician's Hammer, 25' Tape Measure, Keystone Tip Square Shank 1/4" x 4" Flat Blade Screwdriver, Cabinet Tip Round Shank 3/16" x 6" Flat Blade Screwdriver, Phillips Tip #1 - 3/16" x 3" Screwdriver, Phillips Tip #2 - 1/4" x 4" Screwdriver, 9" Side-Cutting Pliers, 8" Diagonal Cutting Pliers, 8" Long Nose Pliers, 10" Pump Pliers, Pro Plus Wire Stripper 10-18 AWG, NM Cable Ripper, Stripping/Crimping Combination Tool and Cable Cutter
- See individual product information for specifications
- Limited Lifetime Warranty

CAT. NO.	UPC NO.	DESCRIPTION	WEIGHT
0159-12	56350	Journeyman's Tool Kit, 17 pc	9.7 lbs

Journeyman's Tool Kit - Metric



0159-23



- Perfect kit for the journeyman electrician
- Kit Includes: High Leverage Side-cutting pliers 9" molded grip, High Leverage Diagonal Cutting Pliers 8" molded grip, High Leverage Long Nose Pliers/Side Cutting 8" molded grip, Pump Pliers 10" molded grip, Dual NM Cable Ripper, Heavy Duty Keystone Tip, Square Shank 1/4" x 4" Flat Blade Screwdriver, Heavy Duty Cabinet Tip, Round Shank 3/16" x 6" Flat Blade Screwdriver, Heavy Duty Phillips Tip #1 - 3/16" x 3" Screwdriver, Heavy Duty Phillips Tip #2 - 1/4" x 4" Screwdriver, 7 5m/25' Tape measure, 18 oz Electrician's Hammer, 20 Pocket Tool Caddy, Voltage tester (for kits only), Pro Plus Wire Stripper 10-18 AWG, Stripping/Crimping Combination Tool, Cable Cutter, Torpedo Level, 4 pc Squaredrive (Robertson) Set, Square Tip Driver #0X4", Square Tip Driver #1X4", Square Tip Driver #2X4", Square Tip Driver #3X4"
- See individual product information for specifications
- Limited Lifetime Warranty

CAT. NO.	UPC NO.	DESCRIPTION	WEIGHT
0159-23	89238	Journeyman's Tool Kit, Metric 21pc	13.7 lbs

12-piece Electrician's Tool Kit - Standard



0159-13



- Perfect kit for the professional or apprentice electrician
- Kit Includes: 2" Leather Tool Belt, 8-Pocket Leather Pouch, 25' Tape Measure, Phillips Tip #1 - 3/16" x 3" Screwdriver, Phillips Tip #2 - 1/4" x 4" Screwdriver, Cabinet Tip Round Shank 3/16" x 6" Flat Blade Screwdriver, Keystone Tip Square Shank 1/4" x 4" Flat Blade Screwdriver, Pro Plus Wire Stripper 10-18 AWG, 8" Long Nose Pliers, 10" Pump Pliers, 8" Diagonal Cutting Pliers and 9" Side-Cutting Pliers
- See individual product information for specifications
- Limited Lifetime Warranty

CAT. NO.	UPC NO.	DESCRIPTION	WEIGHT
0159-13	56351	Electrician's Tool Kit - Standard, 12 pc	7.75 lbs

16-piece Electrician's Tool Kit - Metric



0159-24



- Perfect kit for the professional or apprentice electrician
- Kit Includes: High Leverage Side-cutting pliers 9" molded grip, High Leverage Diagonal Cutting Pliers 8" molded grip, High Leverage Long Nose Pliers/Side Cutting 8" molded grip, Pump Pliers 10" molded grip, Heavy Duty Keystone Tip, Square Shank 1/4" x 4" Flat Blade Screwdriver, Heavy Duty Cabinet Tip, Round Shank 3/16" x 6" Flat Blade Screwdriver, Heavy Duty Phillips Tip #1 - 3/16" x 3" Screwdriver, Heavy Duty Phillips Tip #2 - 1/4" x 4" Screwdriver, 7 5m/25' Tape measure, Heavy Duty 8 Pocket Leather Pouch, Heavy Duty Leather Tool Belt, Pro Plus Wire Stripper 10-18 AWG, 4 pc Squaredrive (Robertson) Set, Square Tip Driver #0X4", Square Tip Driver #1X4", Square Tip Driver #2X4", Square Tip Driver #3X4"
- See individual product information for specifications
- Limited Lifetime Warranty

CAT. NO.	UPC NO.	DESCRIPTION	WEIGHT
0159-24	89239	Electrician's Tool Kit - Metric, 16 pc	16.5 lbs

6 Piece Kit



Kit Includes:

8" Long-Nose Pliers, 8" Diagonal Cutting Pliers, 9" High Leverage Side-Cutting Pliers, 1/4"x 4" Heavy Duty Slotted Screwdriver, Cabinet Tip, #2 x 4" Heavy Duty Phillips Screwdriver, Pro Plus Wire Stripper 10-18 AWG

- See individual product information for specifications
- Limited Lifetime Warranty

CAT. NO.	UPC NO.	DESCRIPTION	WEIGHT
0159-36	31400	Hand Tool Kit, 6 Piece	3.46 lbs

5 Piece Installation Kit



Kit Includes:

5 Pocket Leather Pouch, 9" Side-Cutting Pliers, ProPlus Wire Stripper 10-18 AWG, Insulated and Uninsulated Terminal Crimping Tool, 6-in-1 Multi-Tool

- See individual product information for specifications
- Limited Lifetime Warranty

CAT. NO.	UPC NO.	DESCRIPTION	WEIGHT
0159-34	10187	Installation Kit - 5 Piece	5.08 lbs

5 Piece Dipped Pliers Kit



Kit Includes:

Caddy, 8" Long Nose Dipped Grip Pliers, 8" Diagonal Dipped Grip Pliers, 9" Side-Cutting Dipped Grip Pliers, 10" Dipped Grip Pump Pliers

- See individual product information for specifications
- Limited Lifetime Warranty

CAT. NO.	UPC NO.	DESCRIPTION	WEIGHT
0159-29	31342	Pliers Kit, Dipped - 5 Piece	6.0 lbs

Starter Electrician's Tool Kit



- Four-pocket, heavy-duty, leather tool pouch holds an assortment of four professional grade hand tools
- Kit Includes: Heavy Duty 4 Pocket Leather Pouch, Phillips Tip #2 - 1/4" x 4" Screwdriver, Cabinet Tip Round Shank 3/16" x 6" Flat Blade Screwdriver, Pro Plus Wire Stripper 10-18 AWG and 9" Side-Cutting pliers
- See individual product information for specifications
- Limited Lifetime Warranty

CAT. NO.	UPC NO.	DESCRIPTION	WEIGHT
0159-14	56352	Starter Electrician's Tool Kit, 5 pc	2.25 lbs

4 Piece Basic Kit



Kit Includes:

4 Pocket Polyester Pouch, 8" Long Nose Dipped Grip Pliers, Pro Plus Wire Stripper 10-18 AWG and 6-in-1 Multi-Tool

- See individual product information for specifications
- Limited Lifetime Warranty

CAT. NO.	UPC NO.	DESCRIPTION	WEIGHT
0159-28	10191	Basic Kit - 4 Piece	1.97 lbs

2 Piece Kit



Kit Includes:

9" Side Cutting Pliers with dipped grip Handles (0151-09D)
6-in-1 Multi tool (0153-42C) Contains 3/16" and 1/4" flat tip, #1 and #2 Phillips and 5/16" and 1/4" Hex

- See individual product information for specifications
- Limited Lifetime Warranty

CAT. NO.	UPC NO.	DESCRIPTION	WEIGHT
0159-42	00763	Dipped Grip 9" Side Cutting Plier, 6-In-1 Tool	1.55 lbs

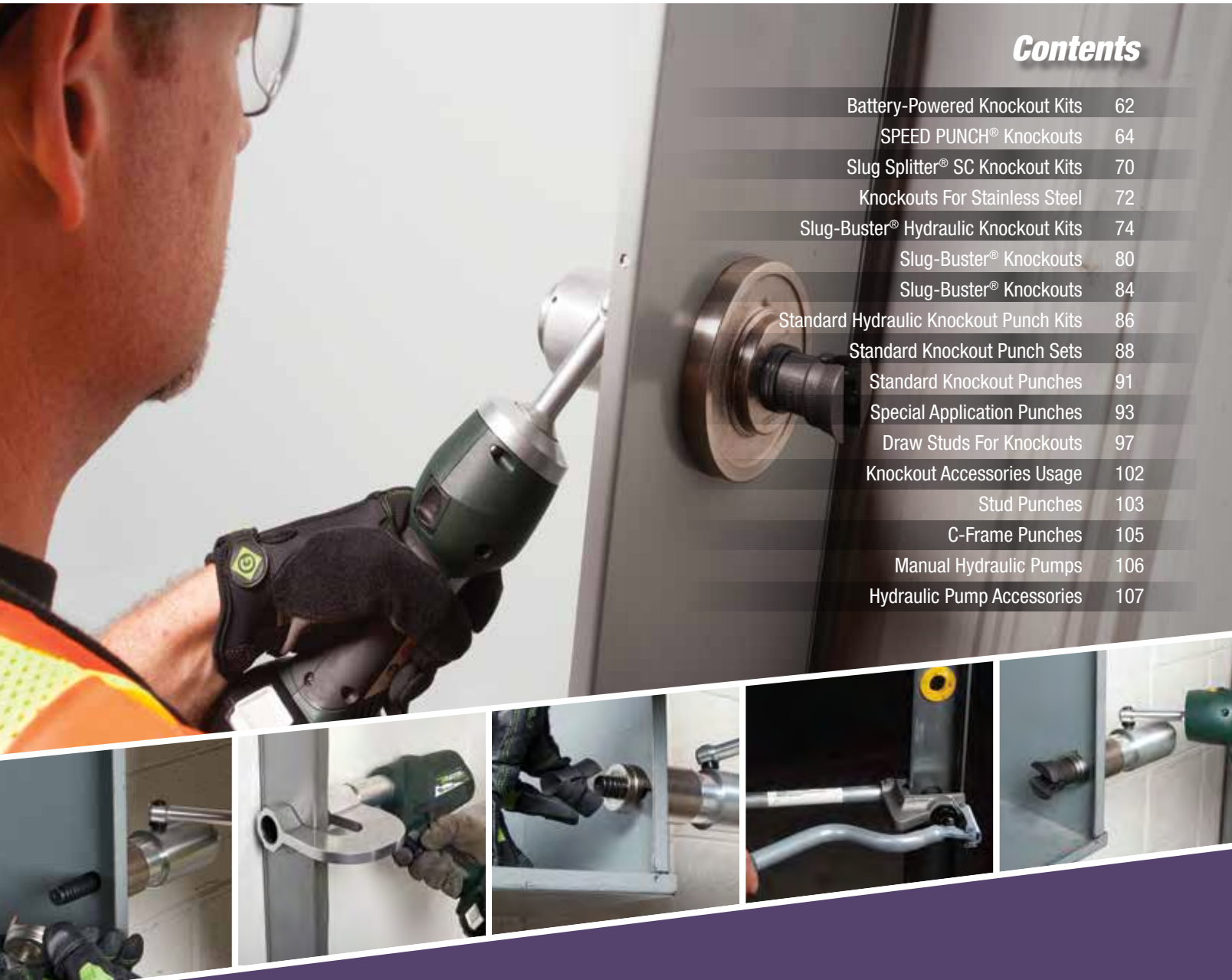


KNOCKOUTS

WANT SPEED? TRY THE GREENLEE SPEED PUNCH® SYSTEM.
WANT SELF CENTERING? SLUG SPLITTER® / SLUG-BUSTER® SC.
WANT SIZE? LARGE-DIAMETER STAINLESS STEEL KNOCKOUTS.
WANT THE WIDEST RANGE OF FAST, RELIABLE KNOCKOUTS?
TRY GREENLEE.









Contents

Battery-Powered Knockout Kits	62
SPEED PUNCH® Knockouts	64
Slug Splitter® SC Knockout Kits	70
Knockouts For Stainless Steel	72
Slug-Buster® Hydraulic Knockout Kits	74
Slug-Buster® Knockouts	80
Slug-Buster® Knockouts	84
Standard Hydraulic Knockout Punch Kits	86
Standard Knockout Punch Sets	88
Standard Knockout Punches	91
Special Application Punches	93
Draw Studs For Knockouts	97
Knockout Accessories Usage	102
Stud Punches	103
C-Frame Punches	105
Manual Hydraulic Pumps	106
Hydraulic Pump Accessories	107



SELECTION GUIDES

Holemaking Selection Guide

MATERIAL TYPE	MATERIAL THICKNESS	NUMBER OF HOLES	PRODUCTS	APPLICATION CONSIDERATIONS
Steel 	10GA	Highest	Slug Splitter® SC Punches	Maximum durability and universal material usage Maximum hole size 4-1/2 inches
			SPEED PUNCH® Punches	Maximum hole size 4-1/2 inches
	10GA	High	Slug-Buster® Punches	Maximum hole size 2-3/8 inches
	10GA	High	Standard Punches	Maximum hole size 6-3/8 inches
	10GA	Medium-High	Ultra Cutters	Maximum hole size 2-1/2 inches
	8GA	High	Carbide-Tipped Hole Cutters	Maximum hole size 3 inches
	10GA	Medium-High	Step Bits	Maximum hole size 1-3/8 inches
Stainless Steel 	10GA	Highest	Slug Splitter® SC Punches	Maximum durability and universal material usage Maximum hole size 2-3/8 inches
	10GA	Highest	Lrg. Dia. Punches for Stainless	Hole size 2-1/2 – 4 inches
	9GA	Medium-High	Quick Change Carbide-Tipped Cutter	Maximum hole size 3 inches, quick change cutting heads
	8GA	Medium-High	Carbide-Tipped Hole Cutters	Maximum hole size 2-1/2 inches
Wood 	18"	High	Nail Eater™ RT	Cuts through nails, good chip removal, Max hole size 1 inch
	18"	High	Nail Eater II™ Bits	Cuts through nails, good chip removal, Max hole size 1-1/4 inches
	2–2 x 4's	High	E-Z Bore® Bits	Self feed screw for hard or soft woods, Max hole size 4-5/8 inches
	2 x 4	High	Step Bits	Maximum hole size 1-3/8 inches, low chip removal
	16"	Medium	Spade Bits	Maximum hole size 1-1/2 inches
	1-5/8" or 2 x 4	High	Hole Saws	Maximum hole size 6 inches
Aluminum 	10GA	Highest	Slug Splitter® SC Punches	Maximum durability and universal material usage Maximum hole size 2-3/8 inches
			SPEED PUNCH® Punches	Maximum hole size 2-3/8 inches
	10GA	High	Slug-Buster® Punches	Maximum hole size 2-3/8 inches
	10GA	High	Standard Punches	Maximum hole size 6-3/8 inches
	10GA	High	Ultra Cutters	Maximum hole size 2-1/2 inches
	10GA	High	Step Bits	Maximum hole size 1-3/8 inches
Fiberglass/Plastic  	approx. 1/8"	Highest	Slug Splitter® SC Punches	Maximum durability and universal material usage Maximum hole size 4-1/2 inches
			SPEED PUNCH® Punches	Maximum hole size 4-1/2 inches
	approx. 1/8"	High	Slug-Buster® Punches	Maximum hole size 2-3/8 inches
	approx. 1/8"	High	Standard Punches	Maximum hole size 6-3/8 inches
		High	Ultra Cutters	Maximum hole size 2-1/2 inches
	1-5/8"	Medium-High	Step Bits	Maximum hole size 1-3/8 inches
Drywall/Ceiling Tile 	7/8"	High	Recessed Light Hole Saws	Replaceable blades
	7/8"	Medium-Low	Quick Cutter	Adjustable or fixed, sprinkler heads or lighting
	7/8"	Medium	Keyhole Saw	Non-round holes
Quazite®* Enclosures	approx. 1/8"	High	Slug-Buster® Punches	
		High	Carbide-Grit Hole Saws	
Cement Board/Hardy Board Siding		High	Carbide-Grit Hole Saws	
Existing Wall			D'versibits®	Remodeling, phone, cable, alarm installation
Non-Round Hole 		High	Non-Round Punches	Square, rectangular, electronic connector holes
		Medium	Reciprocating Blades	
Metric & Non-Conduit Sizes	16-10GA	High	Standard Punches	
Metal Studs	20GA		Stud Punches	

Knockout Punch Selection Guide



DRIVER TYPE	DRIVE METHOD	CAPACITY	SIZE RANGE AVAILABLE
SPEED PUNCH®	Hydraulic or Battery	Mild steel up thru 10 gauge (3.5 mm)	1.115" through 2.416" dia. (28.3 mm through 61.4 mm)
Slug Splitter® & Slug Splitter® SC	Ratchet, Hydraulic or Battery	Stainless steel or mild steel up thru 10 gauge (3.5 mm)	.598" through 2.526" dia. (15.2 mm through 64 mm)
Slug-Buster® & Slug-Buster® SC	Manual, Ratchet, Hydraulic or Battery	Mild steel up thru 10 gauge (3.5 mm)	.492" through 2.52" dia. (12.5 mm through 64.0 mm)
Standard Round	Manual, Ratchet, Hydraulic or Battery	Mild steel up thru 10 gauge (3.5 mm)	.500" through 6.375" dia. (12.7 through 161.9 mm)

Knockout Punch Driver Selection Guide



DRIVER TYPE	DESCRIPTION		AVAILABLE DRIVER KITS
Battery-Powered Driver (18V Li-Ion Battery)	<ul style="list-style-type: none">• Punch holes from any angle with the 360° rotating head• Punches up to 6" holes in 14 gauge mild steel and 2" holes in 14 gauge stainless steel• Slim, compact and lightweight design for reduced fatigue and easy control• Automatic retraction prevents damage to punch and die• One trigger controls all tool functions, no additional manual work required• LED light illuminates dark work areas		SPEED PUNCH® Punches Slug Splitter® Punches Slug-Buster® Punches
Hand Pump Hydraulic Driver with Ram	<ul style="list-style-type: none">• Foot operation frees both hands to operate punch.• Powerful hydraulic ram develops 11 tons of hydraulic force• Punches up through 10 gauge (3.5 mm) mild steel with Greenlee Speed Punch®, Slug-Buster® and standard knockout punches and 10 gauge (3.5 mm) stainless steel with Greenlee Slug Splitter® SC knockout punches		Slug Splitter® SC Punches Slug-Buster® Punches Standard Punches
Foot Pump Hydraulic Driver with Ram	<ul style="list-style-type: none">• Powerful hydraulic ram develops 11 tons of hydraulic force• Punches up through 10 gauge (3.5 mm) mild steel with Greenlee Speed Punch®, Slug-Buster® and standard knockout punches and 10 gauge (3.5 mm) stainless steel with Greenlee Slug Splitter® SC knockout punches		Slug-Buster® Punches
Quick Draw® Hydraulic Driver	<ul style="list-style-type: none">• Quick Draw driver is perfect for fast, straight-on panel punching	<ul style="list-style-type: none">• Develops 8 tons of hydraulic force for easy punching• Punches up through 10 gauge (3.5 mm) mild steel with Greenlee SPEED PUNCH®, Slug-Buster® and standard knockout punches and 10 gauge (3.5 mm) stainless steel with Greenlee Slug Splitter® SC knockout punches	SPEED PUNCH® Punches Slug-Buster® Punches
Quick Draw 90° Hydraulic Driver	<ul style="list-style-type: none">• Quick Draw 90 right-angle design allows greater versatility in tight spaces		
Quick Draw® Flex Hydraulic Driver	<ul style="list-style-type: none">• Quick Draw Flex allows unlimited driver orientation		
Manual Ratchet Driver	<ul style="list-style-type: none">• Unique punch profile splits slugs allowing easy slug removal• 1" Hex Ratchet Wrench allows use with both 3/8" (19.1 mm) and 3/4" (9.5 mm) draw studs• Slug-Buster® Punches available in sizes up thru 2.52" (64.0 mm)• Standard round punches available up to 5 5/8" (144.1 mm)		Slug-Buster® Punches Slug-Buster® Metric Punches Standard Metric Punches

BATTERY-POWERED KNOCKOUT KITS

LS100 & LS50 Battery-Powered Knockout Punch Drivers

**NEW
PRODUCT**

AVAILABLE AS
**BARE
TOOL**



A PRODUCT VIDEO IS
AVAILABLE, SCAN THIS QR
CODE OR VISIT:
www.youtube.com/GreenleeDEMO



Battery-Hydraulic Knockout Kits

**NEW
PRODUCT**



CAT. NO.	UPC NO.	DESCRIPTION	KNOCKOUT SIZE	MATERIAL TYPE
N LS100L11SB4SP	03143	SPEED PUNCH®	1/2" to 4"	MILD STEEL
N LS100L11SBSP	03384	SPEED PUNCH®	1/2" to 2"	
N LS50L11SBSP	02257	SPEED PUNCH®	1/2" to 2"	
N LS100L11SB4	03142	Standard Punches	1/2" to 4"	
N LS100L11SB	03388	Standard Punches	1/2" to 2"	
N LS50L11B	04956	Standard Punches	1/2" to 2"	STAINLESS STEEL
N LS100L11SS4	03150	Standard Punches	1/2" to 4"	
N LS100L11SSSP	03148	SPEED PUNCH®	1/2" to 2"	
N LS100L11SS	03145	Standard Punches	1/2" to 2"	


SPECIFICATIONS	LS100	LS50
Weight (driver with battery)	5.8 LBS/2.6 KG	4.7 LBS/2.1 KG
Maximum Punch Force	11 Tons (130 kN)	6 Tons (60 kN)
Max Round Punch Size –		
Mild Steel - 10GA	4" Conduit	2" Conduit
Mild Steel - 12GA	6" Conduit	-
Stainless Steel - 10GA	3" Conduit	1-1/4" Conduit
Stainless Steel - 12GA	4" Conduit	-
Lithium Ion Battery	(2) 18V, 3.0 Ah	(1) 18V, 1.5 Ah
Charging Time	30 Minutes	15 Minutes

Replacement Parts & Accessories for the LS100 & LS50



CAT. NO.	UPC NO.	DESCRIPTION
N LS100L11A	03141	LS100 driver with batteries, charger and case
N LS100LB	03138	LS100 driver only with case
LS50L11A	04951	LS50 driver with battery, charger and case
LS50LB	01131	LS50 driver only with case
R KK100LFLEX	03151	Replacement Case for LS100 kits
R KK50LFLEX	00185	Replacement Case for LS50 kits
R 52176	52176	3.0Ah Li-ion Battery
R 52177	52177	1.5Ah Li-ion Battery
R 52178	52178	120V AC Charger
R 52180	52179	12V DC Charger
R EAC18120	52191	Corded AC Adapter

SPEED PUNCH® KNOCKOUTS



**A PRODUCT VIDEO IS
AVAILABLE, SCAN THIS QR
CODE OR VISIT:**

www.youtube.com/GreenleeDEMO

* Compared to standard threaded punch & draw stud set-up and disassembly.



SAVE TIME AND MONEY WITH EVERY PUNCH!

From the leaders in knockout technology comes the new SPEED PUNCH® System. The patent pending “no-thread” design eliminates cross-threading, while the innovative SPEED LOCK mechanism quickly secures the punch in place. This means longer tool life and faster punches, saving you time and money on the job. SPEED PUNCH® is available in 1/2” - 4” conduit sizes and three kit configurations.

- Punch up to 10 gauge mild steel, aluminum, fiberglass or plastic
- Use with manual-hydraulic and battery-hydraulic drivers
- Available in 1/2” - 4” conduit sizes and three kit configurations
- Knockouts Made in the USA

SPECIFICATIONS

Capacity	Mild steel up through 10 gauge (3.5 mm)
Application	Mild steel, fiberglass and plastic enclosures
Hole Sizes	Conduit Sizes - Hole size is outside diameter of US conduit sizes. Example: 3/4" conduit size actually makes a 1-3/32" hole Pg Sizes - European standard pipe sizes ISO Sizes - International Standards Organization pipe sizes
Operation	Operate with manual-hydraulic and battery-hydraulic drivers

STANDARD DRAW STUD END

Works with existing hydraulic and battery-operated punch drivers

RUGGED GROOVES


Holds up on the job – no more damaged threads

NO THREAD PUNCH

Easily slides on/off draw stud

SPEED LOCK

Quickly secures the system in place – more holes, less time.



It's as simple as:

“No-thread” punch design quickly and easily slides on/off draw stud: The fastest punch system on the market today.

1 SLIDE



Slide die and punch onto draw stud: “No-thread” design eliminates cross-threading.

2 SECURE



Secure SPEED LOCK onto draw stud: Faster setup and disassembly.

3 PUNCH



Punch hole: Save time and money with every punch!

Mild Steel SPEED PUNCH® Knockout System



See below for kit contents

- Available in 1/2" to 4" conduit sizes
- Punch up to 10 gauge (3.5 mm) mild steel, aluminum, fiberglass, and plastic
- Use with hydraulic and battery-powered drivers
- Knockouts Made in the USA



Stainless Steel SPEED PUNCH® Knockout System



See page 68 for kit contents

- Available in 1/2" to 2" conduit sizes
- Punch up to 10 gauge (3.5 mm) stainless and mild steel
- Use with hydraulic and battery-powered drivers
- Knockouts Made in the USA



Oiltight SPEED PUNCH® Knockout System



See page 69 for kit contents

- Available in 22mm & 30mm notched hole sizes
- Punch up to 12 gauge (2.5 mm) mild steel, aluminum, fiberglass, and plastic
- Use with hydraulic and battery-powered drivers
- Knockouts Made in the USA



Metric ISO-16 to ISO-63 SPEED PUNCH® Knockout System



See page 69 for kit contents

- Available in 22mm & 30mm notched hole sizes
- Punch up to 12 gauge (2.5 mm) mild steel, aluminum, fiberglass and plastic
- Use with hydraulic and battery-powered drivers
- Knockouts Made in the USA



SPEED PUNCH® Knockout Kits for Mild Steel

NEW PRODUCT



LS100L11SB4SP

- Available in 1/2" to 4" conduit sizes
- Punch up to 10 gauge (3.5mm) mild steel
- Use with manual-hydraulic and battery-hydraulic knockout drivers
- Knockouts Made in the USA



CAT. NO.	UPC NO.	DESCRIPTION
N LS100L11SB4SP	03143	LS100/SPEED PUNCH® Kit, Mild Steel, 1/2" to 4"
N LS100L11SBSP	03384	LS100/SPEED PUNCH® Kit, Mild Steel, 1/2" to 2"
LS50L11SBSP	02257	LS50/SPEED PUNCH® Kit, Mild Steel, 1/2" to 2"
7310SBSP	01716	Hydraulic SPEED PUNCH® Kit, Mild Steel, 1/2" to 4"
7304SP	01715	SPEED PUNCH® Set, Mild Steel, 2-1/2" to 4"
7908SBSP	02258	Quick Draw SPEED PUNCH® Kit, Mild Steel, 1/2" to 2"
7907SBSP	02259	SPEED PUNCH® Set, Mild Steel, 1/2" to 2"

SPEED PUNCH® Knockout Kits with Battery-Hydraulic Driver for Mild Steel - Parts List

CAT. NO. UPC NO. DESCRIPTION			CONDUIT & PIPE SIZE	HOLE SIZE				
				ACTUAL				
				Ø INCH	Ø MM	LS100L11SB4SP	LS100L11SBSP	LS50L11SBSP
7212SP-1/2P	01652	Punch, 1/2", SPEED PUNCH	1/2"	0.885	22.5	✓	✓	✓
7212SP-1/2D	01653	Die, 1/2", SPEED PUNCH				✓	✓	✓
7212SP-3/4P	00952	Punch, 3/4", SPEED PUNCH	3/4"	1.1155	28.3	✓	✓	✓
7212SP-3/4D	09279	Die, 3/4", SPEED PUNCH				✓	✓	✓
7212SP-1-7/32P	01658	Punch, 1-7/32", SPEED PUNCH	-	1.2105	30.5			
7212SP-1-7/32D	01660	Die, 1-7/32", SPEED PUNCH						
7212SP-1P	00953	Punch, 1", SPEED PUNCH	1"	1.3625	34.6	✓	✓	✓
7212SP-1D	09280	Die, 1", SPEED PUNCH				✓	✓	✓
7212SP-1-1/4P	00955	Punch, 1-1/4", SPEED PUNCH	1-1/4"	1.7015	43.2	✓	✓	✓
7212SP-1-1/4D	09281	Die, 1-1/4", SPEED PUNCH				✓	✓	✓
7212SP-1-1/2P	09282	Punch, 1-1/2", SPEED PUNCH	1-1/2"	1.9515	49.6	✓	✓	✓
7212SP-1-1/2D	00956	Die, 1-1/2", SPEED PUNCH				✓	✓	✓
7212SP-2P	09283	Punch, 2", SPEED PUNCH	2"	2.4165	61.5	✓	✓	✓
7212SP-2D	00957	Die, 2", SPEED PUNCH				✓	✓	✓
7212SP-2-1/2P	01629	Punch, 2-1/2", SPEED PUNCH	2-1/2"	2.9145	74.0	✓		
7212SP-2-1/2D	01642	Die, 2-1/2", SPEED PUNCH				✓		
7212SP-3P	01644	Punch, 3", SPEED PUNCH	3"	3.5395	89.9	✓		
7212SP-3D	01645	Die, 3", SPEED PUNCH				✓		
7212SP-3-1/2P	01646	Punch, 3-1/2", SPEED PUNCH	3-1/2"	4.0115	102.7	✓		
7212SP-3-1/2D	01647	Die, 3-1/2", SPEED PUNCH				✓		
7212SP-4P	01650	Punch, 4", SPEED PUNCH	4"	4.5445	115.4	✓		
7212SP-4D	01651	Die, 4", SPEED PUNCH				✓		
7212SP11	10002	Draw Stud, SPEED PUNCH 3/4" x 4.77"						✓
7212SP12	00979	Draw Stud, SPEED PUNCH 3/4" x 5.64"				✓	✓	
7212SP13	01654	Draw Stud, SPEED PUNCH 3/8" x 4.70"				✓	✓	
7212SP14	01655	Draw Stud, SPEED PUNCH 3/8" x 3.83"						✓
SP-LOCK	09277	Speed Lock, 3/4"				✓	✓	✓
SP-LOCK2	01657	Speed Lock, 3/8"				✓	✓	✓
7212AA1	03374	Sleeve Adapter, 746						
7212AA2	03367	Sleeve Adapter, LS Tools				2		
34403	34403	Step Bit, 7/8"				✓	✓	✓
LS100LB	LS100LB	LS100 tool only (includes case)				✓	✓	
LS50LB	LS50LB	LS50 tool only (includes case)						✓
746	17091	Hydraulic Ram						
06302	06302	High Pressure Hose - 1/4" x 3'						
767	17091	Hydraulic Hand Pump						
33786	33786	QuickDraw Driver, Right Angle						
52176	52176	18V 3.0Ah Li-ion Battery				2	2	
52177	52177	18V 1.5Ah Li-ion Battery						2
52177	52177	120V Charger				✓	✓	✓
KK100FLEX		Case for LS100 kits				✓	✓	
KK50FLEX		Case for LS50 kits						✓

For more details on Greenlee's new LS100 and LS50 Knockout Drivers and Kits please refer to page 65

SPEED PUNCH® Knockout Kits with Manual-Hydraulic Driver for Mild Steel - Parts List

			CONDUIT & PIPE SIZE	HOLE SIZE				
				ACTUAL				
				CAT. NO.	UPC NO.	DESCRIPTION	Ø INCH	Ø MM
7212SP-1/2P	01652	Punch, 1/2", SPEED PUNCH	1/2"	0.885	22.5	✓		✓
7212SP-1/2D	01653	Die, 1/2", SPEED PUNCH				✓		✓
7212SP-3/4P	00952	Punch, 3/4", SPEED PUNCH	3/4"	1.1155	28.3	✓		✓
7212SP-3/4D	09279	Die, 3/4", SPEED PUNCH				✓		✓
7212SP-1-7/32P	01658	Punch, 1-7/32", SPEED PUNCH	-	1.2105	30.5			
7212SP-1-7/32D	01660	Die, 1-7/32", SPEED PUNCH						
7212SP-1P	00953	Punch, 1", SPEED PUNCH	1"	1.3625	34.6	✓		✓
7212SP-1D	09280	Die, 1", SPEED PUNCH				✓		✓
7212SP-1-1/4P	00955	Punch, 1-1/4", SPEED PUNCH	1-1/4"	1.7015	43.2	✓		✓
7212SP-1-1/4D	09281	Die, 1-1/4", SPEED PUNCH				✓		✓
7212SP-1-1/2P	09282	Punch, 1-1/2", SPEED PUNCH	1-1/2"	1.9515	49.6	✓		✓
7212SP-1-1/2D	00956	Die, 1-1/2", SPEED PUNCH				✓		✓
7212SP-2P	09283	Punch, 2", SPEED PUNCH	2"	2.4165	61.5	✓		✓
7212SP-2D	00957	Die, 2", SPEED PUNCH				✓		✓
7212SP-2-1/2P	01629	Punch, 2-1/2", SPEED PUNCH	2-1/2"	2.9145	74.0	✓	✓	
7212SP-2-1/2D	01642	Die, 2-1/2", SPEED PUNCH				✓	✓	
7212SP-3P	01644	Punch, 3", SPEED PUNCH	3"	3.5395	89.9	✓	✓	
7212SP-3D	01645	Die, 3", SPEED PUNCH				✓	✓	
7212SP-3-1/2P	01646	Punch, 3-1/2", SPEED PUNCH	3-1/2"	4.0115	102.7	✓	✓	
7212SP-3-1/2D	01647	Die, 3-1/2", SPEED PUNCH				✓	✓	
7212SP-4P	01650	Punch, 4", SPEED PUNCH	4"	4.5445	115.4	✓	✓	
7212SP-4D	01651	Die, 4", SPEED PUNCH				✓	✓	
7212SP11	10002	Draw Stud, SPEED PUNCH 3/4" x 4.77"					✓	✓
7212SP12	00979	Draw Stud, SPEED PUNCH 3/4" x 5.64"				✓	✓	
7212SP13	01654	Draw Stud, SPEED PUNCH 3/8" x 4.70"				✓		
7212SP14	01655	Draw Stud, SPEED PUNCH 3/8" x 3.83"						✓
SP-LOCK	09277	Speed Lock, 3/4"				✓	✓	✓
SP-LOCK2	01657	Speed Lock, 3/8"				✓		✓
7212AA1	03374	Sleeve Adapter, 746				2	2	
7212AA2	03367	Sleeve Adapter, LS Tools					2	
34403	34403	Step Bit, 7/8"				✓		✓
746	17091	Hydraulic Ram				✓		
06302	06302	High Pressure Hose - 1/4" x 3'				✓		
767	13284	Hydraulic Hand Pump				✓		
33786	33786	QuickDraw Driver, Right Angle						✓
05387	05387	Case for 7310 Sets				✓		
02868	02868	Case for 7908SBSP						✓

For more details on Greenlee's new LS100 and LS50 Knockout Drivers and Kits please refer to page 65

SPEED PUNCH® Knockout Kit for Stainless Steel

**NEW
PRODUCT**



LS100L11SSSP

- Available in 1/2" to 2" conduit sizes
- Punch up to 10 gauge (3.5mm) stainless and mild steel
- Use with manual-hydraulic and battery-hydraulic knockout drivers
- Knockouts Made in the USA



CAT. NO.	UPC NO.	DESCRIPTION
N LS100L11SSSP	03148	LS100/SPEED PUNCH Kit, Stainless Steel, 1/2" - 2"
7307SP	01720	SPEED PUNCH Set, Stainless Steel, 1/2" - 2"



7307SP

SPEED PUNCH® Knockout Kits for Stainless Steel - Parts List

CAT. NO	UPC NO.	DESCRIPTION	CONDUIT & PIPE SIZE	HOLE SIZE			
				ACTUAL			
				Ø INCH	Ø MM	LS100L11SSSP	7307SP
745SP-1/2P	01661	SPEED PUNCH Punch, SS, 1/2"	1/2"	0.885	22.5	✓	✓
745SP-1/2D	01662	SPEED PUNCH Die, SS, 1/2"				✓	✓
745SP-3/4P	01663	SPEED PUNCH Punch, SS, 3/4"	3/4"	1.115	28.3	✓	✓
745SP-3/4D	01665	SPEED PUNCH Die, SS, 3/4"				✓	✓
745SP-1-7/32P	01667	SPEED PUNCH Punch, SS, 1-7/32"	-	1.210	30.5	✓	✓
745SP-1-7/32D	01668	SPEED PUNCH Die, SS, 1-7/32"				✓	✓
745SP-1P	01669	SPEED PUNCH Punch, SS, 1"	1"	1.362	34.6	✓	✓
745SP-1D	01670	SPEED PUNCH Die, SS, 1"				✓	✓
745SP-1-1/4P	01671	SPEED PUNCH Punch, SS, 1-1/4"	1-1/4"	1.701	43.2	✓	✓
745SP-1-1/4D	01672	SPEED PUNCH Die, SS, 1-1/4"				✓	✓
745SP-1-1/2P	02531	SPEED PUNCH Punch, SS, 1-1/2"	1-1/2"	1.951	49.6	✓	✓
745SP-1-1/2D	01678	SPEED PUNCH Die, SS, 1-1/2"				✓	✓
745SP-2P	01679	SPEED PUNCH Punch, SS, 2"	2"	2.416	61.5	✓	✓
745SP-2D	01681	SPEED PUNCH Die, SS, 2"				✓	✓
7212SP21	01682	Draw Stud, SPEED PUNCH 3/4" x 5.84"				✓	
7212SP22	01683	Draw Stud, SPEED PUNCH 3/8" x 4.70"				✓	
7212SP23	01724	Draw Stud, SPEED PUNCH 3/4" x 5.02"					✓
7212SP24	02276	Draw Stud, SPEED PUNCH 3/8" x 3.83"					✓
SP-LOCK	09277	Speed Lock, 3/4"				✓	✓
SP-LOCK2	01657	Speed Lock, 3/8"				✓	✓
LS100LB	LS100LB	LS100 Tool only (includes case)				✓	
52176	52176	Battery, 18V 3.0Ah Li-Ion				✓	
52178	52178	120V Charger				✓	
KK100LFLEX		Case for LS100 Kits				✓	

For more details on Greenlee's new LS100 and LS50 Knockout Drivers and Kits please refer to page 65

SPEED PUNCH® Knockout Set - Oiltight Punches with Notches



- Pushbutton knockouts
- Available in 22.5mm & 30.5mm notched hole sizes
- Punch up to 12 gauge (2.5mm) mild steel, aluminum, fiberglass and plastic
- Use with manual-hydraulic and battery-hydraulic knockout drivers
- Oiltight SPEED PUNCH® units include punch, die, draw stud and speed lock

CAT. NO.	UPC NO.	DESCRIPTION
7212SP-PB22U	02260	Oiltight Punch Unit, 22.5mm, SPEED PUNCH
7212SP-PB30U	02263	Oiltight Punch Unit, 30.5mm, SPEED PUNCH

KEY	CAT. NO.	UPC NO.	DESCRIPTION	7212SP-PB22U	7212SP-PB30U
A	7212SP-PB22P	01705	Oiltight Punch, 22.5mm, SPEED PUNCH	✓	
B	7212SP-PB22D	60250	Oiltight Die, 22.5mm, SPEED PUNCH	✓	
C	7212SP-PB30P	01709	Oiltight Punch, 30.5mm, SPEED PUNCH		✓
D	7212SP-PB30D	60249	Oiltight Die, 30.5mm, SPEED PUNCH		✓
-	7212SP31	01712	Oiltight Draw Stud for LS100 or 746 driver		
-	7212SP32	02261	Oiltight Draw Stud for LS50 or Quick Draw driver	✓	✓
E	SP-LOCK2	01657	Speed Lock Assembly (3/8)	✓	✓

SPEED PUNCH® Knockout Set - METRIC



- Pushbutton knockouts
- Available in 22.5mm & 30.5mm notched hole sizes
- Punch up to 12 gauge (2.5mm) mild steel, aluminum, fiberglass and plastic
- Use with manual-hydraulic and battery-hydraulic knockout drivers
- Oiltight SPEED PUNCH® units include punch, die, draw stud and speed lock

CAT. NO.	UPC NO.	DESCRIPTION
7217SBSP	01723	SPEED PUNCH® Set, Metric, ISO-16 to ISO-40

CAT. NO.	UPC NO.	DESCRIPTION	7217SBSP
7212SP-M16P	01684	Punch, ISO-16, SPEED PUNCH	✓
7212SP-M16D	01685	Die, ISO-16, SPEED PUNCH	✓
7212SP-M20P	01687	Punch, ISO-20, SPEED PUNCH	✓
7212SP-M20D	01688	Die, ISO-20, SPEED PUNCH	✓
7212SP-M25P	01689	Punch, ISO-25, SPEED PUNCH	✓
7212SP-M25D	01690	Die, ISO-25, SPEED PUNCH	✓
7212SP-M32P	01691	Punch, ISO-32, SPEED PUNCH	✓
7212SP-M32D	01692	Die, ISO-32, SPEED PUNCH	✓
7212SP-M40P	01693	Punch, ISO-40, SPEED PUNCH	✓
7212SP-M40D	01694	Die, ISO-40, SPEED PUNCH	✓
7212SP-M50P	01697	Punch, ISO-50, SPEED PUNCH	
7212SP-M50D	01701	Die, ISO-50, SPEED PUNCH	
7212SP-M63P	01703	Punch, ISO-63, SPEED PUNCH	
7212SP-M63D	01704	Die, ISO-63, SPEED PUNCH	
7212SP11	10002	Draw Stud, SPEED PUNCH 3/4" x 4.77"	✓
7212SP14	01655	Draw Stud, SPEED PUNCH 3/8" x 3.83"	✓
SP-LOCK	09277	Speed Lock, 3/4"	✓
SP-LOCK2	01657	Speed Lock, 3/8"	✓

SLUG SPLITTER® SC KNOCKOUT KITS

Slug Splitter® SC Ram and Hand Pump Hydraulic Driver Punch Kits

**Designed for
stainless steel
applications**



7506 Punch Kit

All Kits Feature:

- Slug Splitter® SC (Self Centering) knockout punches with capacities up through 10 gauge (3.5 mm) stainless steel, refer to individual punch capacity ratings
- Self-centering punch aligns itself on pilot hole
- No need to draw crosshairs or line up die alignment marks

7506 Kit Features

- Fast, easy and simple to operate
- Compact design makes this a perfect choice for use on construction sites and maintenance jobs
- Will also drive 751 Cable Cutter head
- Powerful 11-ton hydraulic ram
- 3-foot hose

SPECIFICATIONS

Operation	7307/29528 - Quick Draw®, Quick Draw 90° and Quick Draw® Flex Hydraulic Drivers, Battery-Powered Drivers, 7646 and 7625 Ram-Type Drivers. 744/29619 - Quick Draw®, Quick Draw 90° and Quick Draw® Flex Hydraulic Drivers, Battery-Powered Drivers, 7646 and 7625 Ram-Type Drivers. 7506/30385 - Hydraulic Ram and Hand Pump included.
------------------	---



7308 Punch Kit
(driver not included)

CAT. NO.	UPC NO.	DESCRIPTION	WEIGHT	
			LBS	KG
744	29619	1/2" through 1-1/4" Conduit Size Slug Splitter® SC Knockout Punch Kit	5	2.3
7307	29528	1/2" through 2" Conduit Size Slug Splitter® SC Knockout Punch Kit	10.4	4.7
7308	00617	2-1/2" through 4" Conduit Size Slug Splitter® SC Knockout Punch Kit	17.1	7.8
7506	30385	1/2" through 2" Conduit Size Slug Splitter® SC Knockout Punch Kit with Hydraulic Ram and Hand Pump	32	14.5

NOTE: See Slug Splitter® SC knockout punch units on pages 71-72 for list of individual punches, dies and draw studs.



7307 Punch Kit
(driver not included)

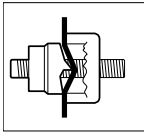


744 Punch Kit
(driver not included)

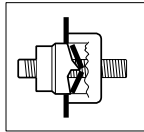
CAT. NO.	UPC NO.	DESCRIPTION	CONDUIT & PIPE SIZE	HOLE SIZE		CAPACITY		KIT CAT.			
				ACTUAL		STAINLESS STEEL		744	7307	7506	7308
				Ø INCH	Ø MM	GA	MM				
28154	28154	1/2" Conduit Size Punch	1/2"	7/8	.885	22.5	10	3.5	✓	✓	✓
28155	28155	1/2" Conduit Size Die							✓	✓	
28156	28156	3/4" Conduit Size Punch	3/4"	—	1.115	28.3	10	3.5	✓	✓	✓
28157	28157	3/4" Conduit Size Die							✓	✓	
36490	36490	1-7/32" Punch Oiltight	—	1-7/32	1.210	30.5	10	3.5		✓	
36489	36489	1-7/32" Die Oiltight							✓		
28158	28158	1" Conduit Size Punch	1"	1-11/32	1.362	34.6	10	3.5	✓	✓	✓
28159	28159	1" Conduit Size Die							✓	✓	✓
28160	28160	1-1/4" Conduit Size Punch	1-1/4"	1-11/16	1.701	43.2	10	3.5	✓	✓	✓
28161	28161	1-1/4" Conduit Size Die							✓	✓	✓
28162	28162	1-1/2" Conduit Size Punch	1-1/2"	1-15/16	1.951	49.6	10	3.5		✓	✓
28163	28163	1-1/2" Conduit Size Die							✓	✓	
28165	28165	2" Conduit Size Punch	2"	2-3/8	2.416	61.5	10	3.5		✓	✓
28166	28166	2" Conduit Size Die							✓	✓	
00622	00622	2-1/2" Conduit Size Punch	2-1/2"	2-7/8	2.914	74.0	10	3.5			✓
00626	00626	2-1/2" Conduit Size Die									✓
00623	00623	3" Conduit Size Punch	3"	3-1/2	3.539	89.9	10	3.5			✓
00627	00627	3" Conduit Size Die									✓
00624	00624	3-1/2" Conduit Size Punch	3-1/2"	4	4.044	102.7	10	3.5			✓
00629	00629	3-1/2" Conduit Size Die									✓
00625	00625	4" Conduit Size Punch	4"	4-1/2	4.544	115.4	10	3.5			✓
00630	00630	4" Conduit Size Die									✓
29451	29451	7/16" x 4-1/4" Draw Stud							✓	✓	✓
746SS	30387	Ram (includes 1 each of the following 3 items)									
54167	54167	1/4" Female Coupler								✓	
54168	54168	Dust Plug									
29452	29452	3/4" x 5-1/2" Draw Stud							✓	✓	✓
15908	15908	Spacer Group (includes 1 each of the following 3 items)								✓	
1924AA	03248	Spacer-Short								✓	
1925AA	03249	Spacer-Medium								✓	
1926AA	06904	Spacer-Long								✓	
1557SS	00785	Sleeve Adapter, SS									✓
767	13284	Hydraulic Hand Pump								✓	
38316	38316	High Pressure Hose Unit—1/4" x 3' (includes 1 each of the following 3 items)								✓	
54169	54169	1/4" Male Coupler								✓	
54170	54170	Dust Cap								✓	
06302	06302	High Pressure Hose—1/4" x 3'								✓	
29529	29529	Metal Case (7307)							✓		
19193	19193	Metal Case (744)							✓		
31068	31068	Metal Case (7506)								✓	

KNOCKOUTS FOR STAINLESS STEEL

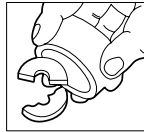
Slug Splitter® SC and Slug Splitter® Knockout Punches



Unique Slug Splitter® SC punch design creases slug as the punch is drawn into the die.



Slug is split in half as punching operation is completed.



Split slugs fall free from the die and stud.

- Slug Splitter® SC heavy-duty punches are designed to punch up through 10 gauge (3.5 mm) stainless steel
- Unique slug-splitting design and tool steel construction easily punch 10 gauge (3.5 mm) mild steel and stainless steel
- Self-centering punch aligns itself on pilot hole (Slug Splitter® SC)
- No need to draw crosshairs or line up die alignment marks (Slug Splitter® SC)
- Unique punch profile also splits slugs for easier slug removal
- Heavy-duty dies and stainless steel draw studs for longer life
- Excellent abrasion resistance for punching fiberglass and plastic
- Slug Splitter® SC punch units consist of: punch, die and draw stud, check individual punch for specific capacity
- Patent Pending for Self-centering Slug Splitter® SC

SPECIFICATIONS

Capacity	Stainless steel up through 10 gauge (3.5 mm)
Application	10-gauge stainless steel, mild steel, fiberglass and plastic enclosures.
Hole Sizes	Conduit Sizes - hole size is outside diameter of US conduit sizes. Example: 1/2" conduit size actually makes a 7/8" hole. Pg Sizes - European standard pipe sizes. ISO Sizes - International Standards Organization pipe sizes.
Operation	Operate with battery, hydraulic or high leverage ratchet driver only.



746 Ram shown with 745M-1-1/2

Slug Splitter® SC and Slug Splitter® Knockout Punches

		HOLE SIZE									
			ACTUAL			CAPACITY					
CAT. NO	UPC NO.	CONDUIT SIZE	Ø (INCH)	Ø (MM)	ISO	GA.	(MM)	PUNCH	DIE	DRAW STUD	SLEEVE
745M-16.2	12324		0.638	16.2	16	12	2.5	04599	04598	29451	-
-	-		0.732	18.6		12	2.5	31119	31128	29451	-
745M-20.4	12326		0.803	20.4	20	12	2.5	31120	31129	29451	-
745H-1/2 *	29560	1/2"	0.885	22.5		10	3.5	28154 *	28155	29451	-
745M-25.4	12317		1.000	25.4	25	10	3.5	04602	04601	29451	-
745H-3/4 *	12318	3/4"	1.115	28.3		10	3.5	28156 *	28157	29452	-
740H-1-7/32 *	29563		1.210	30.5		10	3.5	36490 *	36489	29452	-
745M-32.5	12327		1.280	32.5	32	10	3.5	04605	04603	29452	-
745H-1 *	12319	1"	1.362	34.6		10	3.5	28158 *	28159	29452	-
-	-		1.457	37.0		10	3.5	31122	31135	29452	-
745M-40.5	12329		1.595	40.5	40	10	3.5	04608	04607	29452	-
745H-1-1/4 *	12320	1-1/4"	1.701	43.2		10	3.5	28160 *	28161	29452	-
-	-		1.850	47.0		10	3.5	31123	31131	29452	-
745H-1-1/2 *	12321	1-1/2"	1.951	49.6		10	3.5	28162 *	28163	29452	-
745M-50.8	12331		2.000	50.8	50	10	3.5	04611	04609	29452	-
-	-		2.125	54.0		10	3.5	31124	31132	29452	-
-	-		2.362	60.0		10	3.5	31125	31133	29452	-
745H-2 *	12322	2"	2.416	61.5		10	3.5	28165 *	28166	29452	-
745M-64	12334		2.520	64.0	63	10	3.5	04614	04613	29452	-
745H-2-1/2	00618	2-1/2"	2.914	74.0		10	3.5	00622	00626	29452	-
745H-3	00619	3"	3.539	89.9		10	3.5	00623	00627	29452	-
745H-3-1/2	00620	3-1/2"	4.011	102.7		10	3.5	00624	00629	29452	1557SS
745H-4	00621	4"	4.544	115.4		10	3.5	00625	00630	29452	1557SS
*Self-Centering Punch Design											

*Self-Centering Punch Design

SLUG-BUSTER® HYDRAULIC KNOCKOUT KITS

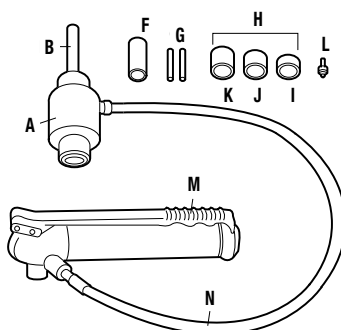
Slug-Buster® Ram and Hand Pump Kits (Inch and Metric)



- Fast, easy and simple to operate
- Compact design for field use on construction sites and maintenance jobs
- Punches 10 times faster than wrench method
- Will also drive 751 Cable Cutter head
- Can be used with most standard round Slug-Buster® and Slug Splitter® SC punches (except 1/2", 9/16", 5/8")
- Can be used with non-round punches (adapter may be required)
- 3-foot hose
- Powerful 11-ton hydraulic ram

CAT NO.	UPC NO.	DESCRIPTION	WEIGHT	
			LBS	KG
7646	15906	Driver with Hand Pump, Draw Studs, Spacer and Plastic Case	20	9.1
7306SB	34360	Driver, Hand Pump, Slug-Buster® Punches, Dies and Draw Studs for 1/2" through 2" Conduit, Adapter, Spacers, Kwik Stepper® Step Bit and Plastic Case	24	10.9
7310SB	34361	Driver, Hand Pump, Slug-Buster® Punches, Dies and Draw Studs for 1/2" through 2" and 2-1/2" through 4" Standard Conduit Size Punches, Dies and Draw Studs, Adapter, Spacers, Kwik Stepper® Step Bit and Plastic Case	54	24.5
7646PG-SB	32799	Metric – Driver, Slug-Buster® Pg Punches, Dies and Draw Studs for 15.2 mm through 60.0 mm, Adapter, Spacers, Kwik Stepper® Step Bit and Plastic Case	24	10.9
38520	38520	Driver, Hand Pump, Slug-Buster® Punches and Draw Studs for 1/2" through 3" and 4" Conduit, Adapter, Spacers, Kwik Stepper® Step Bit and Plastic Case	48	21.8

See Accessories Usage Chart on page 102



RAM AND HAND PUMP HYDRAULIC DRIVER PARTS IDENTIFICATION

KEY	CAT. NO.	UPC NO.	DESCRIPTION
R A	746	17091	Ram (includes Item B)
R B	2113B	10109	Draw Stud—3/4" x 5 3/8"
R F	1557AA	03170	Punch Sleeve
R G	20963	20963	Draw Stud—3/8" x 4.8"
R H	15908	15908	Spacer Group (includes Items I, J and K)
R I	1924AA	03248	Spacer-Short
R J	1925AA	03249	Spacer-Medium
R K	1926AA	06904	Spacer-Long
R L	34410	34410	Kwik Stepper® Step Bit 1/2"
R M	767	13284	Hydraulic Hand Pump
R N	06302	06302	High Pressure Hose—1/4" x 3'

Slug-Buster® Ram and Hand Pump Kits Parts List

Slug-Buster® Hand and Hand Pump Parts List				HOLE SIZE				KIT CAT./UPC NO.				
CAT NO.	UPC NO.	DESCRIPTION	CONDUIT & PIPE SIZE	ACTUAL		7646/15906	7306SB/34360	7310SB/34361	7646PGSB/32799	38520		
				Ø INCH	Ø MM							
PUNCHES AND DIES	721-1/2	31756	1/2" Conduit Size Slug-Buster® Punch	1/2"	7/8	0.885	22.5		✓	✓	✓	✓
	14722	14722	1/2" Conduit Size Die						✓	✓	✓	✓
	721-3/4	31757	3/4" Conduit Size Slug-Buster® Punch	3/4"	1-1/8	1.115	28.3		✓	✓	✓	
	124AV	06972	3/4" Conduit Size Die						✓	✓	✓	
	721-1	31758	1" Conduit Size Slug-Buster® Punch	1"	1-3/8	1.362	34.6		✓	✓	✓	
	126AV	04011	1" Conduit Size Die						✓	✓	✓	
	721-1-1/4	31759	1-1/4" Conduit Size Slug-Buster® Punch	1-1/4"	1-11/16	1.701	43.2		✓	✓	✓	
	128AV	04013	1-1/4" Conduit Size Die						✓	✓	✓	
	721-1-1/2	31760	1-1/2" Conduit Size Slug-Buster® Punch	1-1/2"	1-15/16	1.951	49.6		✓	✓	✓	
	440AV	04061	1-1/2" Conduit Size Die						✓	✓	✓	
	721-2	31761	2" Conduit Size Slug-Buster® Punch	2"	2-3/8	2.416	61.5		✓	✓	✓	
	442AV	04063	2" Conduit Size Die						✓	✓	✓	
	1429AV	04175	2-1/2" Conduit Size Punch	2-1/2"	2-7/8	2.914	74.0			✓	✓	
	1430AV	04177	2-1/2" Conduit Size Die							✓	✓	
	1431AV	04180	3" Conduit Size Punch	3"	3-1/2	3.539	89.9			✓	✓	
	1432AV	04183	3" Conduit Size Die							✓	✓	
	2982AV	04653	3-1/2" Conduit Size Punch	3-1/2"	4	4.044	102.7			✓		
	2981AV	04652	3-1/2" Conduit Size Die							✓		
	2984AV	04655	4" Conduit Size Punch	4"	4-1/2	4.544	115.4			✓	✓	
	2983AV	04654	4" Conduit Size Die							✓	✓	
	31969	31969	Pg-9 Slug-Buster® Punch	—	—	0.598	15.2				✓	
	32002	32002	Pg-9 Die	—	—						✓	
	31970	31970	Pg-11 Slug-Buster® Punch	—	—	0.732	18.6				✓	
	32003	32003	Pg-11 Die	—	—						✓	
	31971	31971	Pg-13 Slug-Buster® Punch	—	—	0.803	20.4				✓	
	32004	32004	Pg-13 Die	—	—						✓	
	31973	31973	Pg-21 Slug-Buster® Punch	3/4"	—	1.115	28.3				✓	
	32006	32006	Pg-21 Die		—					✓		
	36284	36284	Slug-Buster® Punch	—	1-7/32	1.210	30.5				✓	
	36279	36279	Die	—							✓	
	31975	31975	Pg-29 Slug-Buster® Punch	—	—	1.457	37.0				✓	
	32008	32008	Pg-29 Die	—	—						✓	
	31976	31976	Pg-36 Slug-Buster® Punch	—	—	1.850	47.0				✓	
	32009	32009	Pg-36 Die	—	—						✓	
	31978	31978	Pg-48 Slug-Buster® Punch	—	—	2.362	60.0				✓	
	32011	32011	Pg-48 Die	—	—						✓	
DRAW STUDS AND MISC.	746	17091	Ram (includes following item)					✓	✓	✓	✓	
	2113B	10109	Draw Stud—3/4" x 5 3/8"					✓	✓	✓	✓	
	1557AA	03170	Punch Sleeve					✓	✓	✓	✓	
	20963	20963	Draw stud—3/8" x 4.8"					✓	✓	✓	✓	
	15908	15908	Spacer Group (includes 1 ea. of following 3 items)					✓	✓	✓	✓	
	1924AA	03248	Spacer-Short					✓	✓	✓	✓	
	1925AA	03249	Spacer-Medium					✓	✓	✓	✓	
	1926AA	06904	Spacer-Long					✓	✓	✓	✓	
	34410	34410	Kwik Stepper® Step Bit 1/2"					✓	✓	✓	✓	
	767	13284	Hydraulic Hand Pump					✓	✓	✓	✓	
06302	06302	High Pressure Hose – 1/4" x 3'					✓	✓	✓			
30206	30206	Plastic Case					✓	✓		✓		
05387	05387	Plastic Case							✓	✓		

Slug-Buster® Ram and Foot Pump Hydraulic Driver Kits



- Foot operation frees both hands to position punch
- Punches 10 times faster than wrench method
- Will also drive 751 Cable Cutter head
- Powerful 11-ton hydraulic ram
- Can be used with most standard round, Slug-Buster® and Slug Splitter® SC punch sizes. (except 1/2", 9/16" 5/8")
- Can be used with non-round punches (adapter may be required)

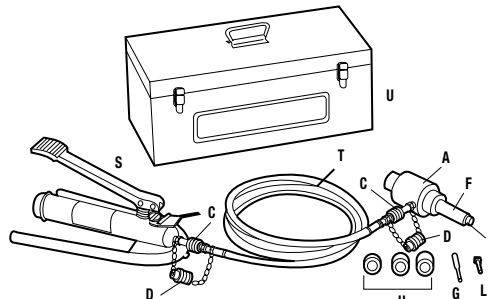
CAT NO.	UPC NO.	DESCRIPTION	WEIGHT	
			LBS	KG
7625	25097	Driver, Foot Pump, Steel Case	37	17
7606SB	07173	Driver, Foot Pump, Slug-Buster® Punches, Dies and Draw Studs for 1/2" through 2" Conduit, Steel Case	42	19
7610SB	07174	Driver, Foot Pump, Slug-Buster® Punches, Dies & Draw Studs for 1/2" through 2" Conduit, Slug-Buster® Punches and 2 1/2" through 4" Conduit Standard Round Punches	60	27

See Accessories Usage Chart on page 102

Ram and Foot Pump Kits Parts List

	CAT NO.	UPC NO.	DESCRIPTION	CONDUIT & PIPE SIZE	HOLE SIZE		KIT CAT./UPC NO.			
					ACTUAL		7625/ 25097	7606SB/ 07173	7610SB/ 07174	
					Ø INCH	Ø MM				
PUNCHES AND DIES	721-1/2	31756	1/2" Conduit Size Slug-Buster® Punch	1/2"	7/8	0.885	22.5		✓	✓
	14722	14722	1/2" Conduit Size Die						✓	✓
	721-3/4	31757	3/4" Conduit Size Slug-Buster® Punch	3/4"	1-1/8	1.115	28.3		✓	✓
	124AV	06972	3/4" Conduit Size Die						✓	✓
	721-1	31758	1" Conduit Size Slug-Buster® Punch	1"	1-3/8	1.362	34.6		✓	✓
	126AV	04011	1" Conduit Size Die						✓	✓
	721-1-1/4	31759	1-1/4" Conduit Size Slug-Buster® Punch	1-1/4"	1-11/16	1.701	43.2		✓	✓
	128AV	04013	1-1/4" Conduit Size Die						✓	✓
	721-1-1/2	31760	1-1/2" Conduit Size Slug-Buster® Punch	1-1/2"	1-15/16	1.951	49.6		✓	✓
	440AV	04061	1-1/2" Conduit Size Die						✓	✓
	721-2	31761	2" Conduit Size Slug-Buster® Punch	2"	2-3/8	2.416	61.5		✓	✓
	442AV	04063	2" Conduit Size Die						✓	✓
	1429AV	04175	2-1/2" Conduit Size Punch	2-1/2"	2-7/8	2.914	74.0			✓
	1430AV	04177	2-1/2" Conduit Size Die							✓
	1431AV	04180	3" Conduit Size Punch	3"	3-1/2	3.539	89.9			✓
	1432AV	04183	3" Conduit Size Die							✓
	2982AV	04653	3-1/2" Conduit Size Punch	3-1/2"	4	4.044	102.7			✓
	2981AV	04652	3-1/2" Conduit Size Die							✓
	2984AV	04655	4" Conduit Size Punch	4"	4-1/2	4.544	115.4			✓
	2983AV	04654	4" Conduit Size Die							✓
DRAW STUDS AND MISC.	746	17091	(A) Ram (includes 1 ea. of items B, C, and D)					✓	✓	✓
	2113B	10109	(B) Draw Stud–3/4" x 5 3/8"					✓	✓	✓
	54167	54167	(C) Female Coupler–1/4"					✓	✓	✓
	54168	54168	(D) Dust Plug					✓	✓	✓
	1557AA	03170	(F) Punch Sleeve					✓	✓	✓
	20963	20963	(G) Draw stud–3/8" x 4.8"					✓	✓	✓
	15908	15908	(H) Spacer Group (includes 1 ea. of items I, J, and K)					✓	✓	✓
	1924AA	03248	(I) Spacer-Short					✓	✓	✓
	1925AA	03249	(J) Spacer-Medium					✓	✓	✓
	1926AA	06904	(K) Spacer-Long					✓	✓	✓
	34410	34410	(L) Kwik Stepper® Step Bit 1/2"					✓	✓	✓
	1725	31353	(S) Hydraulic Foot Pump (includes 1 ea. – 54167 female coupler and 54168 dust plug)					✓	✓	✓
	37729	37729	(T) High Pressure Hose Unit – 1/4" x 10'; filled with hydraulic oil; (includes the following 2 items)					✓	✓	✓
	54169	54169	Couplers					2	2	2
	54170	54170	Dust Caps					2	2	2
	23955	23955	(U) Steel case					✓	✓	✓
	25094	25094	Tray					✓	✓	✓

RAM AND FOOT PUMP HYDRAULIC DRIVER PARTS IDENTIFICATION
(Match letters above to drawing.)



Quick Draw® Hydraulic Punch Driver and Kits

7706SB
Flex Driver Kit



7806SB
Quick Draw® Kit



7906SB
Quick Draw 90° Kit



The Quick Draw®, Quick Draw 90®, and Quick Draw® Flex feature:

- Compact, lightweight design for portability and fast, easy one-person operation
- Develops 8 tons of hydraulic force for easy punching, even in 10-gauge stainless steel, depending on individual punch capacities
- Quick Draw® is perfect for fast, straight-on front panel punching
- Quick Draw 90®'s right angle driver head rotates over 180 degrees for maximum flexibility in tight working areas
- Quick Draw® Flex allows unlimited driver orientation to simplify access to work area
- Can be used with non-round punches within the capacity of the tool (adapter may be required)
- U.S. Patent #6,772,521
- Knockouts Made in the USA



CAT. NO.	UPC NO.	DESCRIPTION
7704SB	10475	Quick Draw® Flex Driver, 2 Draw Studs, 1 Adapter, 1 Spacer and Case
7706SB	10476	Standard – Quick Draw® Flex Driver, 1/2" through 2" Slug-Buster® Conduit Size Punches and Dies, 2 Draw Studs, 1 Adapter, 1 Spacer and Case
7804SB	34292	Quick Draw® Driver, 2 Draw Studs, 1 Adapter, 1 Spacer and Case
7806SB	34293	Standard – Quick Draw® Driver, 1/2" through 2" Slug-Buster® Conduit Size Punches and Dies, 2 Draw Studs, 1 Adapter, 1 Spacer and Case
7804E	34291	Metric – Quick Draw® Driver, 2 Draw Studs, 1 Adapter, 1 Spacer and Case
7804ESB	35611	Metric – Quick Draw® Driver, Slug-Buster® Pg Punches and Dies 15.2 mm through 30.5 mm, 2 Draw Studs, 1 Adapter, 1 Spacer and Case
7804ISO	35614	Metric – Quick Draw® Driver, Slug-Buster® ISO Punches and Dies 16.2 mm through 40.5 mm, 2 Draw Studs, 1 Adapter, 1 Spacer and Case
7904SB	33794	Quick Draw 90° Driver, 2 Draw Studs, 1 Adapter, 1 Spacer and Case
7906SB	34300	Quick Draw 90° Driver, 1/2" through 2" Slug-Buster® Conduit Size Punches and Dies, Draw Studs, 1 Adapter, 1 Spacer and Case
7904E	34299	Metric – Quick Draw 90° Driver, 2 Draw Studs, 1 Adapter, 1 Spacer and Case
7904ESB	35615	Metric – Quick Draw 90° Driver, Slug-Buster® Pg Punches and Dies 15.2 mm through 30.5 mm, 2 Draw Studs, 1 Adapter, 1 Spacer and Case
7904ISO	35616	Metric – Quick Draw 90° Driver, Slug-Buster® ISO Punches and Dies 16.2 mm through 40.5 mm, 2 Draw Studs, 1 Adapter, 1 Spacer and Case
34983	34983	Plastic Case

See Accessories Usage Chart on page 102

Parts List for Quick Draw®, Quick Draw 90® and Quick Draw® Flex Kits

CAT NO.	UPC NO.	DESCRIPTION	HOLE SIZE				KIT CAT./UPC NO.											
			CONDUIT & PIPE SIZE	ACTUAL			7704SB/	7706SB/	7804E/	7804ESB/	7804ISO/	7804SB/	7806SB/	7904E/	7904ESB/	7904ISO/	7904SB/	7906SB/
				Ø INCH	Ø MM		10475	10476	34291	35611	35614	34292	34293	34299	35615	35616	33794	34300
PUNCHES AND DIES	721-1/2	31756	1/2" Conduit Size Slug-Buster® Punch	1/2"	7/8	0.885	22.5	✓		✓			✓		✓			✓
	14722	14722	1/2" Conduit Size Die					✓		✓			✓		✓			✓
	721-3/4	31757	3/4" Conduit Size Slug-Buster® Punch	3/4"	—	1.115	28.3	✓					✓					✓
	124AV	06972	3/4" Conduit Size Die					✓					✓					✓
	721-1	31758	1" Conduit Size Slug-Buster® Punch	1"	—	1.362	34.6	✓					✓					✓
	126AV	04011	1" Conduit Size Die					✓					✓					✓
	721-1-1/4	31759	1-1/4" Conduit Size Slug-Buster® Punch	1-1/4"	1-11/16	1.701	43.2	✓					✓					✓
	128AV	04013	1-1/4" Conduit Size Die					✓					✓					✓
	721-1-1/2	31760	1-1/2" Conduit Size Slug-Buster® Punch	1-1/2"	1-15/16	1.951	49.6	✓					✓					✓
	440AV	04061	1-1/2" Conduit Size Die					✓					✓					✓
	721-2	31761	2" Conduit Size Slug-Buster® Punch	2"	2-3/8	2.416	61.5	✓					✓					✓
	442AV	04063	2" Conduit Size Die					✓					✓					✓
	31969	31969	Pg-9 Slug-Buster® Punch	—	—	0.598	15.2			✓					✓			
	32002	32002	Pg-9 Die							✓					✓			
	31970	31970	Pg-11 Slug-Buster® Punch	—	—	0.732	18.6			✓					✓			
	32003	32003	Pg-11 Die							✓					✓			
	31971	31971	Pg-13 Slug-Buster® Punch	—	—	0.803	20.4			✓	✓				✓	✓		
	32004	32004	Pg-13 Die							✓	✓				✓	✓		
	31973	31973	Pg-21 Slug-Buster® Punch	3/4"	—	1.115	28.3			✓					✓			
	32006	32006	Pg-21 Die							✓					✓			
	36284	36284	30.5 mm Slug-Buster® Punch	—	1-7/32	1.210	30.5			✓					✓			
	36279	36279	30.5 mm Die							✓					✓			
	35163	35163	ISO-16 Slug-Buster® Punch	—	—	0.638	16.2				✓							
	35162	35162	ISO-16 Die								✓					✓		
	35165	35165	ISO-25 Slug-Buster® Punch	—	1	1.000	25.4				✓							
	35164	35164	ISO-25 Die								✓					✓		
	35169	35169	ISO-32 Slug-Buster® Punch	—	—	1.280	32.5				✓							
	35168	35168	ISO-32 Die								✓					✓		
	35158	35158	ISO-40 Slug-Buster® Punch	—	—	1.595	40.5				✓							
	35159	35159	ISO-40 Die								✓					✓		
	34288	34288	Quick Draw® Hydraulic Punch Driver						✓	✓	✓	✓	✓					
	33786	33786	Quick Draw 90® Hydraulic Punch Driver											✓	✓	✓	✓	✓
DRAW STUDS AND MISC.	10383	10383	Quick Draw® Flex Driver				✓	✓										
	1614SS	30043	Draw Stud - 3/8" x 2-13/16"				✓	✓	✓	✓	✓	✓	✓	✓	✓	✓	✓	✓
	31872	31872	Draw Stud - 3/4" x 4-1/8"				✓	✓	✓	✓	✓	✓	✓	✓	✓	✓	✓	✓
	1924AA	03248	Spacer - Short				✓	✓	✓	✓	✓	✓	✓	✓	✓	✓	✓	✓
	33967	33967	Stud Adapter - 3/8"				✓	✓	✓	✓	✓	✓	✓	✓	✓	✓	✓	✓
	35202	35202	Plastic Case						✓	✓				✓	✓	✓		
	34983	34983	Plastic Case									✓	✓				✓	✓
	10391	10391	Plastic Case				✓	✓										

SLUG-BUSTER® KNOCKOUTS

Slug-Buster® Knockout Kit with Ratchet Wrench



7238SB

- 1" Hex Ratchet Wrench allows use with both 3/8" (9.5 mm) and 3/4" (19.1 mm) draw studs
- High-impact, rugged plastic carrying case
- Knockouts Made in the USA



CAPACITY

MILD STEEL WEIGHT

CAT NO.	UPC NO.	DESCRIPTION	MILD STEEL		WEIGHT	
			GA	MM	LBS	KG
7238SB	34757	1/2" – 2" Conduit Size Slug-Buster® Knockout Punch Kit	10	3.5	10	4.54

7238SB/34757 SLUG-BUSTER® KNOCKOUT PUNCH KIT INCLUDES

CAT NO.	UPC NO.	DESCRIPTION	ACTUAL HOLE SIZE		
			Ø INCH	Ø INCH	Ø MM
34941	34941	Ratchet wrench – 1" Hex			
721-1/2	31756	1/2" Conduit Size Punch	7/8	.885	22.5
14722	14722	1/2" Conduit Size Die	7/8	.885	22.5
721-3/4	31757	3/4" Conduit Size Punch	1-1/8	1.115	28.3
124AV	06972	3/4" Conduit Size Die	1-1/8	1.115	28.3
721-1	31758	1" Conduit Size Punch	1-3/8	1.362	34.6
126AV	04011	1" Conduit Size Die	1-3/8	1.362	34.6
721-1-1/4	31759	1-1/4" Conduit Size Punch	1-11/16	1.701	43.2
128AV	04013	1-1/4" Conduit Size Die	1-11/16	1.701	43.2
721-1-1/2	31760	1-1/2" Conduit Size Punch	1-15/16	1.951	49.6
440AV	04061	1-1/2" Conduit Size Die	1-15/16	1.951	49.6
721-2	31761	2" Conduit Size Punch	2-3/8	2.416	61.5
442AV	04063	2" Conduit Size Die	2-3/8	2.416	61.5
00042	00042	Ball Bearing Draw Stud with 1" Hex Head–3/8" x 1-5/8"			
304AVBB	04042	Ball Bearing Draw Stud–3/4" x 2-15/16"			
34758	34758	Plastic Case			

Slug-Buster® Manual Knockout Sets



7235BB

- Assortment of commonly used Slug-Buster® knockout punches, packaged to meet the contractor's needs
- High-impact, rugged plastic carrying case
- Knockouts Made in the USA



CAPACITY MILD STEEL WEIGHT

CAT NO.	UPC NO.	DESCRIPTION	GA	MM	LBS	KG
7235BB	32013	1/2" - 1-1/4" Conduit Size Manual Slug-Buster® Knockout Punch Kit	10	3.5	2.7	1.2
7237BB	32014	1-1/2" and 2" Conduit Size Manual Slug-Buster® Knockout Punch Kit	10	3.5	5.2	2.4

7235BB/32013 SLUG-BUSTER® KNOCKOUT PUNCH SET INCLUDES

CAT NO.	UPC NO.	DESCRIPTION	HOLE SIZE ACTUAL		
			Ø INCH	Ø MM	
721-1/2	31756	1/2" Conduit Size Punch	7/8	.885	22.5
14722	14722	1/2" Conduit Size Die	7/8	.885	22.5
00042	00042	Draw Stud—3/8" x 1-5/8"			
721-3/4	31757	3/4" Conduit Size Punch	—	1.115	28.3
124AV	06972	3/4" Conduit Size Die	—	1.115	28.3
721-1	31758	1" Conduit Size Punch	—	1.362	34.6
126AV	04011	1" Conduit Size Die	—	1.362	34.6
721-1-1/4	31759	1-1/4" Conduit Size Punch	—	1.701	43.2
128AV	04013	1-1/4" Conduit Size Die	—	1.701	43.2
249AVBB	04040	Draw Stud—3/4" x 2-1/8"			
31880	31880	Plastic Case			

7237BB/32014 SLUG-BUSTER® KNOCKOUT PUNCH SET INCLUDES

CAT NO.	UPC NO.	DESCRIPTION	HOLE SIZE ACTUAL		
			Ø INCH	Ø MM	
721-1-1/2	31760	1-1/2" Conduit Size Punch	—	1.951	49.6
440AV	04061	1-1/2" Conduit Size Die	—	1.951	49.6
721-2	31761	2" Conduit Size Punch	2-3/8	2.416	61.5
442AV	04063	2" Conduit Size Die	2-3/8	2.416	61.5
304AVBB	04042	Draw Stud—3/4" x 2-15/16"			
32012	32012	Plastic Case			



7237BB

Slug-Buster® Knockout Kit with Ratchet Wrench - Metric

36690



- 1" (25.4 mm) hex ratchet wrench allows use with both 3/8" (9.5 mm) and 3/4" (19.1 mm) draw studs
- 3/8" (9.7 mm) Kwik Stepper® step bit included
- High-impact, rugged plastic carrying case
- Knockouts Made in the USA



CAT NO.	UPC NO.	DESCRIPTION	WEIGHT	
			LBS	KG
36690	36690	Pg-9 through Pg-21 and 30.5 mm Manual Slug-Buster® Metric Knockout Punch Kit	4.7	2.1
36691	36691	Pg-9 through Pg-48 and 30.5 mm Manual Slug-Buster® Metric Knockout Punch Kit	9	4.1
36692	36692	ISO-16 through ISO-40 Manual Slug-Buster® Metric Knockout Punch Kit	5.6	2.5
36693	36693	ISO-16 through ISO-63 Manual Slug-Buster® Metric Knockout Punch Kit	9	4.1

	CAT NO.	UPC NO.	DESCRIPTION	HOLE SIZE				KIT CAT./UPC NO.				
				ACTUAL		CAPACITY MILD STEEL		36690	36691	36692	36993	
				IN.	MM	GA	MM					
PUNCHES AND DIES	31969	31969	Pg-9 Slug-Buster® Punch	—	0.598	15.2	14	2.0	✓	✓		
	32002	32002	Pg-9 Die	—			14	2.0	✓	✓		
	31970	31970	Pg-11 Slug-Buster® Punch	—	0.732	18.6	14	2.0	✓	✓		
	32003	32003	Pg-11 Die	—			14	2.0	✓	✓		
	31971	31971	Pg-13 Slug-Buster® Punch	—	0.803	20.4	14	2.0	✓	✓	✓	✓
	32004	32004	Pg-13 Die	—			14	2.0	✓	✓	✓	✓
	721-1/2	31756	Pg-16 Slug-Buster® Punch	7/8	0.885	22.5	10	3.5	✓	✓		
	14722	14722	Pg-16 Die				10	3.5	✓	✓		
	31973	31973	Pg-21 Slug-Buster® Punch	—	1.115	28.3	14	2.0	✓	✓		
	32006	32006	Pg-21 Die	—			14	2.0	✓	✓		
	36284	36284	30.5 mm Slug-Buster® Punch	1-7/32	1.210	30.5	14	2.0	✓	✓		
	36279	36279	30.5 mm Die				14	2.0	✓	✓		
	31975	31975	Pg-29 Slug-Buster® Punch	—	1.457	37.0	10	3.5		✓		
	32008	32008	Pg-29 Die	—			10	3.5		✓		
	31976	31976	Pg-36 Slug-Buster® Punch	—	1.850	47.0	10	3.5		✓		
	32009	32009	Pg-36 Die	—			10	3.5		✓		
	31978	31978	Pg-48 Slug-Buster® Punch	—	2.362	60.0	10	3.5		✓		
	32011	32011	Pg-48 Die	—			10	3.5		✓		
	35163	35163	ISO-16 Slug-Buster® Punch	—	0.638	16.2	14	2.0			✓	✓
	35162	35162	ISO-16 Die	—			14	2.0			✓	✓
	35165	35165	ISO-25 Slug-Buster® Punch	1	1.000	25.4	14	2.0			✓	✓
	35164	35164	ISO-25 Die				14	2.0			✓	✓
	35169	35169	ISO-32 Slug-Buster® Punch	—	1.280	32.5	10	3.5			✓	✓
	35168	35168	ISO-32 Die	—			10	3.5			✓	✓
	35158	35158	ISO-40 Slug-Buster® Punch	—	1.595	40.5	10	3.5			✓	✓
	35159	35159	ISO-40 Die	—			10	3.5			✓	✓
	35160	35160	ISO-50 Slug-Buster® Punch	2	2.000	50.8	10	3.5				✓
	35161	35161	ISO-50 Die				10	3.5				✓
	35167	35167	ISO-63 Slug-Buster® Punch	2-1/2	2.500	63.5	10	3.5				✓
	35166	35166	ISO-63 Die				10	3.5				✓
DRAW STUDS AND MISC.	249AVBB	04040	Draw Stud – 3/4" x 2-1/8"							✓		
	304AVBB	04042	Draw Stud – 3/4" x 2-15/16"						✓		✓	
	36018	36018	Kwik Stepper® Step Bit 9.7mm					✓	✓	✓	✓	
	34941	34941	Ratchet Wrench – 1" Hex					✓	✓	✓	✓	
	00042	00042	Ball Bearing Drive Nut with 1" Hex Head, 3/8" x 3"					✓	✓	✓	✓	
	36685	36685	Plastic Case					✓	✓	✓	✓	

Slug-Buster® Knockout Sets



- Packaged in carton for easy insertion into your existing case
- Replacement punch kits for battery-powered, hydraulic and ratchet drivers
- Knockouts Made in the USA

CAT NO.	UPC NO.	DESCRIPTION	WEIGHT	
			LBS	KG
7216	32017	1/2" - 2" Conduit Size Knockout Punch and Die Kit	5.5	2.5
7214E	32398	Pg-9 through 30.5 mm Slug-Buster® Pg Punch Kit	1.3	.6
7215E	32803	ISO-16 through ISO-40 Slug-Buster® ISO Punch Kit	5.1	2.3
35617	35617	ISO-16 through ISO-40 Slug-Buster® ISO Punch Kit	1.6	.7
06892	06892	ISO-16 through ISO-63 Slug-Buster® ISO Punch Kit	5.5	2.5

CAT NO.	UPC NO.	DESCRIPTION	HOLE SIZE						KIT CAT./UPC NO.				
			CONDUIT & PIPE SIZE	ACTUAL		CAPACITY MILD STEEL		7216	7214E	7215E	35617	06892	
				IN.	MM	GA	MM						
721-1/2	31756	1/2" Conduit Size Punch	1/2"	7/8	0.885	22.5	10	3.5	✓	✓	✓		
14722	14722	1/2" Conduit Size Die					10	3.5	✓	✓	✓		
721-3/4	31757	3/4" Conduit Size Punch	3/4"	—	1.115	28.3	10	3.5	✓				
124AV	06972	3/4" Conduit Size Die					10	3.5	✓				
721-1	31578	1" Conduit Size Punch	1"	—	1.362	34.6	10	3.5	✓			✓	
126AV	04011	1" Conduit Size Die					10	3.5	✓			✓	
721-1-1/4	31759	1-1/4" Conduit Size Punch	1-1/4"	—	1.701	43.2	10	3.5	✓				
128AV	04013	1-1/4" Conduit Size Die					10	3.5	✓				
721-1-1/2	31760	1-1/2" Conduit Size Punch	1-1/2"	—	1.951	49.6	10	3.5	✓				
440AV	04061	1-1/2" Conduit Size Die					10	3.5	✓				
721-2	31761	2" Conduit Size Punch	2"	2-3/8	2.416	61.5	10	3.5	✓				
442AV	04063	2" Conduit Size Die					10	3.5	✓				
31969	31969	Pg-9 Slug-Buster Punch	—	—	0.598	15.2	14	2.0		✓	✓		
32002	32002	Pg-9 Slug-Buster Die	—	—			14	2.0		✓	✓		
31970	31970	Pg-11 Slug-Buster Punch	—	—	0.732	18.6	14	2.0		✓	✓		
32003	32003	Pg-11 Slug-Buster Die	—	—			14	2.0		✓	✓		
31971	31971	Pg-13 Slug-Buster Punch	—	—	0.803	20.4	14	2.0		✓	✓	✓	✓
32004	32004	Pg-13 Slug-Buster Die	—	—			14	2.0		✓	✓	✓	✓
31973	31973	Pg-21 Slug-Buster Punch	—	—	1.115	28.3	14	2.0		✓	✓		
32006	32006	Pg-21 Slug-Buster Die	—	—			14	2.0		✓	✓		
36284	36284	30.5 mm Punch	—	1-7/32	1.210	30.5	14	3.5		✓	✓		
36279	36279	30.5 mm Die	—				14	3.5		✓	✓		
31975	31975	Pg-29 Slug-Buster Punch	—	—	1.457	37.0	10	3.5			✓		
32008	32008	Pg-29 Slug-Buster Die	—	—			10	3.5			✓		
31976	31976	Pg-36 Slug-Buster Punch	—	—	1.850	47.0	10	3.5			✓		
32009	32009	Pg-36 Slug-Buster Die	—	—			10	3.5			✓		
31978	31978	Pg-48 Slug-Buster Punch	—	—	2.362	60.0	10	3.5			✓		
32011	32011	Pg-48 Slug-Buster Die	—	—			10	3.5			✓		
35163	35163	ISO-16 Punch	—	—	0.638	16.2	14	2.0				✓	✓
35162	35162	ISO-16 Die	—	—			14	2.0				✓	✓
35165	35165	ISO-25 Punch	—	1	1.000	25.4	14	2.0				✓	✓
35164	35164	ISO-25 Die	—				14	2.0				✓	✓
35169	35169	ISO-32 Punch	—	—	1.280	32.5	10	3.5				✓	✓
35168	35168	ISO-32 Die	—	—			10	3.5				✓	✓
35158	35158	ISO-40 Punch	—	—	1.595	40.5	10	3.5				✓	✓
35159	35159	ISO-40 Die	—	—			10	3.5				✓	✓
35160	35160	ISO-50 Punch	—	2	2.000	50.8	10	3.5					✓
35161	35161	ISO-50 Die	—				10	3.5					✓
35167	35167	ISO-63 Punch	—	—	2.520	64.0	10	3.5					✓
35166	35166	ISO-63 Die	—	—			10	3.5					✓

SLUG-BUSTER® KNOCKOUTS

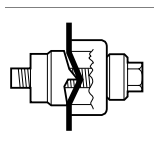
Slug-Buster® Knockout Punches 0.492" to 2.520"



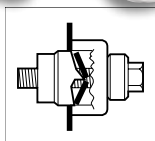
- The contractor's choice – worldwide
- Unique punch profile also splits slugs for easier slug removal
- Use with battery-powered, hydraulic, ratchet or manual drivers
- Uses standard Greenlee dies and draw studs
- Slug-Buster® punches available in sizes up thru 2.52" (64.0 mm)
- Knockouts Made in the USA

SPECIFICATIONS

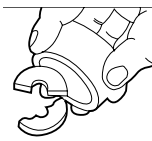
Capacity	Mild steel up through 10 gauge (3.5 mm).
Application	Punch mild steel, aluminum, fiberglass and plastic.
Hole Sizes	Conduit Sizes- Hole size is outside diameter of US conduit sizes. i.e 1/2" conduit actually 7/8"
	Pg Sizes-European standard pipe sizes.
	ISO Sizes- International Standards Organization pipe sizes.
Operation	Battery, hydraulic, ratchet or manual drivers. When used with ratchet, hydraulic or battery drivers, buy the punch and die only; the draw stud is part of the driver kit.



Unique Slug-Buster® punch design creases slug as the punch is drawn into the die.



Slug is split in half as punching operation is completed.



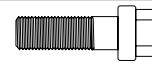
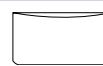
Split slugs fall free from the die and stud.

PUNCH UNIT

◇ Individually packaged in point of purchase clamshell for display opportunities



REPLACEMENT PARTS



PUNCH UNIT INCLUDES PUNCH, DIE AND DRAW STUD		CONDUIT & PIPE	HOLE SIZE ACTUAL	CAPACITY MILD STEEL				REPLACEMENT PUNCH		REPLACEMENT DIE		REPLACEMENT MANUAL DRAW STUD	
CAT. NO.	UPC NO.			Ø INCH	Ø MM	GA.	MM	CAT. NO.	UPC NO.	CAT. NO.	UPC NO.	CAT. NO.	UPC NO.
06727	06727	—	—	0.492	12.5	16	1.5	06728	06728	06729	06729	1675AV	04218
7211EBB-15.2	31989	—	—	0.598	15.2	14	2.0	31969	31969	32002	32002	00042	00042
35177	35177	—	—	0.638	16.2	14	2.0	35163	35163	35162	35162	00042	00042
7211EBB-18.6	31990	—	—	0.732	18.6	14	2.0	31970	31970	32003	32003	00042	00042
12307	12307	—	3/4	—	19.1	14	2.0	12306	12306	12305	12305	00042	00042
7211EBB-20.4	31991	—	—	0.803	20.4	14	2.0	31971	31971	32004	32004	00042	00042
7211BB-1/2	31962	1/2"	7/8	0.885	22.5	10	3.5	721-1/2	31756	14722	14722	00042	00042
◇	◇	1/2"	7/8	0.885	22.5	10	3.5	721-1/2P◇	01980	14722P◇	01992	00042P	06678
12338	12338	—	15/16	—	23.8	14	2.0	12340	12340	12339	12339	00042	00042
35178	35178	—	1	1.000	25.4	14	2.0	35165	35165	35164	35164	00042P	06678
12341	12341	—	1-1/16	—	27	14	2.0	12343	12343	12342	12342	00042	00042
7211BB-3/4	31963	3/4"	—	1.115	28.3	10	3.5	721-3/4	31757	124AV	06972	249AVBB	04040
◇	◇	3/4"	—	1.115	28.3	10	3.5	721-3/4P◇	01981	124AVP◇	01993	249AVBBP◇	01987
7211EBB-28.3	31993	—	—	1.115	28.3	14	2.0	31973	31973	32006	32006	00042	00042
60246	60246	—	1-7/32	1.210	30.5	10	3.5	60237	60237	36278	36278	249AVBB	04040
36508	36508	—	1-7/32	1.210	30.5	14	2.0	36284	36284	36279	36279	00042	00042
12308	12308	—	1-1/4	—	31.8	16	1.5	12309	12309	12310	12310	00042	00042
35179	35179	—	—	1.280	32.5	10	3.5	35169	35169	35168	35168	249AVBB	04040
7211BB-1	31964	1"	—	1.362	34.6	10	3.5	721-1	31758	126AV	04011	249AVBB	04040
◇	◇	1"	—	1.362	34.6	10	3.5	721-1P◇	01982	126AVP◇	01994	249AVBBP◇	01987
7211EBB-37	31995	—	—	1.457	37.0	10	3.5	31975	31975	32008	32008	249AVBB	04040
12313	12313	—	1-1/2	—	38.1	10	3.0	12312	12312	12311	12311	249AVBB	04040
35180	35180	—	—	1.595	40.5	10	3.5	35158	35158	35159	35159	249AVBB	04040
12347	12347	—	1-5/8	—	41.3	10	3.0	12349	12349	12348	12348	249AVBB	04040
7211BB-1-1/4	31965	1-1/4"	—	1.701	43.2	10	3.5	721-1-1/4	31759	128AV	04013	249AVBB	04040
◇	◇	1-1/4"	—	1.701	43.2	10	3.5	721-1-1/4P◇	01983	128AVP◇	01995	249AVBBP◇	01987
12316	12316	—	1-3/4	—	44.5	10	3.0	12315	12315	12314	12314	249AVBB	04040
7211EBB-47	31996	—	—	1.850	47.0	10	3.5	31976	31976	32009	32009	304AVBB	04042
12350	12350	—	1-7/8	—	47.6	10	3.0	12354	12354	12352	12352	304AVBB	04042
7211BB-1-1/2	31966	1-1/2"	—	1.951	49.6	10	3.5	721-1-1/2	31760	440AV	04061	304AVBB	04042
◇	◇	1-1/2"	—	1.951	49.6	10	3.5	721-1-1/2P◇	01984	440AVP◇	01996	304AVBBP◇	01988
35181	35181	—	2	2.000	50.8	10	3.5	35160	35160	35161	35161	304AVBB	04042
36171	36171	—	2-1/8	2.125	54.0	10	3.5	36172	36172	36173	36173	304AVBB	04042
12351	12351	—	2-1/4	—	57.2	10	3.0	12355	12355	12353	12353	304AVBB	04042
7211EBB-60	31998	—	—	2.362	60.0	10	3.5	31978	31978	32011	32011	304AVBB	04042
7211BB-2	31967	2"	2-3/8	2.416	61.5	10	3.5	721-2	31761	442AV	04063	304AVBB	04042
◇	◇	2"	2-3/8	2.416	61.5	10	3.5	721-2P◇	01985	442AVP◇	01997	304AVBBP◇	01988
35182	35182	—	—	2.520	64.0	10	3.5	35167	35167	35166	35166	304AVBB	04042

Slug-Buster SC® (Self-Centering)



- Save time and ensure accuracy! Self-centering punch aligns itself on pilot hole
- No need to draw crosshairs or line up die alignment marks
- Unique punch also splits slugs for easier slug removal
- US Patent No. 6,973,729
- Knockouts Made in the USA



CAT NO.	UPC NO.	DESCRIPTION	WEIGHT	
			LBS.	KG
10800	10800	1/2" to 2" Conduit Size Slug-Buster SC® Knockout Punch Set	4.8	2.2

10800 SLUG-BUSTER SC® KNOCKOUT KIT INCLUDES

CAT NO.	UPC NO.	DESCRIPTION	CONDUIT SIZE	HOLE SIZE
77P-1/2P	11261	1/2" Punch Buster, SC	1/2"	0.885
14722	14722	1/2" Die Rd.	1/2"	0.885
77P-3/4P	11262	3/4" Punch Buster, SC	3/4"	1.115
124AV	06972	3/4" Die Rd.	3/4"	1.115
77P-1P	11263	1" Punch Buster, SC	1"	1.362
126AV	04011	1" Die Rd.	1"	1.362
77P-1-1/4P	11264	1-1/4" Punch Buster, SC	1-1/4"	1.701
128AV	04013	1-1/4" Die Rd.	1-1/4"	1.701
77P-1-1/2P	11265	1-1/2" Punch Buster, SC	1-1/2"	1.951
440AV	04061	1-1/2" Die Rd.	1-1/2"	1.951
77P-2P*	11266	2" Punch Buster, SC	2"	2.416
442AV	04063	2" Die Rd.	2"	2.416



PUNCH UNIT		CONDUIT & PIPE SIZE	HOLE SIZES		PUNCH ONLY		DIE ONLY		STUD ONLY	
CAT NO.	UPC NO.		INCH	MM	CAT NO.	UPC NO.	CAT NO.	UPC NO.	CAT NO.	UPC NO.
77U-1/2	10801	1/2"	.885	22.2	77P-1/2P	11261	14722P	01992	00042	00042
77U-3/4	10802	3/4"	1.115	28.3	77-3/4P	11262	124AVP	01993	249AVBBP	01987
10807	10807	-	1.210	30.5	11357	11357	36278	36278	249AVBB	04040
77U-1	10803	1"	1.362	34.6	77P-1P	11263	126AVP	01994	249AVBBP	01987
77U-1-1/4	10804	1-1/4"	1.701	43.2	77P-1-1/4P	11264	128AVP	01995	249AVBBP	01987
77U-1-1/2	10805	1-1/2"	1.951	49.6	77P-1-1/2P	11265	440AVP	01996	304AVBBP	01988
77U-2	10806	2"	2.416	61.4	77P-2P*	11266	442AVP	01997	304AVBBP	01988

STANDARD HYDRAULIC KNOCKOUT PUNCH KITS

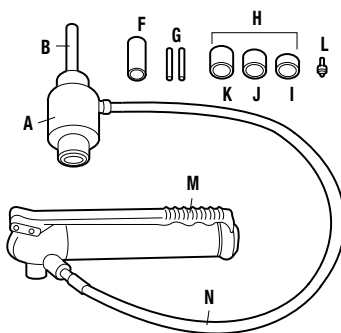
Standard Round Manual Industrial Punch Kit














- Fast, easy and simple to operate
- Compact design for field use on construction sites and maintenance jobs
- Punches 10 times faster than wrench method
- Will also drive 751 Cable Cutter head
- Can be used with most standard round Slug-Buster® and Slug Splitter® SC punches (except 1/2", 9/16", 5/8")
- Can be used with non-round punches (adapter may be required)
- 3-foot hose
- Powerful 11-ton hydraulic ram

CAT NO.	UPC NO.	DESCRIPTION	WEIGHT	
			LBS	KG
7306	15909	Driver, Hand Pump, Standard Punches, Dies and Draw Studs for 1/2" through 2" Conduit, Plastic Case	24	10.9
7310	15910	Driver, Hand Pump, Standard Punches, Dies and Draw Studs and Spacers for 1/2" through 4" Conduit, Plastic Case	54	24.5
7646PG-SB	27433	Metric – Driver, Hand Pump, Standard Pg Punches, Dies and Draw Studs and Spacers for 15.2 mm through 60.0 mm, Plastic Case	24	10.9
7304	02815	Standard Punch and Die Kit (no draw studs) for 2-1/2" through 4" Conduit, Plastic Case	21	9.5
38456	38456	Driver, Hand Pump, Standard Punches, Dies and Draw Studs and Spacers for 1/2" through 3" and 4" Conduit, Plastic Case	48.4	22

See Accessories Usage Chart on page 102



RAM AND HAND PUMP HYDRAULIC DRIVER PARTS IDENTIFICATION

KEY	CAT. NO.	UPC NO.	DESCRIPTION	
	A	746	17091	Ram (includes Item B)
	B	2113B	10109	Draw Stud—3/4" x 5 3/8"
	F	1557AA	03170	Punch Sleeve
	G	20963	20963	Draw Stud—3/8" x 4.8"
	H	15908	15908	Spacer Group (includes Items I, J and K)
	I	1924AA	03248	Spacer-Short
	J	1925AA	03249	Spacer-Medium
	K	1926AA	06904	Spacer-Long
	L	34410	34410	Kwik Stepper® Step Bit 1/2"
	M	767	13284	Hydraulic Hand Pump
	N	06302	06302	High Pressure Hose—1/4" x 3'

Ram and Hand Pump Kits Parts List

	CAT NO.	UPC NO.	DESCRIPTION	HOLE SIZE				KIT CAT. NO.				
				CONDUIT & PIPE SIZE	ACTUAL			7646/	7306	7310	76346PG	38456
					Ø IN	Ø MM						
PUNCHES AND DIES	721-1/2	31756	1/2" Conduit Size Slug-Buster® Punch	1/2"	7/8	0.885	22.5		✓	✓		✓
	14722	14722	1/2" Conduit Size Die						✓	✓		✓
	123AV	04008	3/4" Conduit Size Punch	3/4"	1-1/8	1.115	28.3		✓	✓	✓	✓
	124AV	06972	3/4" Conduit Size Die						✓	✓	✓	✓
	125AV	04010	1" Conduit Size Punch	1"	1-3/8	1.362	34.6		✓	✓		✓
	126AV	04011	1" Conduit Size Die						✓	✓		✓
	127AV	06974	1-1/4" Conduit Size Slug-Buster® Punch	1-1/4"	1-11/16	1.701	43.2		✓	✓		✓
	128AV	04013	1-1/4" Conduit Size Die						✓	✓		✓
	439AV	06978	1-1/2" Conduit Size Punch	1-1/2"	1-15/16	1.951	49.6		✓	✓		✓
	440AV	04061	1-1/2" Conduit Size Die						✓	✓		✓
	441AV	04062	2" Conduit Size Punch	2"	2-3/8	2.416	61.5		✓	✓		✓
	442AV	04063	2" Conduit Size Die						✓	✓		✓
	1429AV	04175	2-1/2" Conduit Size Punch	2-1/2"	2-7/8	2.914	74.0			✓		✓
	1430AV	04177	2-1/2" Conduit Size Die							✓		✓
	1431AV	04180	3" Conduit Size Punch	3"	3-1/2	3.539	89.9			✓		✓
	1432AV	04183	3" Conduit Size Die							✓		✓
	2982AV	04653	3-1/2" Conduit Size Punch	3-1/2"	4	4.044	102.7			✓		
	2981AV	04652	3-1/2" Conduit Size Die							✓		
	2984AV	04655	4" Conduit Size Punch	4"	4-1/2	4.544	115.4			✓		✓
	2983AV	04654	4" Conduit Size Die							✓		✓
	21316	21316	Pg-9 Slug-Buster® Punch	—	—	0.598	15.2				✓	
	32002	32002	Pg-9 Die	—	—						✓	
	17700	17700	Pg-11 Slug-Buster® Punch	—	—	0.732	18.6				✓	
	32003	32003	Pg-11 Die	—	—						✓	
	17697	17697	Pg-13 Slug-Buster® Punch	—	—	0.803	20.4				✓	
	32004	32004	Pg-13 Die	—	—						✓	
	36882	36882	Pg-21 Slug-Buster® Punch	3/4"	—	1.115	28.3				✓	
	32006	32006	Pg-21 Die								✓	
	36282	36282	30.5 mm Punch	—	1-7/32	1.210	30.5				✓	
	36279	36279	30.5 mm Die	—							✓	
	18331	18331	Pg-29 Slug-Buster® Punch	—	—	1.457	37.0				✓	
	32008	32008	Pg-29 Die	—	—						✓	
	17687	17687	Pg-36 Slug-Buster® Punch	—	—	1.850	47.0				✓	
	32009	32009	Pg-36 Die	—	—						✓	
	17690	17690	Pg-48 Slug-Buster® Punch	—	—	2.362	60.0				✓	
	32011	32011	Pg-48 Die	—	—						✓	
DRAW STUDS AND MISC.	746	17091	Ram (includes following item)					✓	✓	✓	✓	✓
	2113B	10109	Draw Stud-3/4" x 5 3/8"					✓	✓	✓	✓	✓
	1557AA	03170	Punch Sleeve					✓	✓	✓	✓	✓
	20963	20963	Draw stud-3/8" x 4.8"					✓	✓	✓	✓	✓
	15908	15908	Spacer Group (includes 1 ea. of following 3 items)					✓	✓	✓	✓	✓
	1924AA	03248	Spacer-Short					✓	✓	✓	✓	✓
	1925AA	03249	Spacer-Medium					✓	✓	✓	✓	✓
	1926AA	06904	Spacer-Long					✓	✓	✓	✓	✓
	34410	34410	Kwik Stepper® Step Bit 1/2"					✓	✓	✓	✓	✓
	767	13284	Hydraulic Hand Pump					✓	✓	✓	✓	✓
	06302	06302	High Pressure Hose – 1/4" x 3'					✓	✓	✓	✓	
	30206	30206	Plastic Case					✓	✓		✓	
	05387	05387	Plastic Case							✓		✓

STANDARD KNOCKOUT PUNCH SETS

Standard Round Manual Knockout Punch Kits

- Assortment of commonly used round standard knockout punches, packaged to meet the contractor's needs
- High-impact, rugged plastic carrying case
- Knockouts Made in the USA



737BB

Wrenches Sold Separately
for kits 737BB, 735BB and 7304BB



735BB



7304 For 11 Ton
Hydraulic Drivers

			CAPACITY			
			MILD STEEL		WEIGHT	
CAT NO.	UPC NO.	DESCRIPTION	GA	MM	LBS	KG
735BB	19973	1/2" - 1-1/4" Conduit Size Knockout Punch Kit (Manual Round Standard)	10	3.5	2.5	1.1
737BB	19974	1-1/2" - 2" Conduit Size Knockout Punch Kit (Manual Round Standard)	10	3.5	4.4	2.0
7304	02815	Standard Punches and Dies (no draw studs) for 2-1/2" through 4" Conduit, in Plastic Case	10	3.5	21	9.5

735BB/19973 KNOCKOUT PUNCH KIT INCLUDES

			HOLE SIZE		
			ACTUAL		
CAT NO.	UPC NO.	DESCRIPTION	Ø INCH		Ø MM
721-1/2	31756	1/2" Conduit Size Slug-Buster® Punch	7/8	0.885	22.5
14722	14722	1/2" Conduit Size Die	7/8	0.885	22.5
00042	00042	3/8" x 1-9/16" Draw Stud			
123AV	04008	3/4" Conduit Size Punch	—	1.115	28.3
124AV	06972	3/4" Conduit Size Die	—	1.115	28.3
125AV	04010	1" Conduit Size Punch	—	1.362	34.6
126AV	04011	1" Conduit Size Die	—	1.362	34.6
127AV	06974	1-1/4" Conduit Size Punch	1-11/16	1.701	43.2
128AV	04013	1-1/4" Conduit Size Die	1-11/16	1.701	43.2
249AVBB	04040	3/4" x 2-1/8" Draw Stud			
31880	31880	Plastic Case			

737BB/19974 KNOCKOUT PUNCH KIT INCLUDES

			HOLE SIZE		
			ACTUAL		
CAT NO.	UPC NO.	DESCRIPTION	Ø INCH		Ø MM
439AV	06978	1-1/2" Conduit Size Punch	1-15/16	1.951	49.6
440AV	04061	1-1/2" Conduit Size Die	1-15/16	1.951	49.6
441AV	04062	2" Conduit Size Punch	2-3/8	2.416	61.5
442AV	04063	2" Conduit Size Die	2-3/8	2.416	61.5
304AVBB	04042	3/4" x 2-15/16" Draw Stud			
32012	32012	Plastic Case			

7304/02815 KNOCKOUT PUNCH KIT INCLUDES

			HOLE SIZE		
			ACTUAL		
CAT NO.	UPC NO.	DESCRIPTION	Ø INCH		Ø MM
1429AV	04175	2-1/2" Conduit Size Punch	2-7/8	2.914	74.0
1430AV	04177	2-1/2" Conduit Size Die	2-7/8	2.914	74.0
1431AV	04180	3" Conduit Size Punch	3-1/2	3.539	89.9
1432AV	04183	3" Conduit Size Die	3-1/2	3.539	89.9
2982AV	04653	3-1/2" Conduit Size Punch	4	4.044	102.7
2981AV	04652	3-1/2" Conduit Size Die	4	4.044	102.7
2984AV	04655	4" Conduit Size Punch	4-1/2	4.544	115.4
2983AV	04654	4" Conduit Size Die	4-1/2	4.544	115.4
30236	30236	Plastic Case			

NOTE: See Standard Round Knockout Punches on pages 91-92 for listing of individual punch units, punches, dies and draw studs.

Standard Round Manual Industrial Punch Set



- Includes most popular sizes for industrial applications
- Time-saving tool for maintenance, repair and operation applications
- Convenient steel carrying case
- Ball bearing drive screw for easy manual operation or use with ratchet and hydraulic drivers
- Knockouts Made in the USA



SPECIFICATIONS

Capacity	1-1/4" Punch - 16 gauge (1.5 mm) mild steel.
	3/4", 1", and 1-1/8" Punches - 14 gauge (2.0 mm) mild steel.
	7/8" and 1-1/2" Punches 10 gauge (3.5 mm) mild steel.
Operation	Manual - Wrench not included.

CAT NO.	UPC NO.	DESCRIPTION
39860	39860	3/4" - 1-1/2" Hole Size Manual Industrial Punch Set

39860 MANUAL INDUSTRIAL KNOCKOUT PUNCH KIT INCLUDES

CAT NO.	UPC NO.	DESCRIPTION	HOLE SIZE		
			ACTUAL		
			Ø INCH	Ø MM	
113AV	03998	3/4" Punch	3/4	0.750	19.1
114AV	03999	3/4" Die	3/4	0.750	19.1
121AV	04006	7/8" Punch	7/8	0.885	22.5
14722	14722	7/8" Die	7/8	0.885	22.5
87AV	03986	1" Punch	1	1.000	25.4
35164	35164	1" Die	1	1.000	25.4
91AV	03990	1-1/8" Punch	1-1/8	1.125	28.6
92AV	03991	1-1/8" Die	1-1/8	1.125	28.6
117AV	04002	1-1/4" Punch	1-1/4	1.250	31.8
118AV	04003	1-1/4" Die	1-1/4	1.250	31.8
3207AV	04736	1-1/2" Punch	1-1/2	1.500	38.1
3208AV	07044	1-1/2" Die	1-1/2	1.500	38.1
00042	00042	3/8" BB Draw Stud			
249AVBB	04040	3/4" BB Draw Stud			
19193	19193	Steel Storage Box			

Standard Round Manual Knockout Punch Kits - Metric



- 1" (25.4 mm) Hex ratchet wrench allows use with both 3/8" (9.5 mm) and 3/4" (19.1 mm) draw studs
- 12.7 mm Kwik Stepper® step bit included
- Plastic carrying case included
- Knockouts Made in the USA



SPECIFICATIONS

Operation			Manual - Ratchet wrench included		WEIGHT	
CAT NO.	UPC NO.	DESCRIPTION	LBS	KG		
36687	36687	Pg-9 through Pg-48 Manual Round Standard Knockout Punch Kit	8.8	4		
36688	36688	ISO-16 through ISO-40 Manual Round Standard Knockout Punch Kit	5.2	2.3		
7309E	32804	Pg-9 through Pg-48 Standard Knockout Pg. Punch Kit. Replacement Kit Packaged in Carton Without Plastic Case.	8.8	4		

	CAT NO.	UPC NO.	DESCRIPTION	HOLE SIZE		CAPACITY MILD STEEL		KIT CAT./UPC NO.		
				ACTUAL				36687	36688	7309E/ 32804
				Ø INCH	Ø MM	GA	MM			
PUNCHES AND DIES	21316	21316	Pg-9 Punch	—		14	2.0			✓
	31969	31969	Pg-9 Slug-Buster® Punch	—	.598	14	2.0	✓		
	32002	32002	Pg-9 Die	—		14	2.0	✓		✓
	17700	17700	Pg-11 Punch	—		14	2.0	✓		✓
	32003	32003	Pg-11 Die	—	0.732	14	2.0	✓		✓
	17697	17697	Pg-13 Punch	—		14	2.0	✓	✓	✓
	32004	32004	Pg-13 Die	—	0.803	14	2.0	✓	✓	✓
	121AV	04006	Pg-16 Punch			10	3.5	✓		✓
	14722	14722	Pg-16 Die	7/8	0.885	10	3.5	✓		✓
	36882	36882	Pg-21 Punch	—		10	3.5	✓		✓
	32006	32006	Pg-21 Die	—	1.115	10	3.5	✓		✓
	36282	36282	30.5 mm Punch			16	1.5	✓		✓
	36279	36279	30.5 mm Die	1-7/32	1.210	16	1.5	✓		✓
	18331	18331	Pg-29 Punch	—		10	3.5	✓		✓
	32008	32008	Pg-29 Die	—	1.457	10	3.5	✓		✓
	17687	17687	Pg-36 Punch	—		10	3.5	✓		✓
	32009	32009	Pg-36 Die	—	1.850	10	3.5	✓		✓
	17690	17690	Pg-48 Punch	—		10	3.5	✓		✓
	32011	32011	Pg-48 Die	—	2.362	10	3.5	✓		✓
	35193	35193	ISO-16 Punch	—		14	2.0		✓	
	35162	35162	ISO-16 Die	—	0.638	14	2.0		✓	
	87AV	03986	ISO-25 Punch			14	2.0		✓	
	35164	35164	ISO-25 Die	1	1.000	14	2.0		✓	
	24459	24459	ISO-32 Punch	—		10	3.5		✓	
	35168	35168	ISO-32 Die	—	1.280	10	3.5		✓	
	24462	24462	ISO-40 Punch	—		10	3.5		✓	
	35159	35159	ISO-40 Die	—	1.595	10	3.5		✓	
	1756AV	04232	ISO-50 Punch			10	3.5			
	35161	35161	ISO-50 Die	2	2.000	10	3.5			
	1758AV	04234	ISO-63 Punch			10	3.5			
	1757AV	04233	ISO-63 Die	2-1/2	2.500	10	3.5			
DRAW STUDS AND MISC.	249AVBB	04040	Draw Stud - 3/4" x 2-1/8"						✓	
	304AVBB	04042	Draw Stud - 3/4" x 2-15/16"					✓		
	34941	34941	Ratchet Wrench -1" Hex					✓	✓	
	34410	34410	Kwik Stepper Step Bit 1-2" (12.7 mm)					✓	✓	
	00042	00042	Ball Bearing Draw Stud with 1" Hex Head, 3/8" x 1-5/8"					✓	✓	
	36685	36685	Plastic Case					✓	✓	

STANDARD KNOCKOUT PUNCHES

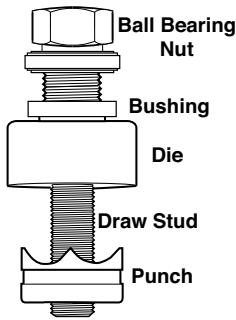
Standard Round Knockout Punches 0.5" to 6" Conduit and Pipe




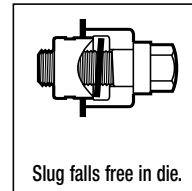
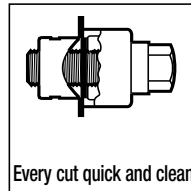
- Round standard metal punch units are complete units consisting of punch, die and draw stud
- Use with battery-powered, hydraulic, ratchet or manual drivers
- Properly assembled through pilot holes, they will make clean, fast and accurate holes
- Knockouts Made in the USA

SPECIFICATIONS

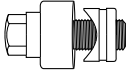

Capacity	Mild steel up through 10 gauge (3.5 mm).
Application	Punch mild steel, aluminum, fiberglass and plastic.
Hole Sizes	Conduit Sizes - Hole size is outside diameter of US conduit sizes. Example: 1/2" conduit size punch actually makes a 7/8" hole. Pg Sizes - European standard pipe sizes. ISO Sizes - International Standards Organization pipe sizes.
Operation	Operate with battery-powered, hydraulic, ratchet or manual drivers. When used with battery-powered, hydraulic, or ratchet drivers buy the punch and die only; the draw stud is part of the driver kit.



CAT NO.	UPC NO.	DESCRIPTION
3037AV	04686	Bushing for 3-1/2" (conduit hole size) and larger punches with manual operation




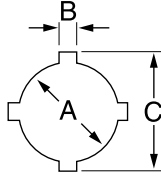
Standard Round Knockout Punches

PUNCH UNIT								REPLACEMENT PARTS							
															
PUNCH KIT-INCLUDES PUNCH, DIE & DRAW STUD		CONDUIT & PIPE SIZE	HOLE SIZE		CAPACITY			REPLACEMENT PUNCH		REPLACEMENT DIE		REPLACEMENT DRAW STUD		REPLACEMENT BALL BEARING NUT	
CAT NO.	UPC NO.		ACTUAL		MILD STEEL			CAT. NO.	UPC NO.	CAT. NO.	UPC NO.	CAT. NO.	UPC NO.	CAT. NO.	UPC NO.
			Ø INCH	Ø MM	GA	MM									
730-1/2	02408	—	1/2	0.500	12.7	16	1.5	1760AV	06996	1759AV	04235	1675AV	04218	—	—
730-9/16	02433	—	9/16	0.563	14.3	16	1.5	1754AV	04230	1753AV	04229	1675AV	04218	—	—
21115	21115	—	—	0.598	15.2	14	2.0	21316	21316	32002	32002	00042	00042	—	—
730-5/8	02409	—	5/8	0.625	15.9	16	1.5	1742AV	04223	1743AV	04224	1675AV	04218	—	—
35192	35192	—	—	0.638	16.2	14	2.0	35193	35193	35162	35162	00042	00042	—	—
730BB-11/16	25340	—	11/16	0.688	17.5	14	2.0	1752AV	04228	1751AV	04227	00042	00042	—	—
730EBB-18.6	18886	—	—	0.732	18.6	14	2.0	17700	17700	32003	32003	00042	00042	—	—
730BB-3/4	20667	—	3/4	0.750	19.1	14	2.0	113AV	03998	12305	12305	00042	00042	—	—
730EBB - 20.4	18887	—	—	0.803	20.4	14	2.0	17697	17697	32004	32004	00042	00042	—	—
730BB-13/16	20668	—	13/16	0.812	20.6	14	2.0	1745AV	04226	1744AV	04225	00042	00042	—	—
71BB	22563	1/2"	7/8	0.885	22.5	10	3.5	121AV	04006	14722	14722	00042	00042	—	—
730BB-15/16	25341	—	15/16	0.937	23.8	14	2.0	1762AV	04238	1761AV	04237	00042	00042	—	—
730BB-1	20670	—	1	1.00	25.4	14	2.0	87AV	03986	35164	35164	00042	00042	—	—
730BB-1-1/16	25342	—	1-1/16	1.063	27.0	14	2.0	1763AV	04240	1764AV	04242	00042	00042	—	—
72BB	22564	3/4"	—	1.115	28.3	10	3.5	123AV	04008	124AV	06972	249AVBB	04040	—	—
36910	36910	3/4"	—	1.115	28.3	14	2.0	36882	36882	32006	32006	00042	00042	—	—
730BB-1-1/8	20671	—	1-1/8	1.125	28.6	14	2.0	91AV	03990	92AV	03991	00042	00042	—	—
36506	36506	—	1-7/32	1.210	30.5	16	1.5	36282	36282	36279	36279	00042	00042	—	—
730BB-1-1/4	20673	—	1-1/4	1.250	31.8	16	1.5	117AV	04002	12310	12310	00042	00042	—	—
24476	24476	—	—	1.280	32.5	10	3.5	24459	24459	35168	35168	249AVBB	04040	—	—
730BB-1-5/16	25344	—	1-5/16	1.313	33.4	16	3.5	1747AV	06587	1746AV	06586	00042	00042	—	—
73BB	22565	1"	—	1.362	34.6	10	3.5	125AV	04010	126AV	04011	249AVBB	04040	—	—
730BB-1-3/8	25427	—	1-3/8	1.375	34.9	10	3.5	3205AV	04734	3206AV	04735	249AVBB	04040	—	—
730EBB-37	18890	—	—	1.457	37.0	10	3.5	18331	18331	32008	32008	249AVBB	04040	—	—
730BB-1-1/2	25428	—	1-1/2	1.500	38.1	10	3.5	3207AV	04736	3208AV	07044	249AVBB	04040	—	—
24477	24477	—	—	1.595	40.5	10	3.5	24462	24462	35159	35159	249AVBB	04040	—	—
730BB-1-5/8	25349	—	1-5/8	1.625	41.3	10	3.5	1794AV	04251	1793AV	04250	249AVBB	04040	—	—
74BB	22566	1-1/4"	1-11/16	1.701	43.2	10	3.5	127AV	06974	128AV	04013	249AVBB	04040	—	—
730BB-1-3/4	25350	—	1-3/4	1.750	44.5	10	3.5	1816AV	04257	1815AV	04256	249AVBB	04040	—	—
730EBB-47	18891	—	—	1.850	47.0	10	3.5	17687	17687	32009	32009	304AVBB	04042	—	—
730BB-1-7/8	25351	—	1-7/8	1.875	47.6	10	3.5	1791AV	04248	1792AV	04249	304AVBB	04042	—	—
75BB	22567	1-1/2"	1-15/16	1.951	49.6	10	3.5	439AV	06978	440AV	04061	304AVBB	04042	—	—
730BB-2	20676	—	2	2.000	50.8	10	3.5	1756AV	04232	35161	35161	304AVBB	04042	—	—
730BB-2-1/8	20678	—	2-1/8	2.125	54.0	10	3.5	1783AV	04245	36173	36173	304AVBB	04042	—	—
730BB-2-1/4	25360	—	2-1/4	2.250	57.2	10	3.5	437AV	04058	438AV	04059	304AVBB	04042	—	—
730EBB-60	18892	—	—	2.362	60.0	10	3.5	17690	17690	32011	32011	304AVBB	04042	—	—
76BB	22568	2"	2-3/8	2.416	61.5	10	3.5	441AV	04062	442AV	04063	304AVBB	04042	—	—
730BB-2-1/2	20679	—	2-1/2	2.500	63.5	10	3.5	1758AV	04234	1757AV	04233	1434AV	04188	1433AVBB	04187
730PBB-2-5/8	21214	—	2-5/8	2.625	66.7	10	3.5	1795AV	04252	1796AV	06997	1434AV	04188	1433AVBB	04187
730BB-2-3/4	25361	—	2-3/4	2.750	69.9	10	3.5	1790AV	04247	1789AV	04246	304AVBB	04042	—	—
730MBB	25383	—	—	2.781	70.6	10	3.5	730-101A	02445	730-100A	02443	1434AV	04188	1433AVBB	04187
738BB	19975	2-1/2"	2-7/8	2.914	74.0	10	3.5	1429AV	04175	1430AV	04177	1434AV	04188	1433AVBB	04187
730BB-3	25372	—	3	3.000	76.2	10	3.5	1821AV	04259	1820AV	04258	1434AV	04188	1433AVBB	04187
730TBB	25403	—	3-1/8	3.125	79.4	10	3.5	1798AV	06363	1797AV	06362	1434AV	04188	1433AVBB	04187
730EBB-82	18635	—	—	3.228	82.0	10	3.5	18905	18905	18906	18906	1434AV	04188	1433AVBB	04187
739BB	19976	3"	3-1/2	3.539	89.9	10	3.5	1431AV	04180	1432AV	04183	1434AV	04188	1433AVBB	04187
730PBB-3-3/4	21216	—	3-3/4	3.750	95.3	10	3.5	4640AV	05265	4641AV	05266	3026AV	04679	3036AVBB	04685
741BB*	19977	3-1/2"	4	4.011	102.7	10	3.5	2982AV	04653	2981AV	04652	3026AV	04679	3036AVBB	04685
742BB*	19978	4"	4-1/2	4.544	115.4	10	3.5	2984AV	04655	2983AV	04654	3026AV	04679	3036AVBB	04685
730EBB-120*	21519	—	—	4.724	120.0	10	3.5	21489	21489	21491	21491	3026AV	04679	3036AVBB	04685
743BB*	19980	5"	5-5/8	5.675	144.1	10	3.5	5135AV	05447	5136AV	05448	3026AV	04679	3036AVBB	04685
744BB	50005	6"	6-5/8	6.375	161.9	10	3.5	5137AV	50008	5138AV	50006	3026AV	04679	3036AVBB	04685

SPECIAL APPLICATION PUNCHES

Oiltight Punches with Notches

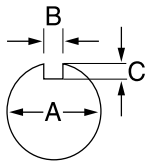
Other oiltight sizes without notches available in standard, Slug-Buster® and Slug Splitter® designs.



HOLE SIZE						MAXIMUM CAPACITY MILD STEEL		OPERATION TYPE	CAT./UPC NO						MINIMUM PILOT HOLE		WEIGHT		OPTIONAL ADAPTER FOR HYDRAULIC DRIVERS
									PUNCH UNIT (INCLUDES PUNCH, DIE DRAW STUD AND NUTS)		PUNCH	DIE	DRAW STUD	BB DRIVE NUT					
INCH	MM			GA	MM														
.875	.125	1.000	22.5	3.2	25.4	14	2.0	Hand/Hydr.	60238	60239	60250	60117	60165	60258	.625	15.9	2.1	.95	60167⌀
1.210	.190	1.380	30.5	4.8	36.0	10	3.5	Hand/Hydr.	60242	60243	60249	60117	60165	60258	.625	15.9	2.7	1.2	60167⌀

For maximum draw stud life, Greenlee recommends the use of battery or hydraulic drivers.


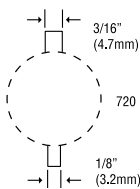
Key Punches



HOLE SIZE						MAXIMUM CAPACITY MILD STEEL		OPERATION	CAT./UPC NO						MINIMUM PILOT HOLE		WEIGHT		OPTIONAL ADAPTER FOR HYDRAULIC	
									PUNCH UNIT (INCLUDES PUNCH, DIE, DRAW STUD											
INCH			MM										DRAW	DRIVE	COUNTER					
A	B	C	A	B	C	GA	MM	TYPE	AND NUTS)	PUNCH	DIE	STUD	NUT	NUT	INCH	MM	LBS	KG	DRIVERS	
0.481	0.055	.030	12.2	1.4	.8	16	1.5	Hand/Hydr.	60101	60102	60103	60115	60120	05244	.375	9.5	.88	.4	60114◇	
1.171	0.123	.097	29.7	3.1	2.5	14	2.0	Hand/Hydr.	60104	60105	60106	60166	60165	60258	.875	23.8	2.3	1.0	60167◇	
1.265	0.156	.097	32.1	4.0	2.5	14	2.0	Hand/Hydr.	60107	60108	60109	60166	60165	60258	.875	23.8	2.4	1.1	60167◇	
1.328	0.102	.097	33.7	2.6	2.5	14	2.0	Hand/Hydr.	60110			60166	60165	60258	.875	23.8	2.4	1.1	60167◇	

For use with any Greenlee Hydraulic Driver or Battery-Powered Driver. For maximum draw stud life, Greenlee recommends the use of battery or hydraulic drivers.

720 Keyway Punch



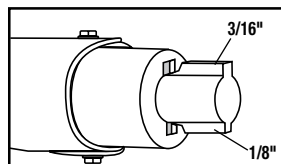
NOTE: Not for Stainless Steel

- Eliminates time-consuming hand sawing and filing when making keyways for push-button switches
- Use as a nibbler to make wider or deeper keyways
- Punches 1/8" (3.2 mm) or 3/16" (4.8 mm) keyways for 7/8" (22.5 mm) or 1-7/32" (30.5 mm) push-button holes
- Canadian Patent No. 1,172,435

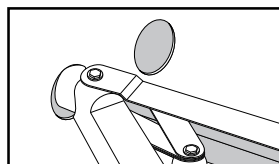
SPECIFICATIONS

Operation Manual
Capacity 10 gauge (3.5 mm) mild steel

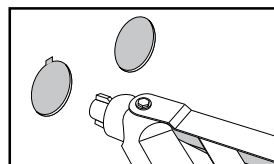
CAT NO.	UPC NO.	DESCRIPTION	WEIGHT	
			LBS	KG
720	26534	Keyway Punch	2.8	1.27
R 26534	26536	Punch		
R 26538	26538	Die		



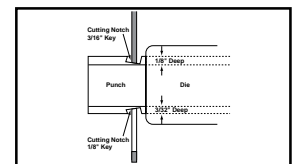
1. Locate proper cutting notch on the cutting head.



2. Place cutting notch inside edge of hole and cut keyway.

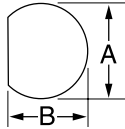


3. Withdraw the punch.



4. Use as a nibbler to make wider or deeper keyways.

"D" Punches



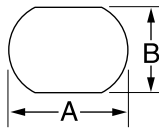
HOLE SIZE				MAXIMUM CAPACITY MILD STEEL		OPERATION	CAT./UPC NO						MINIMUM PILOT HOLE		WEIGHT		OPTIONAL ADAPTER FOR HYDRAULIC DRIVERS
							PUNCH UNIT (INCLUDES PUNCH, DIE, DRAW STUD AND NUTS)				BB DRIVE NUT	COUNTER NUT					
INCH		MM		GA	MM	TYPE	PUNCH	DIE	DRAW STUD	BB DRIVE NUT	COUNTER NUT	INCH	MM	LBS	KG		
0.500	0.469	12.7	11.9	16	2.0	Hand/Hydr.	60077	60078	60079	60115	60120	05244	.375	9.5	.9	.41	60114◇
0.625	0.594	15.9	15.1	14	2.0	Hand/Hydr.	61080**			34421	34733	04638	.500	12.7	1.1	.50	33967◇
0.750	0.703	19.1	19.1	14	2.0	Hand/Hydr.	61083**			34421	34733	04638	.500	12.7	1.2	.50	33967◇

◇ For use with any Greenlee Hydraulic Driver or Battery-Powered Driver

For maximum draw stud life, Greenlee recommends the use of battery or hydraulic drivers

** Sold as Unit only

Double "D" Punches




HOLE SIZE				MAXIMUM CAPACITY MILD STEEL		OPERATION	CAT./UPC NO					MINIMUM PILOT HOLE		WEIGHT		OPTIONAL ADAPTER FOR HYDRAULIC DRIVERS
							PUNCH UNIT (INCLUDES PUNCH, DIE, DRAW STUD AND NUTS)	DRAW STUD	BB DRIVE NUT	COUNTER NUT						
INCH		MM		GA	MM	TYPE					INCH	MM	LBS	KG		
0.769	0.642	19.5	16.3	14	2.0	Hand/Hydr.	61086**	34421	34733	04638	.500	12.7	1.1	.50	33967	
0.795	0.697	20.2	17.6	14	2.0	Hand/Hydr.	61089**	34421	34733	04638	.500	12.7	1.1	.50	33967	
0.913	0.756	23.2	19.2	14	2.0	Hand/Hydr.	61092**	34421	34733	04638	.500	12.7	1.2	.54	33967	
0.913	0.795	23.2	20.2	14	2.0	Hand/Hydr.	61095**	34421	34733	04638	.500	12.7	2	.9	33967	
1.375	1.125	34.9	28.6	14	2.0	Hand/Hydr.	60098**	60166	60165	60258	.875	23.8	2.5	1.1	60167	

◇ For use with any Greenlee Hydraulic Driver or Battery-Powered Driver

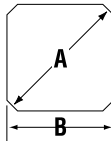
For maximum draw stud life, Greenlee recommends the use of battery or hydraulic drivers

** Sold as Unit only

Square and Special Square Punches



Square



Special Square



HOLE SIZE					MAXIMUM CAPACITY MILD STEEL		OPERATION	CAT./UPC NO						MINIMUM PILOT HOLE		WEIGHT		OPTIONAL ADAPTER FOR HYDRAULIC
								PUNCH UNIT (INCLUDES PUNCH, DIE, DRAW STUD AND NUTS)		PUNCH	DIE	DRAW STUD	BB DRIVE NUT					
INCH	MM		GA	MM	TYPE											INCH	MM	LBS
1/2"	0.500 x 0.500	12.7 x 12.7	16	1.5	◇Hand/Hydr.	60001			60115	60120	05244	.375	9.5	1.1	.50	60114◇		
5/8"	0.625 x 0.625	15.9 x 15.9	14	2.0	◇Hand/Hydr.	61004			34421	34733	04638	.500	12.7	1.5	.68	33967◇		
3/4"	0.750 x 0.750	19.1 x 19.1	14	2.0	◇Hand/Hydr.	61007**			34421	34733	04638	.500	12.7	1.5	.68	33967◇		
7/8"	0.882 x 0.882	22.4 x 22.4	14	2.0	◇Hand/Hydr.	61010**			34421	34733	04638	.500	12.7	1.8	.82	33967◇		
1"	0.945 x 0.945	24.0 x 24.0	14	2.0	◇Hand/Hydr.	61013**			34421	34733	04638	.500	12.7	2.3	1.0	33967◇		
	1.000 x 1.000	25.4 x 25.4	14	2.0	◇Hand/Hydr.	60016	60017	60018	60117	60165	60258	.625	15.9	2.4	1.1	60167◇		
1-13/16"	1.772 x 1.772	45.0 x 45.0	10	3.5	◇Hydr. Only	60287	60288	60289	60118	—	60235	1.188	30.2	6.0	2.7	◇		
	1.811 x 1.811	46.0 x 46.0	10	3.5	◇Hydr. Only	60019	60020	60019	60118	—	60235	1.188	30.2	6.2	2.8	◇		
2"	2.000 x 2.000	50.8 x 50.8	10	3.5	◇Hydr. Only	60168	60169	60170	60118	—	60235	1.188	30.2	6.9	3.1	◇		
2-11/16"	2.677 x 2.677	68.0 x 68.0	10	3.5	◇Hydr. Only	60171	60172	60173	60118	—	60235	1.188	30.2	10.1	4.6	◇		
3-5/8"	3.622 x 3.622	92.0 x 92.0	10	3.5	*Hydr. Only	60174	60175	60176	60118	—	60235	1.188	30.2	14.8	6.7	*		
4-1/8"	4.125 x 4.125	104.8 x 104.8	10	3.5	*Hydr. Only	60177	60178	60179	60118	—	60235	1.188	30.2	18.8	8.5	*		
	5.433 x 5.433	138.0 x 138.0	14	2.0	*Hydr. Only	60234	60023	60024	60118	—	60235	1.188	30.2	20	9.1	*		
SPECIAL SQUARE																		
0.886(A)	0.791(B)	22.5 Ø(A) 20.1(B)	14	2.0	Hand/Hydr.	61125**			34421	34733	04638	.500	12.7	.7	.3	33967		

*For use with Hand and Foot Pump Hydraulic Drivers with Ram. For use with any Greenlee Hydraulic Driver or Battery-Powered Driver


** Sold as Unit only ◇ For use with any Greenlee Hydraulic Driver or Battery-Powered Driver

For maximum draw stud life, Greenlee recommends the use of battery or hydraulic drivers

Rectangular Punches



Rectangle



Counter Nut



Punch



Die



Draw Stud



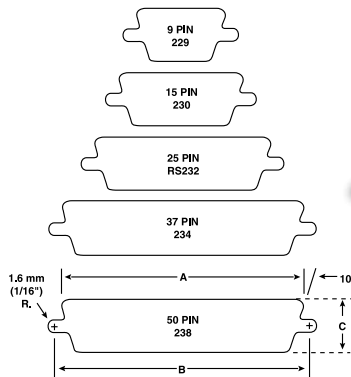
Ball Bearing Drive Nut

HOLE SIZE		MAXIMUM CAPACITY MILD STEEL		OPERATION TYPE	CAT./UPC NO						MINIMUM PILOT HOLE		WEIGHT		OPTIONAL ADAPTER FOR HYDRAULIC DRIVERS
					PUNCH UNIT (INCLUDES PUNCH, DIE, DRAW STUD AND NUTS)	PUNCH	DIE	DRAW STUD	BB DRIVE NUT	COUNTER NUT					
INCH	MM	GA	MM								INCH	MM	LBS	KG	
0.437 x 0.875	11.1 x 22.2	16	1.5	Hand/Hydr.	60025	60026	60027	60115	60120	05244	.375	9.5	1.2	.5	60114
0.670 x 0.749	17.0 x 19.0	14	2.0	Hand/Hydr.	61028			34421	34733	04638	.500	12.7	1.5	.68	33967
0.750 x 1.140	19.1 x 29.0	14	2.0	Hand/Hydr.	60031	60032	60033	60117	60165	60258	.625	15.9	2.3	1.0	60167
0.750 x 1.310	19.1 x 33.3	14	2.0	Hand/Hydr.	60034	60035	60036	60117	60165	60258	.625	15.9	2.3	1.0	60167
0.861 x 1.018	21.9 x 25.9	14	2.0	Hand/Hydr.	60037	60038	60039	60117	60165	60258	.625	15.9	2.3	1.0	60167
0.866 x 1.181	22.0 x 30.0	14	2.0	Hand/Hydr.	60040	60041	60042	60117	60165	60258	.625	15.9	2.4	1.1	60167
0.866 x 1.654	22.0 x 42.0	14	2.0	Hand/Hydr.	60043	60045	60046	60117	60165	60258	.625	15.9	2.9	1.3	60167
0.990 x 1.140	25.1 x 29.0	14	2.0	Hand/Hydr.	60047	60048	60049	60117	60165	60258	.625	15.9	2.6	1.2	60167
1.250 x 1.380	31.8 x 35.1	14	2.0	Hand/Hydr.	60050	60051	60052	60117	60165	60258	.625	15.9	3.1	1.4	60167
1.312 x 2.625	33.3 x 67.9	10	3.5	Hand/Hydr.	60053	60054	60055	60118	—	60235	1.188	30.2	5.1	2.3	◇
1.378 x 2.047	35.0 x 52.0	10	3.5	Hand/Hydr.	60056	60057	60058	60118	—	60235	1.188	30.2	6.1	2.8	◇
1.378 x 2.559	35.0 x 65.0	10	3.5	Hand/Hydr.	60059	60060	60061	60118	—	60235	1.188	30.2	6.8	3.1	◇
1.378 x 3.228	35.0 x 82.0	14	2.0	Hand/Hydr.	60062	60063	60064	60118	—	60235	1.188	30.2	7.7	3.5	*
1.378 x 4.409	35.0 x 112.0	14	2.0	Hand/Hydr.	60065	60066	60067	60118	—	60235	1.188	30.2	9.2	4.2	*
1.811 x 3.622	46.0 x 92.0	10	3.5	Hand/Hydr.	60068	60069	60070	60118	—	60235	1.188	30.2	8.9	4.0	*
2.250 x 3.500	57.2 x 88.9	10	3.5	Hand/Hydr.	60071	60072	60073	60118	—	60235	1.188	30.2	10.1	4.6	*
2.677 x 5.433	68.0 x 138.0	14	2.0	Hand/Hydr.	60074	60075	60076	60118	—	60235	1.188	30.2	16.1	7.3	*

* For use with with Hand and Foot Pump Hydraulic Drivers with Ram
◇ For use with any Greenlee Hydraulic Driver or Battery-Powered Driver

For maximum draw stud life, Greenlee recommends the use of battery or hydraulic drivers

Electronic Connector Panel Punches



- Cut-out and mounting slots are punched in one operation.
- Drill only one 7/16" (11.1 mm) pilot hole (See page 110 for Kwik Stepper® step bits.)
- Fast, accurate panel punching with no sawing or filing required
- Universal size punches for front or back mount of TRW Cinch and ITT Cannon-type or equivalent connectors in 9, 15, 25, 37 or 50-pin configurations.

SPECIFICATIONS

Capacity	16 gauge (1.5 mm) mild steel; 10 gauge (3.5 mm) aluminum
Operation	Manual with a wrench; Quick Draw® and Quick Draw 90® hydraulic drivers, Battery Driver, Ram and Pump hydraulic drivers aluminum

PUNCH UNIT			DIMENSIONS						WEIGHT	
CAT. NO.	UPC NO.	NO. OF PINS	A	B	C	DRAW STUD	SQUARE COUNTER NUT	DRIVE NUT	LBS	KG
229	34436	9	.787" (20.0 mm)	.982" (24.9 mm)	.469" (11.9 mm)	34421	04638	34733	1.4	.64
231	34437	15	1.127" (28.6 mm)	1.309" (33.3 mm)	.469" (11.9 mm)	34421	04638	34733	1.5	.68
RS232	34420	25	1.6555" (42.0 mm)	1.853" (47.1 mm)	.469" (11.9 mm)	34421	04638	34733	2.0	.91
234	34429	37	2.296" (58.3 mm)	2.497" (58.3 mm)	.469" (11.9 mm)	34421	04638	34733	2.0	.91
238	34444	50	2.201" (55.9 mm)	2.402" (61.0 mm)	.579" (14.7 mm)	34421	04638	34733	2.0	.91

For maximum draw stud life, Greenlee recommends the use of battery or hydraulic drivers

KNOCKOUT PARTS CABINETS

Knockout Punch Parts Assortment Cabinets

- Includes balanced stock of replacement parts in sturdy steel cabinets



7360SB



7361SB

7360SB/34358 PARTS CABINET INCLUDES

CAT NO.	UPC NO.	DESCRIPTION	QTY.
721-1/2	31756	Slug-Buster® 1/2" Conduit Punch	18
14722	14722	1/2" Conduit Die	12
721-3/4	31757	Slug-Buster® 3/4" Conduit Punch	6
124AV	06972	3/4" Conduit Die	6
721-1	31758	Slug-Buster® 1" Conduit Punch	3
126AV	04011	1" Conduit Die	3
721-1-1/4	31759	Slug-Buster® 1-1/4" Conduit Punch	3
128AV	04013	1-1/4" Conduit Die	3
721-1-1/2	31760	Slug-Buster® 1-1/2" Conduit Punch	2
440AV	04061	1-1/2" Conduit Die	2
721-2	31761	Slug-Buster® 2" Conduit Punch	2
442AV	04063	2" Conduit Die	1
00042	00042	3/8" Drive Screw	12
249AVBB	04040	3/4" Drive Screw	4
304AVBB	04042	3/4" Drive Screw	4
12097	12097	3/8" Adapter Screw	4
20963	20963	3/8" Draw Stud	20
2113B	10109	3/4" Draw Stud	4
31832	31832	Cabinet only	1

CAT NO.	UPC NO.	DESCRIPTION
7360SB	34358	Knockout Punch Parts Assortment 1/2" - 2". Includes Metal Cabinet 14" High, 13" Wide and 14-3/4" Deep, with 4 Drawers.
7361SB	34359	Knockout Punch Parts Assortment 1/2" - 3". Includes Metal Cabinet 19-1/2" High, 27" Wide and 15" Deep with 4 Drawers.

7361SB/34359 PARTS CABINET INCLUDES

CAT NO.	UPC NO.	DESCRIPTION	QTY.
721-1/2	31756	Slug-Buster® 1/2" Conduit Punch	18
14722	14722	1/2" Conduit Die	12
721-3/4	31757	Slug-Buster® 3/4" Conduit Punch	6
124AV	06972	3/4" Conduit Die	6
721-1	31758	Slug-Buster® 1" Conduit Punch	6
126AV	04011	1" Conduit Die	6
721-1-1/4	31759	Slug-Buster® 1-1/4" Conduit Punch	6
128AV	04013	1-1/4" Conduit Die	6
721-1-1/2	31760	Slug-Buster® 1-1/2" Conduit Punch	3
440AV	04061	1-1/2" Conduit Die	3
721-2	31761	Slug-Buster® 2" Conduit Punch	3
442AV	04063	2" Conduit Die	2
1429AV	04175	2-1/2" Conduit Punch	1
1430AV	04177	2-1/2" Conduit Die	1
1431AV	04180	3" Conduit Punch	1
1432AV	04183	3" Conduit Die	1
00042	00042	3/8" Draw Stud	12
249AVBB	04040	3/4" Drive Screw	8
304AVBB	04042	3/4" Drive Screw	6
1434AV	04188	5-1/2" x 3/4" Drive Screw	1
1433AVBB	04187	1" Ball Bearing Nut	1
12097	12097	3/8" Adapter Screw	6
30227	30227	7/16" Adapter Screw	2
12099	12099	3/4" Ball Bearing Adapter Screw	2
20963	20963	3/8" Draw Stud	20
2113B	10109	3/4" Draw Stud	6
1557AA	03170	1-1/8" Punch Sleeve	1
3037AV	04686	3-1/2", 4" & 5" Conduit Bushing	1
1924AA	03248	Short Spacer	4
1925AA	03249	Medium Spacer	4
1926AA	06904	Long Spacer	4
28154	28154	Punch 1/2" HD Slug Splitter® SC	1
28155	28155	Die 1/2" HD Slug Splitter® SC	1
29451	29451	Draw Stud, 7/16" Stainless Steel	1
31834	31834	Cabinet A only (top)	1
31849	31849	Cabinet B only (bottom)	1

DRAW STUDS FOR KNOCKOUTS

Replacement Draw Studs for SPEED PUNCH®

PUNCHES	DRIVER
Slug-Buster® SPEED Punch®	 <p>7212SP11 – 3/4" (19 mm) x 4.8" (122 mm)</p>
	 <p>7212SP12 – 3/4" (19 mm) x 5.63" (143 mm)</p>
	 <p>7212SP13 – 3/8" (10 mm) x 4.7" (119 mm)</p>
	 <p>7212SP14 – 3/8" (10 mm) x 3.8" (97 mm)</p>
Slug-Splitter® SPEED PUNCH®	 <p>7212SP21 – 3/4" (19 mm) x 5.8" (148 mm)</p>
	 <p>7212SP22 – 3/8" (10 mm) x 4.77" (121 mm)</p>
	 <p>7212SP23 – 3/4" (19 mm) x 5.0" (127 mm)</p>
	 <p>7212SP24 – 3/8" (10 mm) x 3.8" (97 mm)</p>
Oiltight SPEED PUNCH®	 <p>7212SP31 – 3/8" (10 mm) x 4.9" (124 mm)</p>
	 <p>7212SP32 – 3/8" (10 mm) x 4.0" (102 mm)</p>

Replacement Draw Studs for Manual Drivers

Replacement Draw Stud Selection Guide

Refer to the **ACTUAL SIZE PICTURES** and information below when ordering a replacement draw stud. Sizes given are diameter X length.



Replacement Draw Studs for Hydraulic Drivers

Replacement Draw Stud Selection Guide

Refer to the **ACTUAL SIZE PICTURES** and information below when ordering a replacement draw stud.

Sizes given are diameter X length.



33967 (Adapter) – 3/4" (19 mm)
x 3/8" (9.5 mm) internal



60167 (Adapter) – 3/4" (19 mm)
x 1/2" (12.7 mm) internal



60114 (Adapter) – 3/4" (19 mm)
x 1/4" (6.35 mm) internal



1557AA – 1-1/8" (28.6 mm) x 3" (76 mm)



1557SS – 1/8" (28.6 mm) x 2.65" (67 mm)
Use With Slug Splitter® Punches



1614SS – 3/8" (9.5 mm)
x 2-13/16" (71 mm)



20963 – 3/8" (9.5 mm)
to 3/4" (19.0 mm)
x 4.8" (122 mm)



2113B – 3/4" (19.0 mm)
x 5.38" (137 mm)



7212AA1 – 1-3/8" (35 mm) x 2.65" (67 mm)
Use with 746



7212AA2 – 1-3/8" (35 mm) x 2.48" (63 mm)
Use with LS100

Replacement Draw Studs for Hydraulic Drivers (continued)



31872 – 3/4" (19 mm) x 4-1/2" (114.3 mm)



29451 – 7/16" (11.1 mm) x 4-1/4" (108 mm)



29452 – 3/4" (19.0 mm) x 5-1/2" (140 mm)

Replacement Draw Studs for Ratchet Drivers

Replacement Draw Stud Selection Guide

Refer to the **ACTUAL SIZE PICTURES** and information below when ordering a replacement draw stud.

Sizes given are diameter X length.



12099 – 3/4" (19.0 mm) x 4-3/4" (121 mm)



30227 – 7/16" (11.1 mm) x 3-5/8" (92 mm)



12097 – 3/8" (9.5 mm) x 3-1/2" (89 mm)

Replacement Draw Studs for Special Shape Punches

Replacement Draw Stud Selection Guide

Refer to the **ACTUAL SIZE PICTURES** and information below when ordering a replacement draw stud. Sizes given are diameter X length.

For maximum draw stud life, Greenlee recommends the use of battery or hydraulic drivers.



60118 – 3/4" (19 mm)
x 6-3/4" (171.5 mm)



60166 – 1/2" (12.7 mm) x 4-5/8" (117.5 mm)



60117 – 1/2" (12.7 mm) x 4-5/8" (117.5 mm)



34421 – 3/8" (9.5 mm) x 3-1/2" (88.9 mm)



60115 – 1/4" (6.3 mm) x 3-7/16" (87.3 mm)

KNOCKOUT ACCESSORIES USAGE

Standard Threaded Punches

				LS100				746 RAM				LS50 / QUICK DRAW						
	SIZE	PUNCH	DIE	CAPACITY	DRAW STUD	SPACER	SLEEVE	CAPACITY	DRAW STUD	SPACER	SLEEVE	CAPACITY	DRAW STUD	SPACER	SLEEVE			
MILD STEEL	1/2"	1/2"	14722P	10 GA	20963	1924AA	—	10 GA	20963	1924AA	—	10 GA	1614SSP	1924AA	33967			
	3/4"	3/4"	124AVP		2113B	—			2113B				—		31872	—		
	1-7/32"	1-7/32"	36278															
	1"	1"	126AVP															
	1-1/4"	1-1/4"	128AVP															
	1-1/2"	1-1/2"	440AVP															
	2"	2"	442AVP															
	2-1/2"	2-1/2"	1430AV															
	3"	3"	1432AV															
3-1/2"	3-1/2"	2981AV	1557AA	1557AA	NOT RATED													
4"	4"	2983AV																
STAINLESS STEEL	1/2"	28154	28155	10 GA	29451	—	—	10 GA	29451	1924AA	—	10 GA	29451	1924AA	—			
	3/4"	28156	28157		29452	1924AA			29452				—			29452	1924AA	—
	1-7/32"	36490	36489															
	1"	28158	28159															
	1-1/4"	28160	28161															
	1-1/2"	28162	28163															
	2"	28165	28166															
	2-1/2"	00622	00626															
	3"	00623	00627															
	3-1/2"	00624	00629															
	4"	00625	00630	12 GA														

SPEED PUNCH® Punches

					LS100			746 RAM			LS50 / QUICK DRAW	
	SIZE	PUNCH	DIE	SPEED LOCK	CAPACITY	DRAW STUD	SLEEVE	CAPACITY	DRAW STUD	SLEEVE	CAPACITY	DRAW STUD
MILD STEEL	1/2"	7212SP-1/2P	7212SP-1/2D	SP-LOCK2	10 GA	7214SP13	—	10 GA	7212SP13	—	10 GA	7212SP14
	3/4"	7212SP-3/4P	7212SP-3/4D	SP-LOCK		7212SP12			7212SP12			7212SP11
	1-7/32"	7212SP-1-7/32P	7212SP-1-7/32D									
	1"	7212SP-1P	7212SP-1D									
	1-1/4"	7212SP-1-1/4P	7212SP-1-1/4D									
	1-1/2"	7212SP-1-1/2P	7212SP-1-1/2D									
	2"	7212SP-2P	7212SP-2D									
	2-1/2"	7212SP-2-1/2P	7212SP-2-1/2D									
	3"	7212SP-3P	7212SP-3D									
	3-1/2"	7212SP-3-1/2P	7212SP-3-1/2D	7212AA2			7212AA1		NOT RATED			
4"	7212SP-4P	7212SP-4D										
STAINLESS STEEL	1/2"	745SP-1/2P	745SP-1/2D	SP-LOCK2	12 GA	7217SP22	—	10 GA	7212SP22	—	12 GA	7212SP14
	3/4"	745SP-3/4P	745SP-3/4D	SP-LOCK	10 GA	7212SP21			7212SP21		10 GA	7212SP23
	1-7/32"	745SP-1-7/32P	745SP-1-7/32D									
	1"	745SP-1P	745SP-1D									
	1-1/4"	745SP-1-1/4P	745SP-1-1/4D									
	1-1/2"	745SP-1/2P	745SP-1/2D									
	2"	745SP-2P	745SP-2D								NOT RATED	

STUD PUNCHES

ESP710L Stud Punch



ESP710L11

- This tool punches 1-11/32" (34.1 mm) diameter holes in 16 and 18 gauge structural studs
- Has the ability to punch holes in under 5 seconds
- The ESP710L can take both time and hard work out of the stud punching process
- 4" Throat Depth from center of punch

CAT. NO.	UPC NO.	DESCRIPTION
ESP710L11	52165	Punch, Stud Bat 120V Charger

BATTERY-POWERED STUD PUNCH

CAT. NO.	UPC NO.	ACTUAL HOLE SIZE		WEIGHT		LENGTH		HEIGHT		CAPACITY		BATTERY	CHARGER
		IN.	MM	LBS	KG	IN.	MM	IN.	MM	GA	MM		
ESP710L11	52165	1-11/32	34.1	9.2	4.2	15	381	11-3/4	298	16	1.5	3.0Ah 18V, Li-Ion	120 Volt

Plumber Stud Punch



713

- Punches 2-5/8" (66.7 mm) diameter hole in metal studs for professional-looking installation of 2" water, vent, and waste pipes
- Two-speed lever action for fast, easy punching of 24 to 20 gauge thick metal studs
- 2-1/8" (54 mm) throat width fits over most studs and channels
- High strength alloy aluminum c-frame and handle provides lightweight tool for easy handling—10.6 lb. (4.8 KG)
- Lever action punch retraction strips punch out of metal stud fast and easy Patent #6,647,630

SPECIFICATIONS

Actual Hole Size	2-5/8" (66.7 mm)
Weight	10.6 LBS (4.8 KG)
Length	23-1/2" (596 mm)
Height	9-3/4" (247 mm)
Capacity	24-20 GA (0.9 mm)

CAT. NO.	UPC NO.	DESCRIPTION
713	06430	Plumber Stud Punch
R 08377	08377	Punch for 713
R 08379	08379	Die for 713
R 08375	08375	Link
R 55316	55316	Pin, Groove .31 x 1.75





Metal Stud Punches



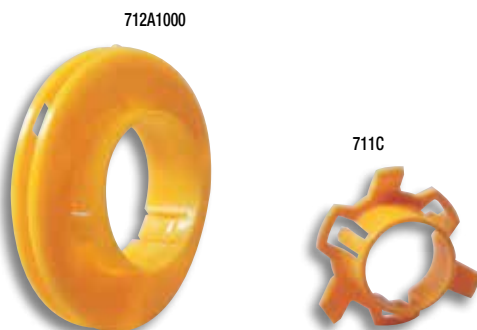
SPECIFICATIONS

Capacity 709 - 1-5/8" (41.3 mm) and wider studs.
20 gauge (0.9 mm) steel studs.
710 - 2-1/2" (63.4 mm) and wider studs.
20 gauge (0.9 mm) steel studs.

- Punch up through 20 gauge (0.9 mm) steel studs in one stroke
- Aluminum head provides strength with minimum weight, reducing operator fatigue
- Contoured handle design gives better operator leverage and makes it possible to punch in tight places
- Self-stripping design eliminates punch hang-ups
- Automatically centers holes on standard studs
- Conversion kit available to upgrade early models from 24 gauge to 20 gauge maximum capacity

CAT NO.	UPC NO.	DESCRIPTION	WEIGHT	
			LBS	KG
709	22280	7/8" (22.2 mm) Diameter Stud Punch	7	3.2
710	21285	1-11/32" (34.1 mm) Diameter Stud Punch	7.5	3.5
30968	30968	Conversion Kit – Upgrades Early Model 709 or 710 from 24 to 20 Gauge Maximum Capacity		
 121AV	04006	Punch for 709		
 22286	22286	Die for 709		
 24823	24823	Punch for 710		
 21297	21297	Die for 710		
06015	06015	Pin Kit		
36617	36617	Link		
05932	05932	Link and Pin Kit (709/710)		
21557	21557	Compression Spring		

Bushings for Metal Stud Punches



- Triple lock design holds bushing securely
- Locks securely into metal studs from 24 gauge to 12 gauge (0.6 mm to 2.5 mm)
- Helps protect wire insulation from sharp edges of metal studs
- Makes pulling smooth and easy by preventing hang-ups of cable on raw metal edges

CAT NO.	UPC NO.	DESCRIPTION	WEIGHT	
			LBS	KG
711C	22288	100 Bushings for Hole Punched by 709 for 7/8" (22.2 mm) Diameter Hole	.5	.23
711M	22289	1,000 Bushings for Hole Punched by 709 for 7/8" (22.2 mm) Diameter Hole	3.7	1.7
712A100	05927	100 Bushings for Pre-Punched Hole or 1-11/32" (34.1 mm) Diameter Hole Punched by 710	1.4	.64
712A1000	05928	1,000 Bushings for Pre-Punched Hole or 1-11/32" (34.1 mm) Diameter Hole Punched by 710	15.5	7.0


Manual Stud Punch



SPECIFICATIONS

Actual Hole Size 1-1/4" (31.7 mm)
Weight 4.0 LBS (1.8 KG)
Length 16-3/4" (426 mm)
Height 4-1/2" (247 mm)
Capacity 24-20 GA (0.9 mm)

- Punch up through 20 gauge (0.9 mm) steel studs in one stroke
- Unique patented punch rolls the edge over for smooth installation of armored cable; cable won't hang up
- Contoured handle design gives better operator leverage and makes it possible to punch in tight places
- Automatically centers holes on standard studs

CAT NO.	UPC NO.	DESCRIPTION
724	10415	Manual Stud Punch
 10419	10419	Punch for 724

C-FRAME PUNCHES

1731 & 1732 Portable C-Frame Punch Drivers

1731



1732



CAT. NO.	UPC NO.	DESCRIPTION	HOLE SIZE			KIT CAT./UPC NO.		
			IN	MM	PG	1731/ 15911	1731H767/ 20486	1732/ 27361
		C-Frame with Ram				✓	✓	✓
13266	13266	Punch Adapter - 3/8" Ø x 1/2" (9.5 mm)						✓
13267	13267	Punch Adapter - 3/4" Ø x 1" (19.0 mm)						✓
13276	13276	Punch Adapter - 3/8" Ø x 1/2" (9.5 mm)				✓	✓	
13277	13277	Punch Adapter - 3/4" Ø x 1" (19.0 mm)				✓	✓	
13268	13268	Punch Adapter - 1-1/8" Ø (28.6 mm)						✓
121AV	04006	1/2" Conduit Size Punch	1/2	16	22.5	✓	✓	
123AV	04008	3/4" Conduit Size Die	3/4	21	28.3	✓	✓	
125AV	04010	1" Conduit Size Punch	1	—	34.6	✓	✓	
12087	12087	C-Frame 1/2" Conduit Size Die	1/2	16	22.5	✓	✓	
12086	12086	C-Frame 3/4" Conduit Size Die	3/4	21	28.3	✓	✓	
12085	12085	C-Frame 1" Conduit Size Die	1	—	34.6	✓	✓	
1725	1725	1725 Hydraulic Foot Pump						
16634	16634	Steel Case				✓	✓	
38316	38316	High Pressure Hose Unit - 1/4" x 3' (includes 1 each of the following 3 items)						
54169	54169	1/4" Male Coupler						
54170	54170	Dust Cap						
06302	06302	High Pressure Hose 1/4" x 3'						
11797	11797	Die Adapter - 3/8" Ø (9.5 mm)						✓
11790	11790	Die Adapter - 3/4" Ø (19.0 mm)						✓
11789	11789	Die Adapter - 1-1/8" Ø (28.6 mm)						✓
767	767	Hydraulic Hand Pump					✓	
755	755	Hydraulic Hand Pump						
37729	37729	Hydraulic Hose - 1/4" x 10' (3 m)						
11289	11289	Hydraulic Hose - 3/8" x 6' (9.5 mm x 1.8)						
27335	27335	Metal Case						✓
50642	50642	Nut - 3/4" - 10 (19.0 mm)						✓
12079	12079	Frame						
15631	15631	Ram						
37614	37614	Quick Disconnect						
11903	11903	C-Frame						
13814	13814	Packing Kit						

- Fast, one-shot punching, no predrilling of pilot holes
 - Throat measures 8" (203 mm) deep
- 1731**
- Great for punching junction boxes and small enclosures
 - Punch can be used with ram inside or outside of the junction box
 - For use with 1/2" – 1" (22.5 mm – 34.6 mm) conduit size and accessory sizes only

1732

- Use with 1/2" through 4" conduit size and other round sizes only
- Use with Greenlee standard round punches and dies (optional)

SPECIFICATIONS

Capacity 1731: Up through 10 gauge (3.0 mm) mild steel with Greenlee special C-Frame dies and standard punches; 1/2" through 1" conduit and 15.2 mm through 30.5 mm

1732: Up through 10 gauge (3.0 mm) mild steel with Greenlee Standard punches and dies; 1/2" through 4" conduit and 15.2 mm through 115.4 mm.

CAT NO.	UPC NO.	DESCRIPTION	WEIGHT	
			LBS	KG
1731	15911	Driver with Ram, 1/2" Through 1" Conduit (22.5 mm through 34.6 mm) Punches and Dies	32	15
1732	27361	Driver with Ram, 3/8", 3/4" and 1-1/8" Punch and Die Adapters	59	27
1731H767	20486	Same as 1731 with 767 Hydraulic Hand Pump	36	17
21316		Pg-9 (15.2 mm) Punch (optional)		
18557	18557	Pg-9 (15.2 mm) Die (optional)		
17700	17700	Pg-11 (18.6 mm) Punch (optional)		
18558	18558	Pg-11 (18.6 mm) Die (optional)		
17697	17697	Pg-13 (20.4 mm) Punch (optional)		
18559	18559	Pg-13 (20.4 mm) Die (optional)		
36282		1-7/32" (30.5 mm) Oil Tight Punch (optional)		
37103	37103	1-7/32" (30.5 mm) Oil Tight Die (optional)		

MANUAL HYDRAULIC PUMPS

Hydraulic Hand Pump



767

- Lightweight and portable, for use with Greenlee Punch Drivers
- Versatile, operates in any position
- Single speed
- Rugged steel pump body/reservoir with cast aluminum handle
- Has mounting holes for easy, permanent mounting

SPECIFICATIONS

Operation	Manual – Hand
Capacity	6,500 psi (448 bar), .0823 in ³ (13 mm ³) per stroke
Length	13" (330 mm)
Width	4" (102 mm)
Height	4" (102 mm)

CAT. NO.	UPC NO.	DESCRIPTION	WEIGHT	
			LBS	kg
767	13284	Hydraulic Hand Pump	6	2.7
 04343	04343	Seal Kit Repair for Serial Code ABM		
 13800	13800	*Seal Kit Repair for Serial Code 55D & Up		
 30242	30242	*Seal Kit Repair for Serial Code 68BG to BG33181628, BG331816 & Up		
 30241	30241	Reservoir Follower		

*NOTE: Must also purchase 30241 Follower

NOTE: See next page to select the proper hydraulic hose for this pump.

Hydraulic Foot Pump




1725

- Free both hands to position and hold the working tool
- Foot activated release lever
- Hold-down pin keeps pedal down for storage and transport
- Angled base bar keeps the pump upright and stable
- Includes 1/4" (6.4 mm) female coupler with dust cap

SPECIFICATIONS

Operation	Manual – Foot
Capacity	6,500 psi (448 bar), .117 in ³ (19 mm ³) per stroke
Length	16" (406 mm)
Height	Pedal down 6" (152 mm), Pedal up 12" (305 mm)
Width	8" (203 mm)

CAT. NO.	UPC NO.	DESCRIPTION	WEIGHT	
			LBS	kg
1725	31353	Hydraulic Foot Pump	11	5
 33336	33336	Seal Kit w/ VK Serial Code		

NOTE: See next page to select the proper hydraulic hose for this pump.

HYDRAULIC PUMP ACCESSORIES

Hydraulic Hose Selection Guide

TOOL CAT. NO./DESCRIPTION	TOOL COUPLER	PUMP CAT. NO.	HOSE CAT./UPC NO.
750 Cable Cutter	1/4" Female Coupler	767	38316
750 Cable Cutter	1/4" Female Coupler	1725	37729
750 Cable Cutter	1/4" Female Coupler	975	17707
777 Bender	3/8" Female Coupler	755, 975, or 980	11289
782 Bender	3/8" Female Coupler	755 or 975	11289
800 Cable Bender	1/4" Female Coupler	1725	37729
880 Bender	3/8" Female Coupler	755 or 975	11289
882 Bender	3/8" Female Coupler	755 or 975	11289
884 Bender	3/8" Female Coupler	980	11289
885 Bender	3/8" Female Coupler	980	11289
1731 C-Frame Punch Driver	1/4" Female Coupler	767	38316
1731 C-Frame Punch Driver	1/4" Female Coupler	1725	37729
1731 C-Frame Punch Driver	1/4" Female Coupler	755 or 975	11289
SDK2021GL Cable Cutter	3/8" Male Coupler	7475H, 975 or 980	05850, 05851
RK06AT, RK06FT	3/8" Male Coupler	7475H, 975 or 980	05850, 05851
RK1240,	3/8" Male Coupler	7475H, 975 or 980	05850, 05851
RK1550	3/8" Male Coupler	7475H, 975 or 980	05850, 05851

Hydraulic Hose Units

- High pressure hydraulic hose units for use with Greenlee hydraulic pumps
- Equipped with couplers and dust caps



CAT. NO.	UPC NO.	DESCRIPTION
05850*	05850	10' X 1/4" Hose with (1) 3/8" Male Coupler and (1) 3/8" Female Coupler
05851*	05851	10' X 1/4" Non-Conductive Hose with (1) 3/8" Male Coupler and (1) 3/8" Female Coupler
11289*	11289	6' X 3/8" Hose with (2) 3/8" Male Couplers
17707*	17707	10' X 1/4" Hose with (1) 3/8" Male Coupler and (1) 1/4" Male Coupler
37729*	37729	10' X 1/4" Hose with (2) 1/4" Male Couplers
38316	38316	3' X 1/4" Hose with (1) 1/4" Male Coupler and (1) 1/4" NPT Swivel Threaded Fitting
06302	06302	3' X 1/4" Hose with (1) 1/4" NPT Male Threaded Fitting and (1) 1/4" NPT Swivel Threaded Fitting

* Filled with hydraulic oil.

CAT. NO.	UPC NO.	DESCRIPTION	HOSE UNIT CAT./UPC NO.						COUPLER SET CAT./UPC NO.	
			05850	05851	11289	17707	37729	38316	37614	3548GB/ 20573
54167	54167	1/4" (6.4 mm) Female Coupler without Dust Cap							1	
54168	54168	1/4" (6.4mm) Dust Cap for Female Coupler							1	
54169	54169	1/4" (6.4 mm) Male Coupler without Dust Cap				1	2	1	1	
54170	54170	1/4" (6.4 mm) Dust Cap for Male Coupler				1	2	1	1	
4018GB	50807	3/8" (9.6 mm) Female Coupler with Dust Cap								1
4033GB	50823	3/8" (9.6 mm) Male Coupler with Dust Cap			2	1				1
41877	41877	3/8" (9.6 mm) Female Coupler without Dust Cap	1	1						
41941	41941	3/8" (9.6 mm) Male Coupler without Dust Cap	1	1						
41834	41834	3/8" (9.6 mm) Dust Cap for 41941/41877 Couplers	2	2						

NOTES

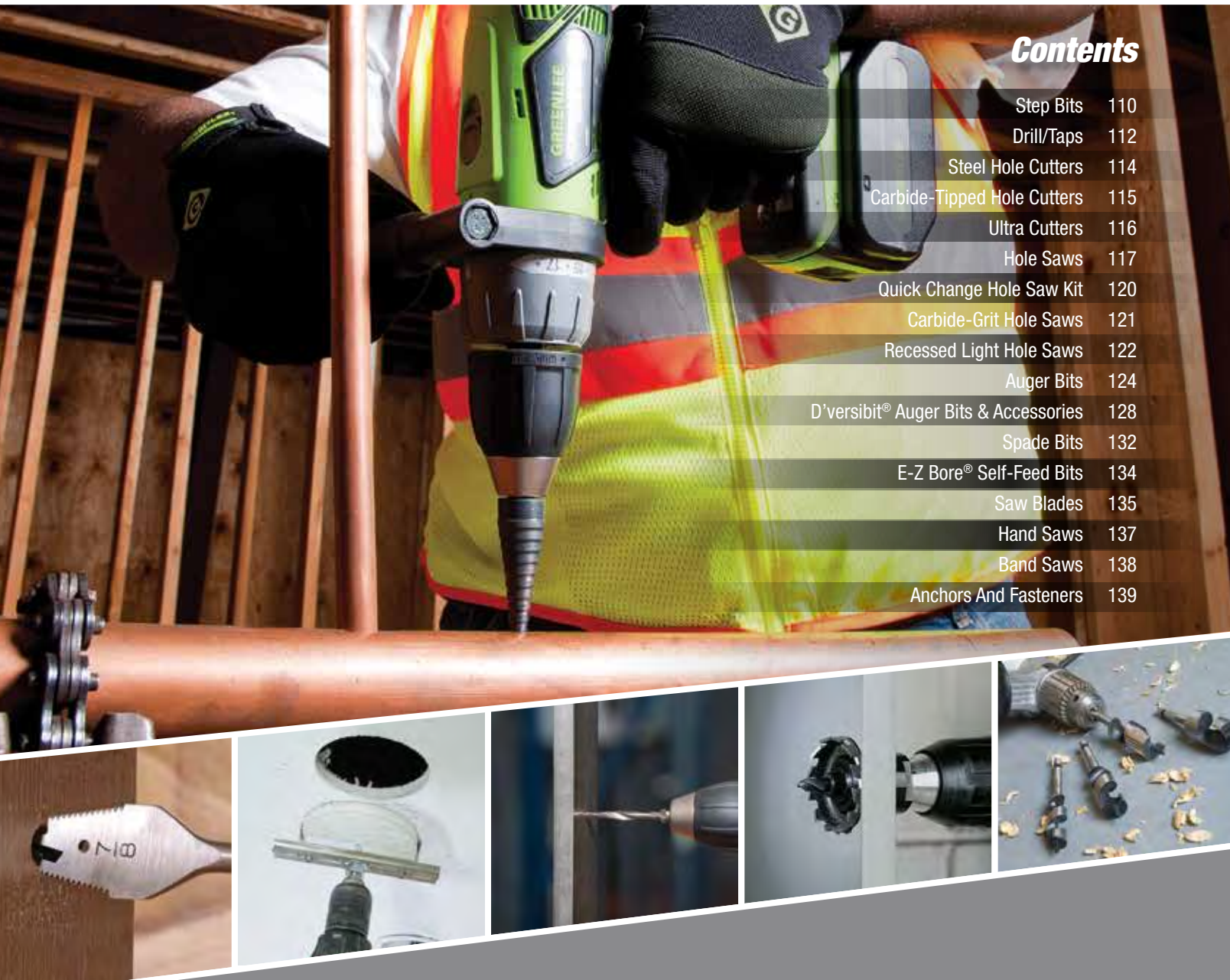


POWER TOOL ACCESSORIES

GREENLEE DELIVERS POWER TOOL ACCESSORIES THAT ARE SECOND-TO-NONE IN THE INDUSTRY. FROM THE DOUBLE-FLUTE CUTTING POWER OF KWIK STEPPER® STEP BITS TO REPLACEABLE TIP NAIL EATER® AUGER BITS, GREENLEE POWER TOOL ACCESSORIES CUT FASTER, LAST LONGER, AND IMPROVE YOUR PRODUCTIVITY ON THE JOB SITE. GET THROUGH IT WITH GREENLEE.

Contents

Step Bits	110
Drill/Taps	112
Steel Hole Cutters	114
Carbide-Tipped Hole Cutters	115
Ultra Cutters	116
Hole Saws	117
Quick Change Hole Saw Kit	120
Carbide-Grit Hole Saws	121
Recessed Light Hole Saws	122
Auger Bits	124
D'versibit® Auger Bits & Accessories	128
Spade Bits	132
E-Z Bore® Self-Feed Bits	134
Saw Blades	135
Hand Saws	137
Band Saws	138
Anchors And Fasteners	139



STEP BITS

Kwik Stepper® Step Bits



- Steam oxide finish runs cooler for longer life
- Unique split-tip design penetrates through steel faster
- Resists walking or skidding, even on round surfaces
- Balanced, double-flute construction requires less pressure, does the work for you

CAT. NO.	UPC NO.	DESCRIPTION
35884	35884	Kwik Stepper® Step Bit Kit
03607	03607	Kwik Stepper® Step Bit Kit

SPECIFICATIONS

Hole Sizes	From 1/8" through 1-3/8" (3.2 - 34.9 mm)
Capacity	Cut up through 3/8" (9.5 mm) mild steel, copper, brass, aluminum, wood, plastic and laminates

CAT NO.	UPC NO.	DESCRIPTION	KIT CAT./UPC NO.	
			03607	35884
34401	34401	1/2" Multi-Hole Step Bit	✓	✓
34403	34403	7/8" Multi-Hole Step Bit	✓	✓
30008	30008	1-1/8" Multi-Hole Step Bit		✓
35936	35936	Plastic Case	✓	✓












CAT. NO.	UPC NO.	DESCRIPTION	BULK QTY.
30008-B	01500	K/S Step #8 Bit (Bulk Pop)	25
34403-B	01501	K/S Step #3 Bit (Bulk Pop)	25
36414-B	01502	K/S Step #14 Bit (Bulk Pop)	25



METRIC

Single-hole bits are designed to drill one indicated hole size through a series of steps from bit tip to full size

Multi-hole bits allow you to drill a hole in any of the stated diameters

										
1/2"	1/2"	1/2"	13/16"	7/8"	7/8"	1-1/8"	1-3/8"	9.7 mm	30.5 mm	32.5 mm
(12.7 mm)	(12.7 mm)	(12.7 mm)	(20.6 mm)	(22.2 mm)	(22.2 mm)	Electrician's	(34.9 mm)	(.382")	(1.201")	(1.280")
Single-Hole	Multi-Hole	Multi-Hole	Multi-Hole	Single-Hole	Multi-Hole	Step Bit	Multi-Hole	Multi-Hole	Multi-Hole	Multi-Hole
Step Bit	Step Bit	Step Bit	Step Bit	Step Bit	Step Bit		Step Bit	Step Bit	Step Bit	Step Bit

SIZE		CAT/UPC NO.										
Inches	mm	34410	34401	36402	30005	34411	34403	30008	36414	36018	36020	36022
1/8	3.2		✓									
5/32	4.0		✓									
3/16	4.8		✓	✓	✓		✓					
7/32	5.6		✓									
1/4	6.4		✓	✓	✓		✓					
9/32	7.1		✓									
5/16	7.9		✓	✓	✓		✓					
11/32	8.7		✓									
3/8	9.5		✓	✓	✓		✓					
0.382	9.7										✓	
13/32	10.3		✓									
7/16	11.1		✓	✓	✓		✓					
15/32	11.9		✓									
0.492	12.5										✓ Pg-7	
1/2	12.7	✓	✓	✓	✓		✓	✓				
9/16	14.3				✓		✓					
0.598	15.2										✓ Pg-9	
5/8	15.9				✓		✓					
0.638	16.2											✓ ISO-16
11/16	17.5				✓		✓					
0.732	18.6										✓ Pg-11	
3/4	19.1				✓		✓					
0.803	20.4										✓ Pg-13	✓ ISO-20
13/16	20.6				✓		✓					
7/8	22.2					✓	✓	✓	✓			
0.886	22.5										✓ Pg-16	
1.00	25.4											✓ ISO-25
1.114	28.3										✓ Pg-21	
1-1/8	28.6							✓	✓			
1.201	30.5								✓			
1-7/32	31.0								✓			
1-1/4	31.8								✓			
1.280	32.5											✓ ISO-32
1-3/8	34.9								✓			
Overall Length		1-7/8"	3-3/8"	3-7/16"	3-7/16"	2-1/8"	3-9/16"	2-15/16"	3-1/8"	1-7/8"	3-3/4"	3-3/8"
		(47.6 mm)	(85.7 mm)	(87.3 mm)	(87.3 mm)	(53.9 mm)	(90.5 mm)	(74.6 mm)	(79.4 mm)	(47.6 mm)	(95.3 mm)	(85.7 mm)
Minimum Chuck Size		3/8"	3/8"	3/8"	3/8"	3/8"	3/8"	3/8"	3/8"	3/8"	3/8"	3/8"
		(9.5 mm)	(9.5 mm)	(9.5 mm)	(9.5 mm)	(9.5 mm)	(9.5 mm)	(9.5 mm)	(9.5 mm)	(9.5 mm)	(9.5 mm)	(9.5 mm)
Maximum Material Thickness		10 gauge	10 gauge	3/8"	10 gauge	10 gauge	10 gauge	10 gauge	10 gauge	10 gauge	1/4"	1/4"
		(3.5 mm)	(3.5 mm)	(9.5 mm)	(3.5 mm)	(3.5 mm)	(3.5 mm)	(3.5 mm)	(3.5 mm)	(3.5 mm)	(6.4 mm)	(6.4 mm)

DRILL/TAPS

Electrician's Drill/Driver Set



DDKIT-1-68



A PRODUCT VIDEO IS
AVAILABLE, SCAN THIS QR
CODE OR VISIT:
www.youtube.com/GreenleeDEMO

**SPECIFICATIONS DDKIT-1-68**

Length	12.32" (313 mm)
Width	10.75" (273 mm)
Height	1.95" (49 mm)
Weight	2.35 lbs (1.06 kg)

- 1/4" Quick Change technology
- Professional grade driver bits
- Titanium Nitride coated self-centering high speed drill bits
- High quality shock resistant case stays intact even after accidental drops
- Hammer drill rated carbide grade tips and hardened shank masonry drill bits
- Hardened forged magnetic nut drivers fit most TapCon® fasteners
- Quick release chuck with precise fit
- Includes security bits that fit most security fasteners frequently used in public facilities

CAT. NO.	UPC NO.	DESCRIPTION
DDKIT-1-68	26313	68-Piece Electrician's Drill/Driver Kit

Combination Drill/Tap Bits



DTAPKIT



LDTAPKIT

**UP TO
4X
FASTER***

Standard Length:




DTAP1/4-20

Long Length:



LDTAP1/4-20



- Tap holes up to 4X faster than traditional methods
- One-piece Drill/Tap design ensures proper hole for tap size
- Hardened High-Speed Steel construction
- Standard length: Drills and taps up to 1/8" material
- Long length: Drills and taps up to 1/2" material*
- Quick-change adapter included in all kits

SPECIFICATIONS

Material thickness	Standard length: up to 1/8" material Long length: up to 1/2" material
Material type	Mild steel, copper, brass, aluminum
Shank	1/4" quick change hex
Drill Material	High-speed steel
Drill point	Split point with web thinning

CAT. NO.	UPC NO.	DESCRIPTION	DTAPKIT	DTAPKITM	LDTAPKIT
DTAPKIT	17620	6-32 to 1/4-20 6-piece Drill Tap Set	✓		
DTAPKITM	12151	Metric, M3-M10 6-Piece Drill/Tap Set		✓	
LDTAPKIT	00909	8-32 to 1/4-20, 6-piece Long Drill/Tap Bit Kit with Quick-Change Adapter			✓

DTAP6-32	17611	6-32NC Drill/Tap Bit	✓		
DTAP8-32	17612	8-32NC Drill/Tap Bit	✓		
DTAP10-24	17613	10-24NC Drill/Tap Bit	✓		
DTAP10-32	17614	10-32NF Drill/Tap Bit	✓		
DTAP12-24	17615	12-24NC Drill/Tap Bit	✓		
DTAP1/4-20	17616	1/4-20NC Drill/Tap Bit	✓		
DTAP5/16-18	11627	5/16-18NC Drill/Tap Bit			
DTAP3/8-16	11628	3/8-16NC Drill/Tap Bit			
DTAPM3C	12160	M3 X .50 Drill/Tap Bit		✓	
DTAPM4C	12161	M4 X .70 Drill/Tap Bit		✓	
DTAPM5C	12162	M5 X .80 Drill/Tap Bit		✓	
DTAPM6C	12163	M6 X 1.00 Drill/Tap Bit		✓	
DTAPM8C	12164	M8 X 1.25 Drill/Tap Bit		✓	
DTAPM10C	12165	M10 X 1.50 Drill/Tap Bit		✓	
LDTAP8-32	00908	8-32NC Long Drill/Tap Bit			✓
LDTAP10-32	00907	10-32NF Long Drill/Tap Bit			✓
LDTAP1/4-20	00906	1/4-20NC Long Drill/Tap Bit			✓



*When compared to standard drill, tap, and countersink tools

+For best results, use Greenlee cutting oil with Drill/Tap bits. Always reverse drill rotation when backing bit out of hole. For material thicker than 1/4"; stop and reverse drill to clear chips mid-way through tapping process.

STEEL HOLE CUTTERS

Quick Change Carbide Tipped Hole Cutters



- Cuts stainless steel quickly and easily
- Quick Change arbor allows you to change cutter heads with a simple push and a turn - Use the same arbor for different size cutting heads
- Removable cutter heads available in sizes from 3/4" through 3"
- Flange stop prevents over-drilling
- Ejector spring on all sizes above 3/4" makes removal of slug easier
- Replaceable, cobalt-steel pilot drill with split-point tip to prevent walking
- Precision carbide teeth for optimum performance and durability
- Minimum chuck size of 3/8"
- Precision engineered and manufactured - no annoying chattering and squealing while cutting
- Improved carbide quality for more durability and longer life

KITS

CAT. NO.	UPC NO.	DESCRIPTION
660	05766	7/8", 1-1/8", 1-3/8", 1-3/4", 2" Cutter Heads; Arbor, Hex Key and Case
655	05820	7/8", 1-1/8", 1-3/8" Cutter Heads; Arbor, Hex Key and Case
03581	03581	3 mm Hex Key
54274	54274	Set Screw
55225	55225	1/2" Ejector Spring

NOTE: TO EXTEND THE LIFE OF YOUR TOOL, SEE CUTTING/THREADING OIL ON PAGE 141

SPECIFICATIONS

Maximum Cutting Depth 8 ga. (4 mm)

INDIVIDUAL CARBIDE-TIPPED HOLE CUTTERS

CAT. NO.	UPC NO.	SIZE		CONDUIT SIZE	MIN. CHUCK SIZE				KIT CAT. NO. 660/ UPC NO.	KIT CAT. NO. 655/ UPC NO.
		INCH	MM		PG	ISO	INCH	MM		
645-3/4	05693	3/4	19.0		11		3/8	9.5		
645-7/8	05695	7/8	22.2	1/2"			3/8	9.5	✓	✓
645-1	05696	1	25.4			25	3/8	9.5		
645-1-1/8	05697	1-1/8	28.6	3/4"	21		3/8	9.5	✓	✓
645-1-7/32	05698	1-7/32	31.0				3/8	9.5		
645-1-1/4	05699	1-1/4	31.8				3/8	9.5		
645-1-3/8	05700	1-3/8	34.9	1"			3/8	9.5	✓	✓
645-1-1/2	05701	1-1/2	38.1				3/8	9.5		
645-1-3/4	05702	1-3/4	44.4	1-1/4"			3/8	9.5	✓	
645-2	05703	2	50.8	1-1/2"	50		3/8	9.5	✓	
645-2-1/2	05705	2-1/2	63.5	2"	63		3/8	9.5		
645-3	05707	3	76.2				3/8	9.5		

ARBORS AND PILOT DRILLS

CAT. NO.	UPC NO.	DESCRIPTION	Kit Cat. no. 660/ UPC No.	Kit Cat. no. 655/ UPC No.
645-011	05752	Quick Change Arbor for sizes 5/8" through 2-1/4", 3/8" shank	✓	✓
645-022	05753	Quick Change Arbor for sizes 2-3/8" through 3", 1/2" shank		
645-001	05761	Pilot Drill for sizes 5/8" through 2-1/4"	✓	✓
645-002	05762	Pilot Drill for sizes 2-3/8" through 3"		
55225	55225	Ejector Spring		

Carbide-Tipped Hole Cutters

- Multiple tungsten carbide tips for long life and smooth cutting
- Cut fast, accurate, high quality holes in stainless steel, copper, aluminum, steel
- Flange stop prevents over-drilling
- Replaceable cobalt steel pilot drill, with split-point tip design, to improve performance and resist walking; eliminates need for "center punch"



635

KIT

CAT. NO.	UPC NO.	DESCRIPTION
635	03599	7/8", 1-1/8", 1-3/8" Cutterheads; Pilot Drill, Hex Key and Case
03581	03581	3 mm Hex Key
54274	54274	Set Screw 3/4" to 2" Cutters
54265	54265	Set Screw 2-1/2" Cutter

NOTE: TO EXTEND THE LIFE OF YOUR TOOL, SEE CUTTING/THREADING OIL ON PAGE 141

SPECIFICATIONS

Maximum Cutting Depth 8 ga. (4 mm)

CARBIDE-TIPPED HOLE CUTTERS

CAT. NO.	UPC NO.	SIZE		CONDUIT			MIN. CHUCK SIZE		KIT CAT. NO. 635/UPC NO. 03599
		INCH	MM	SIZE	PG	ISO	INCH	MM	
625-3/4	38324	3/4	19.0		11		1/4	6.4	
625-7/8	38326	7/8	22.2	1/2"	16		1/4	6.4	✓
625-1	38327	1	25.4			25	3/8	9.5	
625-1-1/8	38328	1-1/8	28.6	3/4"	21		3/8	9.5	✓
625-1-7/32	38329	1-7/32	30.5				3/8	9.5	
625-1-3/8	38331	1-3/8	35.0	1"			3/8	9.5	✓
625-1-1/2	38332	1-1/2	38.1				3/8	9.5	
625-1-3/4	38333	1-3/4	44.4	1-1/4"			3/8	9.5	
625-2	38334	2	50.8	1-1/2"	50		3/8	9.5	
625-2-1/2	38336	2-1/2	63.5	2"			1/2	12.7	

REPLACEMENT PILOT DRILLS

CUTTER SIZE RANGE		PILOT DRILL		HEX SET SCREW	
INCH	MM	CAT. NO.	UPC NO.	SIZE	CAT./UPC NO.
3/4-2	19.0-50.8	625-001	39872	3 mm	54274
2-1/2	63.5	625-002	38390	4 mm	54295

Ultra Cutters



930

- Lasts 10 times longer than standard hole saws
- Precision-ground teeth cut smooth, burr-free holes with ease
- 1/4" (6.35 mm) capacity
- Durability and speed provide low cost per hole
- Split-point pilot drill prevents "walking" – makes accurate hole placement easy
- Spring-loaded slug ejector saves time
- No tool required to change cutter sizes
- Less chance of broken teeth because the saw body is machined out of solid, high-speed steel

KIT

CAT. NO.	UPC NO.	DESCRIPTION
930	10214	Ultra Cutter Kit: Includes 7/8" to 2-1/2" Cutters, two Small Arbors for extended assembly to 7/8" and 1-1/8" Cutters, Large Arbor, Hex Wrench and Case. For conduit sizes 1/2" through 2".





ULTRA CUTTERS

CAT. NO.	UPC NO.	ACTUAL HOLE SIZE		HOLE DIAMETER			
		IN.	MM	CONDUIT	W PG	ISO	COPPER PIPE
925-7/8	10157	7/8	22.5	1/2"	Pg-16		5/8"
925-1-1/8	10158	1-1/8	28.6	3/4"	Pg-21		
925-1-7/32	01643	1-7/32	30.5				
925-1-3/8	10159	3/8	35.0	1"			
925-1-3/4	10160	1-3/4	44.4	1-1/4"			1-1/2"
925-2	10161	2	50.8	1-1/2"		ISO-50	
925-2-1/2	10162	2-1/2	63.5			ISO-63	2"



925-1-3/4

ARBORS AND PILOT DRILLS

CAT. NO.	UPC NO.	DESCRIPTION
 925-011	10163	Small Arbor with Pilot Drill for 7/8" to 1-7/32" Size Cutter
 925-022	10185	Large Arbor with Pilot Drill for 1-3/8" to 2-1/2" Size Cutter
 925-001	10186	Small Pilot Drill
 925-002	10211	Large Pilot Drill

RECOMMENDED CUTTING SPEEDS

CUTTER SIZE	RPM		
7/8" (22.5 mm)	350		
1-1/8" (28.6 mm)	270		
1-3/8" (35.0 mm)	220		
1-3/4" (44.4 mm)	175		
2" (50.8 mm)	150		
2-1/2" (63.5 mm)	120		
HOLE SAW TYPE	AVERAGE CUTTING TIME (SEC/HOLE)	AVERAGE NUMBER OF HOLES	
Bi-Metal	25	50	
Ultra Cutter	10	500	
Carbide-Tipped Cutter	10	500	



NOTE: TO EXTEND THE LIFE OF YOUR TOOL, SEE CUTTING/THREADING OIL ON PAGE 141.

HOLE SAWS

Bi-Metal Hole Saws



- Cut through steel, tin, aluminum, fiberglass, wood and plastic
- Deep 1-5/8" (41 3 mm) cutting depth allows for cutting through 2" x 4" wood studs
- Extra-tough bi-metal blade – we use the highest grade of tool steel to outlast competitor's blades That beats premature saw replacement and saves you money
- Steam oxide finish – no paint to gum up and slow cutting - The saw runs cooler for longer life and better performance
- Extra-thick backplate minimizes vibration for smoother, easier, less tiring cutting
- Made in USA with Global Components

CAT. NO.	POP UPC NO.	BULK CAT. NO.	BULK UPC NO.	BULK QTY.	ACTUAL HOLE SIZE		HOLE DIA.		CONDUIT	ISO	COPPER PIPE SIZE	USE WITH QUICK CHANGE ARBOR NO.	USE WITH STD. ARBOR NO.
					INCH	MM							
825-11/16	19133	—	—	—	11/16	17.5				ISO-16	3/8"	02800*	37157, 37155, or 38522
825-3/4	19134	825B-3/4	29828	25	3/4	19.0					1/2"		
825-7/8	19136	825B-7/8	29829	50	7/8	22.2	1/2"				5/8"		
825-1	19138	825B-1	03447	50	1	25.4				ISO-25	3/4"		
825-1-1/8	19141	825B-1-1/8	29831	50	1-1/8	28.6	3/4"				3/4"		
825-1-1/4	19144	825B-1-1/4	03456	24	1-1/4	31.7					1"		
825-1-5/16	19145	—	—	—	1-5/16	33.3				ISO-32			
825-1-3/8	19146	825B-1-3/8	29832	24	1-3/8	35.0	1"						
825-1-7/16	19147	—	—	—	1-7/16	36.5							
825-1-1/2	19148	—	—	—	1-1/2	38.1					1-1/4"		
825-1-5/8	19150	—	—	—	1-5/8	41.3				ISO-40		02801*	37156 or 37154
825-1-3/4	19152	825B-1-3/4	29834	24	1-3/4	44.4	1-1/4"				1-1/2"		
825-1-7/8	19154	—	—	—	1-7/8	47.6							
825-2	19155	825B-2	29835	24	2	50.8	1-1/2"			ISO-50			
825-2-1/8	19158	825B-2-1/8	38031	24	2-1/8	54.0							
825-2-1/4	19159	825B-2-1/4	03457	24	2-1/4	57.2					2"		
825-2-3/8	19161	825B-2-3/8	38034	24	2-3/8	60.3					2"		
825-2-1/2	19162	825B-2-1/2	29836	24	2-1/2	63.5	2"			ISO-63	2"		
825-2-5/8	19164	825B-2-5/8	38036	18	2-5/8	66.7							
825-2-3/4	19165	—	—	—	2-3/4	69.8							
825-2-7/8	19166	—	—	—	2-7/8	73.0						02801*	37156
825-3	19167	825B-3	29837	18	3	76.2	2-1/2"				2-1/2"		
825-3-1/4	19169	—	—	—	3-1/4	82.5							
825-3-1/2	19171	825B-3-1/2	03458	18	3-1/2	88.9							
825-3-5/8	19172	825B-3-5/8	29838	18	3-5/8	92.1	3"						
825-3-3/4	19174	825B-3-3/4	38045	10	3-3/4	95.2							
825-4	19176	825B-4	03469	10	4	101.6							
825-4-1/8	19177	—	—	—	4-1/8	104.8	3-1/2"				3-1/2"		
825-4-1/4	19178	825B-4-1/4	38049	10	4-1/4	108.0					4"		
825-4-3/8	19179	—	—	—	4-3/8	111.1							
825-4-1/2	19180	825B-4-1/2	38051	10	4-1/2	114.3	4"					02801*	37156
825-4-3/4	19181	—	—	—	4-3/4	120.6							
825-5	19182	825B-5	38053	5	5	127.0							
825-5-1/2	19183	825B-5-1/2	38054	5	5-1/2	139.7					5"		
825-6	19184	825B-6	38055	5	6	152.4							

*See page 119-120 for Quick Change adapter information

Bi-Metal Hole Saw Kits



835



834



830



889



890



891

- Several electrician's kits available providing an assortment of the most commonly used Greenlee variable pitch hole saw sizes and arbors
- High-impact, rugged plastic carrying case
- Each kit includes three hole saw stops








CAT. NO.	UPC NO.	DESCRIPTION	WEIGHT	
			LBS.	KG.
830	19192	Hole Saw Kit for 1/2" through 2" Conduit Sizes	2.7	1.2
834	19913	Hole Saw Kit for 2-1/2" through 4" Conduit Sizes	6.2	2.8
835	27538	Hole Saw Kit for 1/2" through 4" Conduit Sizes	7.7	3.5
889	03478	Plumber's Hole Saw Kit – 3/4" through 2-1/4" Conduit Sizes	2.3	1.0
890	03479	Industrial Maintenance Hole Saw Kit – 3/4" through 4-3/4" Conduit Sizes	9.7	4.4
891	03480	Electrician's/Plumber's Hole Saw Kit – 3/4" through 2-1/2" Conduit Sizes	3.5	1.6




KIT CAT./UPC NO.

CAT. NO.	UPC NO.	DESCRIPTION	830/ 19192	834/ 19913	835/ 27538	889/ 03478	890/ 03479	891/ 03480
825-3/4	19134	3/4" Hole Saw				✓	✓	✓
825-7/8	19136	7/8" Hole Saw	✓		✓	✓	✓	✓
825-1	19138	1" Hole Saw					✓	
825-1-1/8	19141	1-1/8" Hole Saw	✓		✓	✓	✓	✓
825-1-3/8	19146	1-3/8" Hole Saw	✓		✓		✓	✓
825-1-1/2	19148	1-1/2" Hole Saw				✓	✓	✓
825-1-3/4	19152	1-3/4" Hole Saw	✓		✓	✓	✓	✓
825-2	19155	2" Hole Saw	✓		✓		✓	✓
825-2-1/4	19159	2-1/4" Hole Saw				✓	✓	✓
825-2-1/2	19162	2-1/2" Hole Saw	✓		✓		✓	✓
825-3	19167	3" Hole Saw		✓	✓		✓	
825-3-1/4	19169	3-1/4" Hole Saw					✓	
825-3-5/8	19172	3-5/8" Hole Saw		✓	✓		✓	
825-3-3/4	19174	3-3/4" Hole Saw					✓	
825-4-1/8	19177	4-1/8" Hole Saw		✓	✓		✓	
825-4-1/2	19180	4-1/2" Hole Saw		✓	✓			
825-4-3/4	19181	4-3/4" Hole Saw					✓	
825-3/4	19134	Pg-11 (19.0 mm) Hole Saw						
825-1-1/2	19148	Pg-29 (38.1 mm) Hole Saw						
825-1-7/8	19154	Pg-36 (47.6 mm) Hole Saw						
825-2-3/8	19161	Pg-48 (60.3 mm) Hole Saw						
38522	38522	Arbor w/Pilot Drill	2					
37157	37157	Arbor w/Pilot Drill			✓			
37155	37155	Arbor w/Pilot Drill			✓	✓	✓	✓
37156	37156	Arbor w/Pilot Drill	✓	✓	✓	✓	✓	✓
38526	38526	Pilot Drill				✓	✓	✓

Arbors with Replacement High-Speed Steel Pilot Drill Bits

- The best arbor in the industry ensures a solid connection without any gaps or wobbling
- Arbors include replaceable, high-speed steel pilot drill
- Pilot drills have unique split-point tip design
- Use with Greenlee bi-metal hole saws, recessed light hole saws and carbide-grit hole saws (carbide-tipped pilot drill sold separately)
- Can be used with Greenlee #901 or #904 bit extensions

							
ARBORS							
CAT./UPC NO.							
Standard Pack	N/A	37157	38522	37155	N/A	37154	37156
Point of Purchase Pack	02800	38507	38524	38505	02801	38504	38506
Bulk Pack	N/A	37157B	38522B	37155B	N/A	37154B	37156B
Shank	Hex		Hex	Hex	Hex	Hex	Hex
Shank Size	5/16" (7.9 mm)	1/4" (6.4 mm)	5/16" (7.9 mm)	7/16" (11.1 mm)	7/16" (11.1 mm)	5/16" (7.9 mm)	7/16" (11.1 mm)
Min. Chuck Size	3/8" (9.5 mm)	1/4" (6.4 mm)	3/8" (9.5 mm)	1/2" (12.7 mm)	1/2" (12.7 mm)	3/8" (9.5 mm)	1/2" (12.7 mm)
Locking Collar	No	No	No	No	No	Yes	Yes
Use With	9/16" - 2" (14.3 - 50.8 mm)	9/16" - 1-3/16" (14.3 - 30.2 mm) Hole Saws	9/16" - 1-3/16" (14.3 - 30.2 mm) Hole Saws	9/16" - 1-3/16" (14.3 - 30.2 mm) Hole Saws	9/16"-6" (14.3 - 152.4mm)	1-1/4" - 2" (31.8 - 50.8 mm) Hole Saws	1-1/4" - 6" 31.8 - 152.4 mm) Hole Saws and all Greenlee Recessed Light Hole Saws

				
ARBORS			CARBIDE-TIPPED PILOT DRILLS	
CAT./UPC NO.			CAT./UPC NO.	
Standard Pack	37623	38526	Standard Pack	10082
Qty: 6 per pack			Length	4-1/8"
POP Pack	39873	39893		(104.8 mm)
Bulk Pack	37623B	38526B	Diameter	1/4"
Qty: 50 per pack				(6.4 mm)
Length	4-1/8"	3-1/4"	Use With	37157, 37155,
	(6.4 mm)	(82.5 mm)	Greenlee	37156 &
Diameter	1/4"	1/4"	Arbor #'s	37154
	(6.4 mm)	(6.4 mm)		
Use With	37154, 37155,	37154, 37155,		
Greenlee	37156 &	37156 &		
Arbor #'s	37157	38522		

Quick Change Hole Saw Kit








Quick Change Arbor Features:

- New arbor allows for rapid mounting or removal of hole saws
- Faster, easier slug removal
- Drill pilot hole without saw:
 1. Eliminates the "bite" when saw crashes into the steel
 2. Provides better ergonomics - reduces stress on wrist, arm and hand
 3. Eliminates obstructed view from hole saw
- Only one arbor required from 7/8" to 6" (7/16" shank recommended for hole saws above 2-1/2")
- Works with recessed light and carbide grit hole saw products as well
- Adapters re-usable to minimize costs
- Universal - works with any brand hole saw

Kit contains Bi-metal hole saws for 1/2" through 2" conduit sizes
See page 117 for details

SPECIFICATIONS

Shank	Available for 3/8" and heavy duty 1/2" chuck sizes
Arbor length	5-1/2" with pilot drill
Arbor operation	Push collar to lock on saw; pull to release saw
Arbor pilot drill	37623, 4-1/8" x 1/4" (104.8 mm x 6.4 mm)

CAT. NO.	UPC NO.	DESCRIPTION
830Q	02806	Quick Change Hole Saw Kit for 1/2" through 2" Conduit Sizes
 02800	02800	5/16" Arbor, Minimum Chuck Size 3/8"
 02801	02801	7/16" Arbor, Minimum Chuck Size 1/2"
 02803	02803	Small Adapters for 9/16" to 1-9/16" Saws Qty. 10
 02804	02804	Large Adapters for 1-5/8" to 6" Saws Qty. 3
 02805	02805	Bushings for 1-1/4" to 1-9/16" Saws Qty. 5

Deburring Tool



- Cleans burrs from both sides of the hole in seconds, saving time and labor
- Works with any hole size or shape 3/4" or larger
- Use with existing drills, battery or electric-powered
- Ensures safety, less chance of personnel or equipment being cut on sharp edges
- U.S. Pat. No. 7,150,589

SPECIFICATIONS

Material thickness	Deburs up to 10 gauge
Material type	Mild and stainless steel, copper, brass, aluminum
Shank	Minimum chuck size 3/8"
Cutter size	13/16" diameter
Operation	Run tool clockwise to deburr; counterclockwise to clear chips

NOTE: TO EXTEND THE LIFE OF YOUR TOOL, SEE CUTTING/THREADING OIL ON PAGE 141.

Carbide-Grit Hole Saws



725-1-3/8

- Long-lasting tungsten carbide-grit delivers extremely clean, smooth cuts through tile, cement board, and other abrasive materials
- Perfect for cutting holes in Quazite® enclosure or hardy board siding for 3-0 box installation
- Rugged construction for enduring performance
- Use with Arbors listed on page 119

CARBIDE GRIT HOLE SAWS

CAT. NO.	UPC NO.	ACTUAL HOLE SIZE		HOLE DIAMETER		
		IN.	MM	CONDUIT	PG	ISO
725-7/8	10072	7/8	22.2	1/2"	16	
725-1-1/8	10073	1-1/8	28.6	3/4"	21	
725-1-3/8	10075	1-3/8	35.0	1"		
725-1-3/4	10077	1-3/4	44.4	1-1/4"		
725-2	10078	2	50.8	1-1/2"		50
725-2-1/2	10080	2-1/2	63.5	2"		63
725-3-5/8	10081	3-5/8	92.1	3"		
725-4-1/8	10687	4-1/8	104.8	3-1/2"		
725-4-1/2	01879	4-1/2	114.3	4"		

PILOT DRILL

CAT. NO.	UPC NO.	DESCRIPTION
725-001	10082	1/4" Carbide Tipped Pilot Drill






Quazite is a registered trademark of Hubbell Inc.

RECESSED LIGHT HOLE SAWS

Recessed Light Hole Saws



35712

CAT. NO.	UPC NO.	DESCRIPTION
35708	35708	Set of 5 Blade Screws
 35720	35720	Blade for 35712
 35721	35721	Blade for 35713
 35722	35722	Blade for 35714
 35723	35723	Blade for 35715
 35730	35730	Blade for 35728

- Industry's only interchangeable replacement blades
- Strong durable back plate
- Available in two styles – steel tooth and carbide grit
- Use with a power drill to cut large diameter holes for recessed lighting fixtures
- Saws use Greenlee arbor 37156, purchased separately

SPECIFICATIONS

Capacity Steel Toothed Blade - up to 7/8" (22.2 mm) plywood, wood, acoustical tile and ceiling tile.
Carbide Grit Blade - up to 7/8" (22.2 mm) drywall, plywood, wood, acoustical tile, ceiling tile, plaster and stucco.

CAT. NO.	UPC NO.	DESCRIPTION	DIAMETER	USE FOR
35712	35712	Steel Toothed	4-3/8" (111 mm)	Mini Juno, Capri,
35713	35713	Steel Toothed	6-3/8" (162 mm)	Halo and Capri
35714	35714	Steel Toothed	6-5/8" (168 mm)	Juno and Progress
35715	35715	Steel Toothed	6-7/8" (175 mm)	Lithonia, Marco,
35728	35728	Steel Toothed	5-3/8" (137 mm)	Capri, Juno, Lightolier, Progress, and Precolite

Quick Cutter™ Hole Saws



06923

- Quickest, most affordable way to cut perfect holes in ceiling tile
- Cuts clean, precise holes that ensure no light leakage or poor-fitting installations
- Self-sharpening, carbide-sprayed cutting tips can cut dozens of holes in very abrasive materials and still stay sharp
- Stabilizer spring balances cutting forces and offers more control of the tool when drilling drywall
- Dedicated arbor and pilot drill eliminates changeover time
- Fits a 3/8" drill chuck and can be used with a cordless drill
- Included dust shield helps eliminate flying dust and debris

CAT. NO.	UPC NO.	DESCRIPTION
06923	06923	Quick Cutter Recessed Hole Saw, Adjustable in 1/2" Increments for Cuts of 2-1/2" to 7"

Recommended Hole Saw Cutting Speeds

HOLE SAW SIZE		RPM			
INCH	MM	MILD STEEL	CAST IRON	BRASS	ALUMINUM
9/16	14.3	580	400	790	900
5/8	15.9	550	365	730	825
11/16	17.5	500	330	665	750
3/4	19.0	460	300	600	690
13/16	20.6	425	280	560	635
7/8	22.2	390	260	520	585
15/16	23.8	370	245	495	555
1	25.4	350	235	470	525
1-1/16	27.0	325	215	435	480
1-1/8	28.6	300	200	400	450
1-3/16	30.2	285	190	380	425
1-1/4	31.7	275	180	360	410
1-5/16	33.3	260	175	345	390
1-3/8	35.0	250	165	330	375
1-7/16	36.5	240	160	315	360
1-1/2	38.1	230	150	300	345
1-9/16	39.7	220	145	290	330
1-5/8	41.3	210	140	280	315
1-11/16	42.9	205	135	270	305
1-3/4	44.4	195	130	260	295
1-13/16	46.0	190	125	250	285
1-7/8	47.6	180	120	240	270
2	50.8	170	115	230	255
2-1/16	52.4	165	110	220	245
2-1/8	54.0	160	105	210	240
2-1/4	57.2	150	100	200	225

HOLE SAW SIZE		RPM			
INCH	MM	MILD STEEL	CAST IRON	BRASS	ALUMINUM
2-5/16	58.7	150	100	195	225
2-3/8	60.3	140	95	190	200
2-1/2	63.5	135	90	180	205
2-9/16	65.0	130	85	175	200
2-5/8	66.7	130	85	170	195
2.677	68.0	125	80	160	185
2-3/4	69.8	125	80	160	185
2-7/8	73.0	120	80	160	180
2.913	74.0	115	75	150	170
3	76.2	115	75	150	170
3-1/8	79.4	110	70	140	165
3-1/4	82.5	105	70	140	155
3-3/8	85.7	100	65	130	150
3-1/2	88.9	95	65	130	145
3-5/8	92.1	95	60	120	140
3-3/4	95.2	90	60	120	135
3-7/8	98.4	90	60	120	135
4	101.6	85	55	110	130
4-1/8	104.8	80	55	110	120
4-1/4	108.0	80	55	110	120
4-3/8	111.1	80	50	100	120
4-1/2	114.3	75	50	100	105
4-3/4	120.6	75	50	95	95
5	127.0	65	45	90	90
5-1/2	139.7	60	35	85	85
6	152.4	55	35	75	75

AUGER BITS

Nail Eater® RT



A PRODUCT VIDEO IS
AVAILABLE, SCAN THIS QR
CODE OR VISIT:
www.youtube.com/GreenleeDEMO

- No more sharpening with our quick-change cutting edge and feed screw
- High quality carbon alloy steel for more durability and longer life
- Pulls through the wood even after several holes, no pushing to finish
- Easy pull-back ground shaft
- Maximum chip removal over the center flute
- Patented tip design

CAT NO.	UPC NO.	DESCRIPTION
66RT-7/8	12555	Auger Bit 7/8" x 18
66RT-1	12556	Auger Bit 1" x 18
63RT-7/8	12558	Auger Bit 7/8" x 8-5/8
63RT-1	12559	Auger Bit 1" x 8-5/8
PTR-7/8	12561	Replacement Tip 7/8"
PTR-1	12562	Replacement Tip 1"



NO MORE RE-SHARPENING!

Easy & Fast to Replace in the Field. Get Back to Work in Seconds.



Insert Cutting Edge...



Insert Feed Screw...



Tighten Set Screw.

Auger Bit
Replacement Kit
(PTR-7/8 shown)



Nail Eater® Extreme

IMPROVED
 CUTTING EDGE


62PTS-13/16



- Improved cutting edge provides 30% longer life span.
- Patented new design for improved cutting and cleaner holes
- Self-feeding screw point draws bit through wood
- Patented pending, cutting angle design- smoother starts, reduced cutting loads
- Made of super tough, heat-treated steel; cuts through nails and provides longer life
- "Shorty" bits - for working in tight places, yet still can go through three abutting 2 x 4s
- See "Bit Extensions" if more length is required (see page 127)
- P.O.P packaged
- Made in the USA

SPECIFICATIONS

NAIL EATER® EXTREME SHORTY

Overall Length	7-5/8" (193.7 mm)
Twist Length	5" (127 mm)
Electrical drill required	All Big Shank, 1/2" drill.

NAIL EATER® EXTREME

Overall Length	18" (457.2 mm)
Twist Length	15" (381 mm)

NAIL EATER® EXTREME SHORTY

CAT. NO.	POP UPC NO.	BULK CAT. NO.	BULK UPC NO.	QTY.	HOLE DIA.		HEX SHANK	
					INCH	MM	INCH	MM
62PTS-5/8	31788	—	—	—	5/8	15.9	7/16	11.1
62PTS-11/16	31790	—	—	—	11/16	17.5	7/16	11.1
62PTS-3/4	31792	62PTS-B-3/4	36640	12	3/4	19.1	7/16	11.1
62PTS-13/16	31794	—	—	—	13/16	20.6	7/16	11.1
62PTS-7/8	31796	62PTS-B-7/8	36642	12	7/8	22.2	7/16	11.1
62PTS-1	31798	62PTS-B-1	36643	12	1	25.4	7/16	11.1
62PTS-1-1/8	30431	—	—	—	1-1/8	28.6	7/16	11.1
62PTS-1-1/4	30433	—	—	—	1-1/4	31.8	7/16	11.1

NAIL EATER® EXTREME

CAT. NO.	POP UPC NO.	BULK CAT. NO.	BULK UPC NO.	QTY.	HOLE DIA.		HEX SHANK	
					INCH	MM	INCH	MM
66PT-1/2	30915	—	—	—	1/2	12.7	5/16	7.9
66PT-5/8	30919	—	—	—	5/8	15.9	7/16	11.1
66PT-11/16	30921	—	—	—	11/16	17.5	7/16	11.1
66PT-3/4	30923	66PT-B-3/4	36659	24	3/4	19.1	7/16	11.1
66PT-13/16	30925	—	—	—	13/16	20.6	7/16	11.1
66PT-7/8	30927	66PT-B-7/8	36662	24	7/8	22.2	7/16	11.1
66PT-15/16	30929	—	—	—	15/16	23.8	7/16	11.1
66PT-1	30931	66PT-B-1	36664	24	1	25.4	7/16	11.1
66PT-1-1/8	30935	—	—	—	1/8	28.6	7/16	11.1
66PT-1-1/4	30937	—	—	—	1-1/4	31.8	7/16	11.1

Nail Eater® Extreme Impact Bits

IMPROVED
 CUTTING EDGE


37868




- Quickly bore through creosoted and salt-treated utility poles
- Resists wear, eats through nails and staples
- Self-feeding screw point draws the bit through the wood
- 7/16" hex shank to fit impact drivers
- Available in 18" overall length
- Made in the USA

NAIL EATER® EXTREME

CAT. NO.	POP UPC NO.	HARDWARE DIAMETER		HOLE DIA. DIAMETER		OVERALL LENGTH		HEX SHANK	
		INCH	MM	INCH	MM	INCH	MM	INCH	MM
37868	37868	9/16	14.3	5/8	15.9	18	457.2	7/16	11.1
37869	37869	11/16	17.5	3/4	19.1	18	457.2	7/16	11.1
37870	37870	13/16	20.6	7/8	22.2	18	457.2	7/16	11.1
37871	37871	15/16	23.8	1	25.4	18	457.2	7/16	11.1

Nail Eater® Extreme Black Utility Auger Bits



- Teflon® coating resists heat and friction for fast and smooth operation
- Patented cutting edge cuts nails and staples so the bits last longer over time
- Over center flute design evacuates chips faster, no clogging or chip flyback
- Less power required to drill holes – extending battery life by up to 30%
- Made in the USA

CAT. NO.	UPC NO.	DESCRIPTION	QTY.
66TF-9/16	02004	IMPACT AUGER BIT, TF-9/16" x 18" (POP)	1
66TF-11/16	02005	IMPACT AUGER BIT, TF-11/16" x 18" (POP)	1
66TF-13/16	02006	IMPACT AUGER BIT, TF-13/16" x 18" (POP)	1
66TF-15/16	02007	IMPACT AUGER BIT, TF-15/16" x 18" (POP)	1

SPECIFICATIONS

9/16	18" X 1.5" X 1.5" (47.52 cm X 3.81cm X 3.81cm)
11/16	18" X 1.5" X 1.5" (47.52 cm X 3.81cm X 3.81cm)
13/16	18" X 1.5" X 1.5" (47.52 cm X 3.81cm X 3.81cm)
15/16	18" X 1.5" X 1.5" (47.52 cm X 3.81cm X 3.81cm)

Stubby Auger Wood Bits




- Over center single flute design for cleaner holes and less splintering
- Unique cutting edge design for fast and smooth cutting action
- Shorter than the top competitor's bit for better access to tight spaces between studs and joists
- Perfect for drilling 2" and 4" joists
- Augers have self-feeding screw point that draws bit through all wood types with less operator fatigue
- Eliminates the need for special tools such as expensive right angle drills or multiple steps to cut the hole to size
- 1/4" hex quick change design for fast and easy use in all drill types
- Clearly marked with bit diameter and catalog number on shank for easy identification

CAT. NO.	UPC NO.	HOLE DIA. DIAMETER		OVERALL LENGTH	
		INCH	MM	INCH	MM
60A-3/4	12417	3/4	19.1	4.5	144
60A-7/8	12418	7/8	22.2	4.5	144
60A-1	10538	1	25.4	4.5	144

CAT. NO.	UPC NO.	DESCRIPTION
60A-3/4	12417	3/4" Stubby Auger Wood Bit
60A-7/8	12418	7/8" Stubby Auger Wood Bit
60A-1	10538	1" Stubby Auger Wood Bit



Long Auger Wood Bits



**Not a Nail Eater – should not be used in wood with nails or other hard objects*

- Fast easy drilling of clean holes, especially in salt treated utility poles
- Made from hardened alloy steel for added toughness
- The self-feeding threaded screw point draws the bit completely through the wood – no need to push the bit while drilling
- Over center flute for evacuating chips
- Shaft is straightened for fewer vibrations to the hand and to help control the quality of the hole
- Cutting edge can be re-sharpened multiple times and continues to self feed
- 7/16" Hex Shank with easy to fit quick change groove for Impact Drivers

CAT. NO.	UPC NO.	DESCRIPTION
70PT-11/16	11097	11/16" x 24" Impact Auger Wood Bit
71PT-11/16	11100	11/16" x 30" Impact Auger Wood Bit
70PT-13/16	11098	13/16" x 24" Impact Auger Wood Bit
71PT-13/16	11101	13/16" x 30" Impact Auger Wood Bit
70PT-15/16	11099	15/16" x 24" Impact Auger Wood Bit
71PT-15/16	11102	15/16" x 30" Impact Auger Wood Bit

Bit Extensions



- Extend bit lengths - Hole saw arbors, spade bits, Nail Eater II® bits, Electrician's bits and Step bits
- Use for boring deeper into wood

CAT. NO.	UPC NO.	DESCRIPTION
R 3713GB	50962	Set Screw for 901-12
R 3678GB	50753	Set Screw for 902-18 and 902-24
R 3693GB	50765	Set Screw for 904H-12/34980, 904H-18 and 904H-24

CAT. NO.	UPC NO.	LENGTH		HEX SHANK		HOLE DIAMETER		HEAD DIAMETER	
		INCH	MM	INCH	MM	INCH	MM	INCH	MM
901-12	02706	12	304.8	1/4	6.4	1/4	6.4	9/16	14.3
902-18	02707	18	457.2	5/16	7.9	23/64	9.1	21/32	16.7
902-24	02708	24	609.6	5/16	7.9	23/64	9.1	21/32	16.7
904H-12	34980	12	304.8	7/16	11.1	**		23/32	18.3
904H-18	35356	18	457.2	7/16	11.1	**		23/32	18.3
904H-24	35358	24	609.6	7/16	11.1	**		23/32	18.3

**For 7/16" Hex or 1/2" Round with 3 Flats, 1/4" Wide

D'VersiBIT® AUGER BITS & ACCESSORIES

D'VersiBIT® System



A new twist to an old problem.

These flexible steel drill bits are the right tools for installing wire or cable inside existing walls.

It bends to meet your needs!

Fishing wire or cable through existing walls used to be frustrating and time-consuming, but the D'VersiBIT has made it as simple as bowing the spring steel shaft in the direction you want to drill and turning on the power. Proven in the field to deliver accurate and professional results in many applications. Bits range from 3/16" to 1" (4.8 to 25.4 mm) in diameter and in shaft length from 12" to 72" (304.8 to 1828.8 mm).

The D'VersiBIT® System makes it possible to easily accomplish even complex installations. This patented system attaches a quality drill bit to a long flexible spring steel shaft.

When used with the Placement Tool, this flexibility makes it possible to easily manipulate the bit within walls. After drilling, attach a D'VersiGRIP to the hole in the drill and pull wire or cable back through the wall.



Type A, Auger



- Wood-type auger bit with screw point
- Pulls itself through wood, avoids walking or skidding
- Excellent for drilling in soft woods or through thin sections
- Slow back-taper allows for easy retrieval

Type B, Combination with Screw Point



- For aggressive chip removal in many types of woods
- Screw point for easy starting and pulling through wood
- With screw point removed, this bit can be ground to function like a standard combination bit

BIT DIAMETER INCH (MM) COLOR CODE	SHAFT LENGTH		SHAFT DIAMETER		TYPE A AUGER		TYPE B COMBINATION WITH SCREW POINT	
	INCH	MM	INCH	MM	CAT. NO.	UPC NO.	CAT. NO.	UPC NO.
3/8" (9.5 mm) Black	54	1371.6	3/16	4.8	06-03-54A	38068	06-03-54B	38093
	72	1828.8	3/16	4.8	06-03-72A	38069	06-03-72B	38094
1/2" (12.7 mm) Green	54	1371.6	3/16	4.8	08-03-54A	38073	08-03-54B	38098
	72	1828.8	3/16	4.8	08-03-72A	38074	08-03-72B	38099
9/16" (14.3 mm) Orange	54	1371.6	3/16	4.8	09-03-54A	38078	09-03-54B	38103
	72	1828.8	3/16	4.8	09-03-72A	38079	09-03-72B	38104
3/4" (19.1 mm) Red	54	1371.6	1/4	6.4	12-04-54A	38083	—	—
	72	1828.8	1/4	6.4	12-04-72A	38084	—	—
1" (25.4 mm) White	54	1371.6	1/4	6.4	16-04-54A	38088	—	—
	72	1828.8	1/4	6.4	16-04-72A	38089	—	—

D'VersiBIT® Starter Kit



DBITKIT

- All the tools to complete a typical wiring job
- Includes 09-03-54B bit, 712P placement tool and 150 pulling grip

CAT. NO.	UPC NO.	DESCRIPTION
DBITKIT	01630	D'VersiBIT® Kit with 9/16" Bit, Placement Tool and Grip for Pulling 1/2" OD Wire

Extensions



38686

- Sizes for 3/16" (4.8 mm) and 1/4" (6.4 mm) diameter shafts
- Connect to chuck end of D'VersiBIT® shaft to increase the length of the bit


CAT. NO.	UPC NO.	USE WITH	
		SHAFT DIA.	LENGTH
3XT 54	38686	3/16" (4.8 mm)	54" (1371.6 mm)
4XT 54	38689	1/4" (6.4 mm)	54" (1371.6 mm)

SPECIFICATIONS

Size 3XT 54- connecting end diameter 7/16" (11.1 mm)
4XT 54 - connecting end diameter 5/8" (15.9 mm)

CAT. NO.	UPC NO.	DESCRIPTION
R 54333	54333	Screws for 3XT
R 50753	50753	Screws for 4XT

Placement Tool



712P

- Allows placement of the drill bit at any point within the wall
- Helpful in judging where the bit will be during drilling to avoid accidentally drilling through the wall
- Useful for vertical and horizontal placements

SPECIFICATIONS

Function Use to position all bit and shaft sizes.

CAT. NO.	UPC NO.	DESCRIPTION
712P	38350	D'VersiBIT® Placement Tool

Wire and Cable Pulling Grips



168Q

150Q

125Q

- Grip can attach to standard D'Versibit® or to any standard 1/4" Quick Connect adapter
- Swivel design reduces twisting
- Mesh design holds wire or cable during pull
- Capacity: 100 lbs. pulling force

SPECIFICATIONS

Function For pulling wire, cable or fish tape through walls.
Pulling Strength 100 lbs.

CAT. NO.	UPC NO.	DESCRIPTION
125Q	12791	Quick Change Grip for Pulling Single Wire with 3/8" to 1/2" (9.5 mm to 12.7 mm).
150Q	12792	Quick Change Grip for Pulling 1/2" (12.7 mm) OD Wire with 1/2" to 9/16" (12.7 to 14.3 mm).
168Q	12793	Quick Change Grip for Pulling 3/4" (19.1 mm) OD Wire with 3/4" to 1" (19.1 to 25.4 mm).



Quick Change D'VersiBIT® System Kit



- All the same great features as a traditional flexible drill bit, but with even more flexibility and versatility
- Simplifies the frustrating and time-consuming process of installing wire or cable inside existing walls
- For use when drilling between studs and joists
- Can use with any type of bit with a 1/4" quick change hex on it, such as spade bits, auger bits or drill bits for increased application flexibility.
- Replace only the bit as it wears rather than the entire bit and shaft for lower overall cost of ownership
- Quickly and easily switch from drilling to pulling with the quick change pulling grip

SPECIFICATIONS

	Dimensions	Weight
941	1.2 x 8.5 x 40.7" (30.5 x 215.9 x 1033.8mm)	1.67 lbs (.76kg)
941-18	.85 x 2.75 x 21.75" (21.6 x 69.9 x 555.24mm)	0.6 lbs (.27kg)
941-36	.85 x 2.75 x 39.75" (21.6 x 69.9 x 1009.6mm)	0.73 lbs (.33kg)
60A-3/4	1.25 x 3.75 x 8.25" (31.7 x 95.2 x 209.5mm)	0.34 lbs (.15kg)
125Q	9.3 x 3.6 x 1.2" (236 x 91 x 30.5mm)	0.04 lbs (.02kg)
150Q	1 x 3.25 x 12" (25.4 x 82.5 x 304.8mm)	0.12 lbs (.05kg)
168Q	12 X 3.6 X 1.2" (304 x 91 x 30.5mm)	0.06 lbs (.03kg)
712P	.8 x 8 x 9.8" (20.3 x 203.2 x 248.9mm)	0.43 lbs (.19kg)
921	.5 x 5 x 39.25" (12.7 x 127 x 996.9mm)	1.15 lbs (.52kg)
921-18	2.25 x 5 x 21.5" (57.1 x 127 x 539.7mm)	0.68 lbs (.31kg)
921-36	2.25 x 5 x 39.5" (57.1 x 127 x 1003.3mm)	0.74 lbs (.33kg)
60A-5/8	1.25 x 3.75 x 8.25" (31.7 x 95.2 x 209.5mm)	0.31 lbs (.14kg)
60A-7/8	1.28 x 3.75 x 8.25" (32.5 x 95.2 x 209.5mm)	0.36 lbs (.16kg)
60A-1	1.3 x 3.75 x 8.25" (33 x 95.2 x 209.5mm)	0.38 lbs (.17kg)

CAT. NO.	UPC NO.	DESCRIPTION
941	31388	D'Versibit, Quick Change, Starter Kit
941-18	31390	D'Versibit, Extension 1/4 x 18 (POP)
941-36	31389	D'Versibit, Extension 1/4 x 36 (POP)
60A-3/4	12417	Bit, Auger, Quick Change 3/4A (POP)
125Q	12791	Grip, Quick Change 3/8 x 1/4 (POP)
150Q	12792	Grip, Quick Change 1/2 x 1/4 (POP)
168Q	12793	Grip, Quick Change 3/4 x 1/4 (POP)
712P	38350	Tool, Placement (Pkg'd - All Bits)
921	12411	Quick Change Extension System Kit (POP)
921-18	12413	Extension, Quick Change 3/16 x 18 (POP)
921-36	12415	Extension, Quick Change 3/16 x 36 (POP)
60A-5/8	12416	Bit, Auger, Quick Change 60A - 5/8 (POP)
60A-7/8	12418	Bit, Auger, Quick Change 60A - 7/8 (POP)
60A-1	10538	Bit, Auger, Quick Change (1A) (POP)

Quick Connect Extensions



- Flexible shaft allows easy access to difficult and tight areas
- Convenient 1/4" quick connect receiver accepts most standard quick change accessories
- Multiple extensions can be easily joined to create the perfect length for any job
- Capacity: Any 1/4" quick change accessory 3/4" diameter and under

CAT. NO.	UPC NO.	DESCRIPTION
921-18	12413	Extension, Quick Change 3/16x18
921-36	12415	Extension, Quick Change 3/16x36
125Q	12791	Grip, Quick Change 3/8x1/4
150Q	12792	Grip, Quick Change 1/2x1/4
168Q	12793	Grip, Quick Change 3/4x1/4
60A-3/4	12417	Bit, Auger, Quick Change 3/4A
921	12411	Quick Change Extension System Kit




SPECIFICATIONS

EXTENSION	SHAFT LENGTH		SHAFT DIA.		KIT CAT/UPC NO.
	INCH	MM	INCH	MM	921/12411
921-18	18	457.2	3/16	4.8	1
921-36	36	914.4	3/16	4.8	1

GRIP	CAPACITY	KIT CAT/UPC NO. 921/12411
125Q	100lbs	
150Q	100lbs	1
168Q	100lbs	

STUBBY AUGER BIT	CAPACITY	HEX SHANK		KIT CAT/UPC NO.
		INCH	MM	921/12411
60A-3/4	3/4	1/4	19.1	1



SPADE BITS

Self-Feeding Spade Bits



34AR6



Bore hardwood, softwood, plywood and drywall

- Innovative self-feeding design requires less effort and reduces vibration
- Unique tapered design allows existing hole enlargement
- 1/4" Quick change hex shank
- Forged and heat treated for long life
- For use in 1/4" (6.4 mm) or larger power drills
- Hole in top center of bit for wire pulling
- See "Bit Extensions" (page 127) if more length required
- P.O.P. Packaged

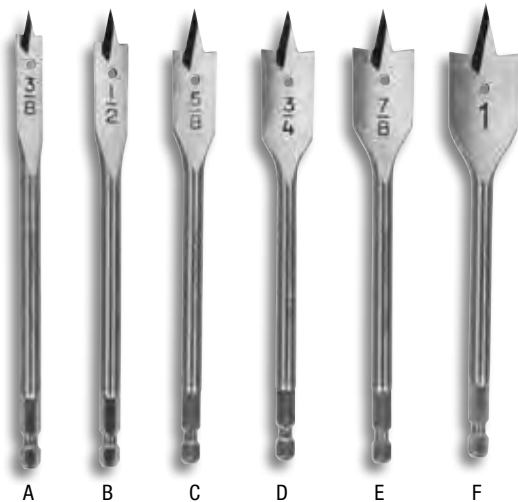
SPADE BIT KIT

CAT. NO.	UPC NO.	DESCRIPTION	WEIGHT	
			LBS.	GRAMS
34AR-6	03710	Self-Feeding Spade Bit Kit (6PC)	.83	376.48

34A SPADE BITS – LENGTH 6-1/4" (158.8 MM)

CAT. NO.	UPC NO.	HOLE DIAMETER		HEX SW HANK		KIT CAT./ UPC NO 34AR-6/ 03710
		INCH	MM	INCH	MM	
34A-3/8	03711	3/8	9.5	1/4	6.4	1
34A-1/2	03712	1/2	12.7	1/4	6.4	1
34A-5/8	03713	5/8	15.9	1/4	6.4	1
34A-3/4	03714	3/4	19.1	1/4	6.4	1
34A-7/8	03715	7/8	22.2	1/4	6.4	1
34A-1	03716	1	25.4	1/4	6.4	1

Spade Bits



SPECIFICATIONS

Length	33A Spade Bit - 6-1/4" (158.8 mm)
	33L Spade Bit - 16" (406.4 mm)



Bore hardwood, softwood, plywood and drywall

- Forged and heat treated for long life
- For use in 1/4" (6.4 mm) or larger power drills
- Hole in top center of bit for wire pulling
- See "Bit Extensions" (page 127) if more length required
- P.O.P. Packaged

CAT. NO.	UPC NO.	DESCRIPTION
33AR-6	20364	Spade Bit Kit (see chart)

33A SPADE BITS – LENGTH 6-1/4" (158.8 MM)

KEY	CAT. NO.	UPC NO.	HOLE DIAMETER		HEX SHANK		KIT CAT./UPC NO. 33AR-6/ 20364
			INCH	MM	INCH	MM	
-	33A-1/4	20344	1/4	6.4	1/4	6.4	
A	33A-3/8	20346	3/8	9.5	1/4	6.4	1
B	33A-1/2	20348	1/2	12.7	1/4	6.4	1
C	33A-5/8	20350	5/8	15.9	1/4	6.4	1
D	33A-3/4	20352	3/4	19.1	1/4	6.4	1
E	33A-7/8	20354	7/8	22.2	1/4	6.4	1
F	33A-1	20357	1	25.4	1/4	6.4	1
-	33A-1-1/8	20358	1-1/8	28.6	1/4	6.4	
-	33A-1-1/4	20359	1-1/4	31.8	1/4	6.4	
-	33A-1-3/8	20360	1-3/8	34.9	1/4	6.4	
-	33A-1-1/2	20361	1-1/2	38.1	1/4	6.4	

33L SPADE BITS – LENGTH 16" (406.4 MM)

CAT. NO.	UPC NO.	HOLE DIAMETER		HEX SHANK		WEIGHT	
		INCH	MM	INCH	MM	LBS	G
33L-3/8	31536	3/8	9.5	1/4	6.4	.32	145
33L-1/2	31537	1/2	12.7	1/4	6.4	.33	150
33L-5/8	31539	5/8	15.9	1/4	6.4	.4	181
33L-3/4	31540	3/4	19.1	1/4	6.4	.4	181
33L-7/8	31541	7/8	22.2	1/4	6.4	.55	250
33L-1	31542	1	25.4	1/4	6.4	.33	150

E-Z Bore® Self-Feed Bits



149H2-1-3/8

- Double-end replaceable screw point. Choose the right feed for the material you are drilling. Fine thread for hardwoods, coarse thread for fast, effortless drilling even in soft, gummy woods
- Tapered backside for easier removal
- Open design won't clog with wood chips
- Three milled flats for use in portable electric or pneumatic drills and stationary boring machines
- Shank size = 7/16"

E-Z BORE® SELF-FEED BITS

CAT. NO.	UPC NO.	PIPE & CONDUIT SIZE	HOLE DIA.		LENGTH	
			INCH	MM	INCH	MM
149H2-1	01247	1/2"	1"	25.4	5"	127.0
149H2-1-1/8	01250	1/2"	1-1/8"	28.6	5"	127.0
149H2-1-1/4	01249	3/4"	1-1/4"	31.8	5"	127.0
149H2-1-3/8	01252	3/4"	1-3/8"	34.9	5"	127.0
149H2-1-1/2	01248	1"	1-1/2"	38.1	5"	127.0
149H2-1-3/4	01251	1-1/4"	1-3/4"	44.4	5"	127.0
149H2-2	01257	1-1/4"	2"	50.8	5"	127.0
149H2-2-1/8	01260	1-1/2"	2-1/8"	54	5"	127.0
149H2-2-1/4	01258	1-1/2"	2-1/4"	57.2	5"	127.0
149H2-2-9/16	01261	2"	2-9/16"	65.1	5"	127.0
149H2-3	01262	2-1/2"	3"	76.2	5"	127.0
149H2-3-5/8	01263	3"	3-5/8"	92.1	6-1/4"	158.8
149H2-4-5/8	01272	4"	4-5/8"	117.5	6-1/4"	158.8

E-Z BORE® BIT EXTENSION

CAT. NO.	UPC NO.	DESCRIPTION	HEX SHANK SIZE		LENGTH	
			INCH	MM	INCH	MM
904H2-5-1/2	01266	Bit Extension	7/16"	11.1	5-1/2"	140.0

E-Z BORE® SCREW POINTS

CAT. NO.	UPC NO.	DESCRIPTION	SCREW POINT DIA.		LENGTH	
			INCH	MM	INCH	MM
149H2-1/4	01254	Screw Point	1/4"	6.4	2"	50.8
149H2-3/8	01271	Screw Point	3/8"	9.5	2-3/4"	69.9

E-Z BORE® Self-Feed Bits Kit



149H2KIT
Contractor Bit Kit


- Complete assortment of the most commonly used E-Z Bore® bits
- High-impact, rugged plastic carrying case
- Full complement of accessories conveniently stored

E-Z BORE® SELF-FEED BIT KIT

CAT. NO.	UPC NO.	DESCRIPTION	PIPE & CONDUIT SIZE	HOLE DIA.	
				INCH	MM
149H2KIT	01273	Contractor Bit Kit	1/2" to 2"	1" to 2-9/16"	25.4 to 65.1
34997	34997	Plastic Case			

SAW BLADES

Reciprocating Saw Blades



GREENLEE EXTREME™ Ti-Metal™ Blades

- High performance Titanium (Ti) coating + Improved Bi-Metal blades = GREENLEE EXTREME™ Ti-Metal™
- The super-hard titanium coating helps dissipate heat and resists wear on the cutting teeth
- Extreme™ Ti-Metal™ blades stay sharp, cut faster, and last longer... even in the most demanding applications

GREENLEE EXTREME™ Blades

- Heavy-duty blades for heavy metal applications
- Designed specifically for extreme metal cutting in structural steel I-Beam and angle iron
- Thicker, wider blades cut straighter and resist bending during high-load cuts

GREENLEE Bi-Metal Blades

- Greenlee blades feature improved bi-metal material with added cobalt for increased toughness, durability and blade life
- Precision cutting teeth are designed to stay sharp and cut fast, saving valuable time on the job
- Available in a variety of blade types for cutting wood, nail embedded wood, metal, and other demanding construction materials

	CAT. NO.	LENGTH X WIDTH X THICKNESS INCH / MM	MATERIAL	QTY/ PK	TEETH PER INCH	SPEED AND QUALITY OF CUT
EXTREME™ Ti-Metal™ NOTE: Minimum blade length = Material width + 3"						
	353-624G	6 x 3/4 x .035 / 152 x 19 x .9	BEST for sheet metal (1/8" and less).	5	24T	SLOWER, SMOOTHER
	353-818G	8 x 3/4 x .035 / 203 x 19 x .9	BEST for thin metal (1/16" - 3/16").	5	18T	
	353-618G	6 x 3/4 x .035 / 152 x 19 x .9	BEST for thin metal (1/16" - 3/16").	5	18T	
	353-614G	6 x 3/4 x .035 / 152 x 19 x .9	BEST for medium metal (3/32" - 3/8").	5	14T	
	353-610G	6 x 3/4 x .035 / 152 x 19 x .9	BEST for general purpose.	5	10T	
	353-810G	8 x 3/4 x .050 / 203 x 19 x 1.3	BEST for general purpose.	5	10T	
	353-656G	6 x 3/4 x .050 / 152 x 19 x 1.3	BEST for clean wood and wood with nails. (plunge cutting)	5	6T	FASTER, ROUGHER
EXTREME™ NOTE: Minimum blade length = Material width + 3"						
	353-6118	6 x 1 x .042 / 152 x 25 x 1.1	BEST for structural steel (up to 1/4").	5	18T	SLOWER, SMOOTHER
	353-9118	9 x 1 x .042 / 229 x 25 x 1.1	BEST for structural steel (up to 1/4").	5	18T	
	353-6114	6 x 1 x .042 / 152 x 25 x 1.1	BEST for structural steel (up to 3/8").	5	14T	
	353-9114	9 x 1 x .042 / 229 x 25 x 1.1	BEST for structural steel (up to 3/8").	5	14T	



Metal



Wood With Nails



Plastic



Demolition



Drywall



Cement Board



Cast Iron



Block










Stainless Steel




Structural Steel

Reciprocating Saw Blades

	CAT. NO.	LENGTH X WIDTH X THICKNESS INCH / MM	MATERIAL	QTY/ PK	TEETH PER INCH	SPEED AND QUALITY OF CUT
BI-METAL						
NOTE: Minimum blade length = Material width + 3"						
	353-624	6 x 3/4 x .035 / 152 x 19 x .9	 BETTER for sheet metal (1/8" and less).	5	24T	SLOWER, SMOOTHER  
	353-818	8 x 3/4 x .035 / 203 x 19 x .9	 BETTER for thin metal (1/16" - 3/16").	5	18T	
	353-618	6 x 3/4 x .035 / 152 x 19 x .9	 BETTER for thin metal (1/16" - 3/16").	5	18T	
	353-814	8 x 3/4 x .050 / 203 x 19 x 1.3	 BETTER for medium metal (3/32" - 3/8").	5	14T	
	353-614	6 x 3/4 x .035 / 152 x 19 x .9	 BETTER for medium metal (3/32" - 3/8").	5	14T	
	353-414	4 x 3/4 x .035 / 102 x 19 x .9	 BETTER for medium metal (3/32" - 3/8").	5	14T	
	353-804	8 x 3/4 x .050 / 203 x 19 x 1.3	 BETTER for thick metal (1/8" - 1/2").	5	10/14T	
	353-835	8 x 3/4 x .035 / 203 x 19 x .9	 BETTER for general purpose.	5	10/14T	
	353-635	6 x 3/4 x .035 / 152 x 19 x .9	 BETTER for general purpose.	5	10/14T	
	353-110	12 x 3/4 x .050 / 305 x 19 x 1.3	 BETTER for general purpose.	5	10/14T	
	353-810	8 x 3/4 x .050 / 203 x 19 x 1.3	 BETTER for general purpose.	5	10T	
	353-610	6 x 3/4 x .035 / 152 x 19 x .9	 BETTER for general purpose.	5	10T	
	353-123	6 x 3/4 x .035 / 152 x 19 x .9	 BETTER for general purpose.	5	8/18T	
	353-969	9 x 7/8 x .063 / 229 x 22 x 1.6	 BEST for demolition projects.	5	8/10T	
	353-646	6 x 3/4 x .050 / 152 x 19 x 1.3	 BETTER for clean wood and wood with nails.	5	6T	
	353-656	6 x 3/4 x .050 / 153 x 19 x 1.3	 BETTER for clean wood and wood with nails. (plunge cutting)	5	6T	
	353-956	9 x 3/4 x .050 / 229 x 19 x 1.3	 BETTER for clean wood and wood with nails. (plunge cutting)	5	6T	
	353-156	12 x 3/4 x .050 / 305 x 19 x 1.3	 BETTER for clean wood and wood with nails. (plunge cutting)	5	6T	
	353-636	6 x 3/4 x .050 / 152 x 19 x 1.3	 BETTER for drywall and plaster.	5	6T	
SPECIALTY						
NOTE: Minimum blade length = Material width + 3"						
	353-800RDG	8 x 3/4 x .039 / 203 x 19 x 1	  BEST for cast iron pipe, block & brick and other abrasives such as tile.	1	Diamond Grit	SLOWER, SMOOTHER   FASTER, ROUGHER
	353-618RS	6 x 3/4 x .039 / 152 x 19 x 1	 BEST for stainless steel (1/16" - 3/16"). Carbide teeth	1	18T	
	353-6563RCT	6 x 3/4 x .050 / 152 x 19 x 1.3	 BEST for cement board, fiber board, and plaster. Carbide tipped	1	6T	

HAND SAWS

12" Hack Saw



CAT. NO.	UPC NO.	DESCRIPTION
333A	23635	12" (305 mm) Heavy-Duty Hack Saw

SPECIFICATIONS

Capacity	12" (304.8 mm) Blade
Weight	1.4 lbs. (0.7 kg)

REPLACEMENT HACK SAW BLADES

CAT. NO.	UPC NO.	DESCRIPTION	QTY. PER PK
333-1218	10037	12" (305 mm) Bi-metal Blade, 18 Teeth Per Inch	5
333-1224	10038	12" (305 mm) Bi-metal Blade, 24 Teeth Per Inch	5
333-1232	10039	12" (305 mm) Bi-metal Blade, 32 Teeth Per Inch	5

Keyhole Saw



- Ergonomic-style handle with non-slip grip creates a sure and comfortable feel
- Hardened steel blade makes cutting drywall, cement board, plastic and wood quick and easy
- Blade goes through the handle for maximum support of the cutting blade

CAT. NO.	UPC NO.	DESCRIPTION
301A	23641	Keyhole Saw with 6" Blade (152 mm)

PVC Saws




- "V" tooth design enables straight cuts on both push and pull saw strokes.
- Resharpenable blade
- Pointed blade nose makes drywall surface penetration easy
- Ergonomic handle is interchangeable with most popular PVC saw brands

CAT. NO.	UPC NO.	BLADE LENGTH	DESCRIPTION
322-013	00113	13" (330 mm)	PVC Saw

BAND SAWS

Heavy-Duty Band Saw



1399


CAT. NO.	UPC NO.	DESCRIPTION
1399	31961	9-1/2" x 11: Capacity Mobile Band Saw (241.3 x 279.4 mm)
32322	32322	Wet Cutting System for 120VAC 1399
32237	32237	Vertical Work Table

- Cuts up to 8" pipe and 9-1/2" x 11" (241 x 280 mm) tray or duct
- Convertible to wet cutting systems with optional accessories
- Three sawing speeds 76, 141, and 268 feet per minute (23, 43, and 82 meters per minute)
- Converts to vertical in seconds
- Automatic shut-off after cut is complete
- Sturdy wheels for mobility and stability
- Heavy-duty, adjustable hydraulic feed
- Heavy-duty, steel bed with welded steel legs

SPECIFICATIONS

Capacity	Rectangular 9-1/2" x 11" (241.3 x 279.4 mm) Round 9-1/2" Dia. or 8" Pipe (241.3 mm) 45° Angle 5-1/2" (139.7 x 139.7 mm) Vertical Work Table 7-5/8" x 10" (193.7 x 254.0 mm) Throat Height 9-1/2" (241.3 mm) Throat Depth 6-1/4" (158.8 mm)
Dimensions	52" H. x 47" L. x 27" W. (13208 H. x 11938 L. x 685.8 W. mm)
Power Source	1399-120 VAC 1/2 Horsepower. 1399-22 - 220 VAC
Weight	346 lbs. (157 kg)
Blade Size	1/2" x .025" x 93" (12.7 mm x 0.64 mm x 2362 mm)

Band Saw Blades



399-14A

- Perfect for your mobile or portable band saw, these top-quality, bi-metal blades feature high-speed steel teeth that can handle even tough metals like stainless steel with ease
- Bi-metal blades feature high-speed tool steel, bonded to an extra-tough alloy back for maximum hardness and heat resistance
- Fits most popular models of portable band saws



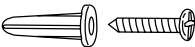
MOBILE BAND SAW BLADES

	CAT. NO.	UPC NO.	DESCRIPTION	TYPE	APPLICATION	TEETH PER INCH
	399-14A	32336	1/2" x .025" x 93" Mobile Band Saw Blade ¹	Bi-Metal	Metal	10/14
	399-18A	32337	1/2" x .025" x 93" Mobile Band Saw Blade ¹	Bi-Metal	Metal	18
	399-24A	32338	1/2" x .025" x 93" Mobile Band Saw Blade ¹	Bi-Metal	Metal	24
	389-1014-5	02593	1/2" x .020" x 44 7/8" Portable Saw Blade ²	Bi-Metal	Metal	10/14
	389-1418-5	02594	1/2" x .020" x 44 7/8" Portable Saw Blade ²	Bi-Metal	Metal	14/18
	389-24-5	02595	1/2" x .020" x 44 7/8" Portable Saw Blade ²	Bi-Metal	Metal	24

¹ Use with 1399 (31961)

ANCHORS AND FASTENERS

Anchor and Fastener Selection Guide

ANCHOR/FASTENER TYPE	USE IN	USE WITH	MADE OF	SIZE RANGE	GENERAL INFORMATION
 Caulking	Concrete, brick, stone, block	Machine screw or bolts	Zinc alloy and lead	1/4" - 20 to 3/8" - 16	Single unit caulking anchor, can be set shallow (flush) or deep in hole. Setting tool required (1 provided free in each box of anchors). For setting in hollow block or to set anchors all at the same depth, use Greenlee Screw anchor expander.
 Masonry Screw	Concrete, block, brick	No other fastener needed	Steel	1/4" x 1" to 1/4" x 2-1/2"	A safe, secure fastener that actually taps concrete and eliminates the need for concrete inserts with their alignment problems. Use with Greenlee masonry drill set tool.
 Plastic Conical	Concrete, block, tile, brick	Sheet metal, wood, lag screws	Corrosion-resistant plastic	#6-8 x 1" to #10-12 x 1"	Light-duty, multi-size anchor. Has collar for hollow materials.

Screw Anchor Expanders for Caulking Anchors



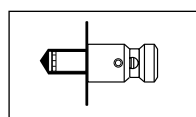
- Quickly and securely set expansive screw anchors in masonry, regardless of thickness
- Hardened alloy steel
- Patented

ANCHOR EXPANDERS

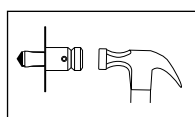
CAT. NO.	UPC NO.	EXPANSIVE BELT SIZE	USE WITH ANCHOR NO.	QTY. PER BOX	WEIGHT	
					LB.	KG
866	02667	#10 - 24	84299	1	.3	.1
868	02669	1/4" - 20	84299	1	.4	.2
870	02671	3/8" - 16	84305	1	.6	.3

ANCHOR SCREWS

CAT. NO.	UPC NO.	DESCRIPTION
R 4451AV	05191	Anchor Screw for 866
R 4457AV	05197	Anchor Screw for 868
R 4717AV	05300	Anchor Screw for 870
R 1125GB	50423	Roll Pin 1/4" x 1-1/8"



1. Drill hole of required size and put anchor screw on expander. Insert screw anchor into drilled hole.

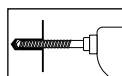


2. Strike head of expander with hammer or mallet until anchor is held securely in wall. Unscrew expander.

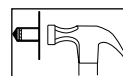
Caulking Anchors



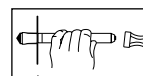
- Zinc alloy and lead caulking anchor can be set flush or sub-set. Greenlee setting tool required
- Rustproof, use interior or exterior
- For setting in hollow block. To set anchors all same depth, use Greenlee screw anchor expander



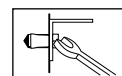
1. Drill hole in masonry.



2. Insert anchor, conical end first, until flush with surface.



3. Using setting tool, caulk lead outer sleeve with sharp blows. Position fixture.



4. Insert screw or bolt and tighten.

LEAD CAULKING ANCHORS AND SETTING TOOLS

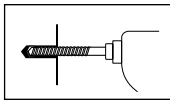
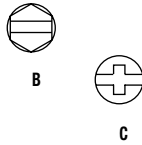
CAT. NO.	UPC NO.	THREAD		REQ. HOLE		QTY. PER BOX	WEIGHT		WORKING LOAD PULLOUT	
		SIZE	DIA.	MIN. DEPTH			LBS	KG	LBS.	KG
84299	84299	1/4"-20	1/2"	7/8"		100	3.8	1.7	125	56.6
84305	84305	3/8"-16	3/4"	1-1/4"		50	7.1	3.2	312.5	141.6

*One Setting Tool included with each box of anchors.

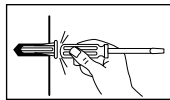
Approvals: Conforms to the description in Federal Specification FFS-325, Group I, Type 1, Class 1.

NOTE: Working load is one fourth the ultimate/maximum capacity. For critical or unusual applications, site testing is recommended.

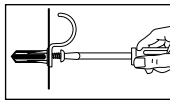
Plastic Conical Anchors



1. Drill hole full length of anchor or 1/8" deeper.



2. Tap anchor into hole flush with surface.



3. Insert screw through fixture into plastic plug and tighten.

- Light-duty, multi-size anchor for use in concrete, block, tile and brick
- Use with sheet metal, wood and lag screws
- Has collar for hollow materials
- Moisture and chemical resistant, for indoor/outdoor use
- Anchor kits include 100 anchors, 100 screws and one masonry bit

REQUIRED HOLE SIZE	QTY. PER BOX	WEIGHT	
		LBS.	KG
3/16"	100	.2	.1
1/4"	100	.2	.1

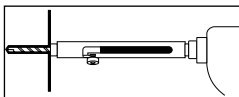
ANCHOR KITS

CAT. NO.	UPC NO.	ANCHOR SIZE	SCREW SIZE	TYPE	BIT SIZE	WEIGHT	
						LBS.	KG
84012	84012	#10, #12	#10 x 1"	C	1/4"	1	.5
84019	84019	#10, #12	#10 x 1"	B	1/4"	1.1	.5

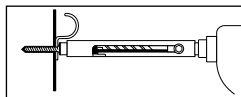
Masonry Screw Anchors



Masonry Screw Anchors must be used with Greenlee masonry screw drill bits, numbers 84484 and 84487, which are a special size to insure secure thread engagement. Standard masonry bit size holes will not provide proper contact with screw threads and may cause masonry anchor screws to pull out.



1. Use set tool with bit in drilling position to drill hole in surface.



2. Retract bit, insert masonry screw into socket head of tool and drive screw into hole.

- A safe, secure, steel fastener that taps concrete and eliminates the need for concrete inserts with their alignment problems
- Use with Greenlee masonry drill set tool
- Use in concrete, block and brick
- Quick and easy two-step installation, saves time

MASONRY SCREW ANCHORS – EACH BOX OF 100 INCLUDES 1 BIT

CAT. NO.	UPC NO.	SIZES	MATERIAL CONCRETE 3000 PSI		QTY. PER BOX	WEIGHT	
			MIN. EMBEDMENT	PULLOUT LBS.		LBS.	KG
12350	12350	1/4" x 2-1/2"	1-1/4"	1800	100	2.1	1.0

Cutting/Threading Oil

- Premium quality, high lubricity for easier cutting and long tool life
- Choice of light or dark

SPECIFICATIONS

Cat. No.	Size	Weight
462-Q, 463-Q	1 Qt. (.9 l)	2.3 lbs. (1 kg)
462-1, 463-1	1 Gal. (3.8 l)	8.7 lbs. (4 kg)

CAT. NO.	UPC NO.	DESCRIPTION
462-Q	28237	Dark Cutting/Threading Oil - 1 Qt.
462-1	26096	Dark Cutting/Threading Oil - 1Gal
463-Q	28238	Light Cutting/Threading Oil - 1 Qt
463-1	28239	Light Cutting/Threading Oil - 1 Gal



NOTES



BENDING

SAVE MONEY WITH EVERY BEND USING GREENLEE BENDERS. TRUST GREENLEE AS THE INDUSTRY STANDARD FOR BENDING STUBS, OFFSETS, SADDLES, U-BENDS IN EMT, IMC, PVC COATED AND RIGID CONDUIT.

Contents

Electric Benders	145
Accessory Shoe Groups	149
Hydraulic Benders	152
Hydraulic Pumps	161
Hand Benders	163
Mechanical Benders	164
PVC Heaters & Blankets	166
PVC Accessories	168
Bender Accessories	169



Bending Selection Guide

RIGID	PG. NO.	1/2"	3/4"	1"	1-1/4"	1-1/2"	2"	2-1/2"	3"	3-1/2"	4"	5"	6"
Electric Benders	145												
Hydraulic Benders	152												
Hand Benders	163												
Mechanical Benders	164												

EMT	PG. NO.	1/2"	3/4"	1"	1-1/4"	1-1/2"	2"	2-1/2"	3"	3-1/2"	4"	5"	6"
Electric Benders	145												
Hydraulic Benders	152												
Hand Benders	163												
Mechanical Benders	164												

IMC	PG. NO.	1/2"	3/4"	1"	1-1/4"	1-1/2"	2"	2-1/2"	3"	3-1/2"	4"	5"	6"
Electric Benders	145												
Hydraulic Benders	152												
Hand Benders	163												
Mechanical Benders	164												

PVC COATED RIGID	PG. NO.	1/2"	3/4"	1"	1-1/4"	1-1/2"	2"	2-1/2"	3"	3-1/2"	4"	5"	6"
Electric Benders	145												
Hydraulic Benders	152												

PVC CONDUIT	PG. NO.	1/2"	3/4"	1"	1-1/4"	1-1/2"	2"	2-1/2"	3"	3-1/2"	4"	5"	6"
PVC Heaters & Blankets	166-167												

* 1818, 1818R, 555C, 555CX, 555DX can also bend Stainless Steel Rigid conduit in the same size conduit ranges as steel Rigid conduit using the Rigid shoe group.

† For Stainless Steel EMT conduit bending 855GX can bend 1"-2"; 555C, 555CX, 555DX can bend 1/2", 3/4" & 1-1/2"; and 1818 & 1818T can bend 3/4" & 1" with respective EMT shoe groups.

ELECTRIC BENDERS

IntelliBENDER® Electric Conduit Bender



855GX



A PRODUCT VIDEO IS
AVAILABLE. SCAN THIS QR
CODE OR VISIT:
www.youtube.com/GreenleeDEMO



Switching the 855GX between vertical and horizontal bending configurations is simple and can be done in seconds with its unique pivoting cylinder.

- The 855GX is Greenlee's most advanced programmable bender

SIMPLE. READY TO BEND IN 2 STEPS



1 ORIENT SHOES 2 SELECT ANGLE → BEND

PRODUCTIVE. 4X FASTER SETUP¹

ACCURATE. LESS SCRAP & REWORK

Type of Conduit	Every 100 Pieces Not Scrapped ²
2" Rigid	\$4382.80
2" EMT	\$1674.00

RELIABLE. MORE UPTIME TO BEND³

SPECIFICATIONS

Amperage Rating	20 AMP GFCI-Protected Receptacle
Power Source	120 VAC
Capacity	3/4" - 2" Rigid 1" - 2" EMT/IMC
Weight	532 LBS

CAT. NO.	UPC NO.	DESCRIPTION
855GX	12579	Bender, Electric Conduit - Programmable (120 VAC, 20A)
12582	12582	Shoe Group, 1/2" - 2" PVC Coated Rigid (855GX)

CAT. NO.	SHOE GROUP	855GX
12582	1/2" - 2" PVC Coated	✓

855GX BENDING RADII

CONDUIT SIZE	CONDUIT TYPE	INCHES	MM
1"	EMT	7	177.8
1-1/4"	EMT	8-13/16	223.8
1-1/2"	EMT	8-3/8	212.7
2"	EMT	9-1/4	235.0
3/4"	Rigid ⁴	6-13/16	173.0
1"	IMC/Rigid	6-15/16	176.2
1-1/4"	IMC/Rigid	8-3/16	208.0
1-1/2"	IMC/Rigid	8-1/4	209.6
2"	IMC/Rigid	9	228.6
1/2"	PVC Coated	4-1/2	108.0
3/4"	PVC Coated	5-7/16	138.1
1"	PVC Coated	6-15/16	176.2
1-1/4"	PVC Coated	8-3/4	222.3
1-1/2"	PVC Coated	8-1/4	209.6
2"	PVC Coated	9	228.6

¹Speed claims based on timed 4-bend saddle comparisons between the 855GX and other similar benders.

²Claims based on list price of 10' long EMT and Rigid conduit.

³Solid-state electronics system rated for 1,000,000+ bends.

⁴Using 1" IMC/Rigid groove to bend 3/4" Rigid

854DX Electric Bender

**NEW
PRODUCT**



854DX



VERSATILE. 1 SHOE BENDS 1/2" TO 2" EMT, IMC AND RIGID CONDUIT

- Simple switching between vertical and horizontal bending configurations



ACCURATE. ABSOLUTE ENCODER STOPS BENDING AT PRECISE ANGLES

- Digital pendant sets angle and monitors process



RELIABLE. SOLID STATE ELECTRONICS RATED FOR 1,000,000+ BENDS

- Solid state system eliminates arcing and prevents damage from temporary power loss



A PRODUCT VIDEO IS
AVAILABLE, SCAN THIS QR
CODE OR VISIT:
www.youtube.com/GreenleeDEMO

SPECIFICATIONS

Capacity	1/2" - 2" Rigid / EMT / IMC / PVC Coated
Power Source	120 VAC, 20 amp GFCI
Weight	550 LBS



SG4-854



CAT NO.	UPC NO.	DESCRIPTION
854DX	02670	854DX Electric Bender
02840	02840	Shoe Group, 1/2" - 2" PVC Coated Rigid
SG4-854	04034	Shotgun Shoe for 854DX

854DX BENDING RADII

CONDUIT SIZE	CONDUIT TYPE	INCHES	MM
1/2"	EMT	4-5/16	109.5
3/4"	EMT	5-1/2	139.7
1"	EMT	7	177.8
1-1/4"	EMT	8-1/4	209.6
1-1/2"	EMT	8-3/8	212.7
2"	EMT	9-1/4	235.0
1/2"	IMC/Rigid	4-1/4	108.0
3/4"	IMC/Rigid	5-7/16	138.1
1"	IMC/Rigid	6-15/16	176.2
1-1/4"	IMC/Rigid	8-3/16	208.0
1-1/2"	IMC/Rigid	8-1/4	209.6
2"	IMC/Rigid	9	228.6
1/2"	PVC Coated	4-1/4	108.0
3/4"	PVC Coated	5-7/16	138.1
1"	PVC Coated	6-15/16	176.2
1-1/4"	PVC Coated	8-3/4	222.3
1-1/2"	PVC Coated	8-1/4	209.6
2"	PVC Coated	9	228.6

SHOTGUN SHOE FOR 854DX BENDING RADII

CONDUIT SIZE	CONDUIT TYPE	INCHES	MM
3/4"	EMT	5	127.0
1"	EMT	6-1/4	158.8
1/2"	IMC/Rigid	5	127.0
3/4"	IMC/Rigid	6-1/4	158.8
1"	IMC/Rigid	5-3/4	146.0

555® CX Electric Bender



555CX



- The 555 Series, commonly referred to as the “triple-nickel”, has been completely re-engineered with a rugged exterior for the most demanding environments
- The 555CX has solid state electronics that eliminates arcing and prevents damage from temporary power loss. The solid state electronics system is rated for 1,000,000+ bends
- Operated by a pendant constructed with a high-impact over-molded case and rare earth magnets for strong holding power to the bender

CAT NO.	UPC NO.	DESCRIPTION
555CX	12425	Electric Bender, Standard Pendant (120 VAC, 20A)
555CXES	01635	Electric Bender, with 13934 1/2" – 2" EMT Shoe Group (120 VAC, 20A)
555CXRS	01634	Electric Bender, with 28008 1/2" – 2" Rigid Shoe Group (120 VAC, 20A)
555CX-22	02787	Electric Bender, Standard Pendant (220 VAC, 20A)
555CXES-22	02863	Electric Bender, with 13934 1/2" – 2" EMT Shoe Group (220 VAC, 20A)
555CXRS-22	02862	Electric Bender, with 28008 1/2" – 2" Rigid Shoe Group (220 VAC, 20A)
A 28008	01319	Rigid/IMC Shoe Group, 1/2" to 2" (555 Series)
A 13856	13856	1-1/2" and 2" IMC Squeeze Roller (555CX/DX) (use with 28008 shoe group)
A 13934	01320	EMT Shoe Group, 1/2" to 2" (555CX/DX)
A 12586	01321	40 ml PVC Coated Rigid Shoe Group, 1/2" to 2" (555 Series)
A SG4	02419	Shotgun Shoe



A PRODUCT VIDEO IS AVAILABLE, SCAN THIS QR CODE OR VISIT:
www.youtube.com/GreenleeDEMO



555CX BENDING RADII

CONDUIT SIZE	CONDUIT TYPE	INCHES	MM
1/2"	EMT	4-5/16	109.5
3/4"	EMT	5-1/2	139.7
1"	EMT	7	177.8
1-1/4"	EMT	8-13/16	223.8
1-1/2"	EMT	8-3/8	212.7
2"	EMT	9-1/4	235.0
1/2"	IMC/Rigid	4-1/4	108.0
3/4"	IMC/Rigid	5-7/16	138.1
1"	IMC/Rigid	6-15/16	176.2
1-1/4"	IMC/Rigid	8-3/4	222.3
1-1/2"	IMC/Rigid	8-1/4	209.6
2"	IMC/Rigid	9	228.6
1/2"	PVC Coated	4-1/4	108.0
3/4"	PVC Coated	5-7/16	138.1
1"	PVC Coated	6-15/16	176.2
1-1/4"	PVC Coated	8-3/4	222.3
1-1/2"	PVC Coated	8-1/4	209.6
2"	PVC Coated	9	228.6

SPECIFICATIONS

Capacity	1/2" - 2" Rigid / EMT / IMC / PVC Coated
Power Source	120 VAC, 20 amp GFCI
Weight	300 LBS

555 SHOE GROUPS

CAT. NO.	UPC NO.	DESCRIPTION	ELECTRIC BENDER COMPATIBILITY	
			555C	555CX/555DX
28008	01319	Rigid Shoe Group ¹ , 1/2" to 2"	X	X
12586	01321	PVC-Coated Shoe Group, 1/2" to 2"	X	X
13934	01320	EMT Shoe Group, 1/2" to 2"		X
23803	01322	EMT Shoe Group, 1/2" to 2"	X	
01323	01323	IMC Roller Support, 1-1/2" to 2"	X	
13856	13856	1-1/2" & 2" IMC Squeeze Roller		X

¹ The IMC squeeze roller is required when bending IMC for the 555CX/DX

555® Classic Electric Benders for Conduit and Pipe



555C

- The 555C Classic Series features simple relay controls for easy field repairs, and compact handle design to prevent interference with conduit when bending
- Bend 1/2" – 2" Rigid, IMC, EMT & PVC Coated Rigid
- Shoe groups available for different combination

SPECIFICATIONS

Capacity	555RSC: 1/2" – 2" Rigid (1/2" – 2" IMC with IMC Roller Support) 555ESC: 1/2" – 2" EMT
Power	555C Classic Series: 120 VAC; 20 amp GFCI-protected
Weight	555C: 260 LBS 555RSC/555ESC: 320 LBS

CAT. NO.	UPC NO.	DESCRIPTION
555C	06900	Classic Electric Bender power unit without bending accessories
555RSC	01632	Classic Electric Bender, with 28008 1/2" – 2" Rigid Shoe Group
555ESC	01633	Classic Electric Bender, with 23803 1/2" – 2" EMT Shoe Group
28008	01319	Rigid/IMC Shoe Group, 1/2" to 2" (555 Series)
12586	01321	40 ml PVC Coated Rigid Shoe Group, 1/2" to 2" (555 Series)
23803	01322	EMT Shoe Group, 1/2" to 2" (555C)
01323	01323	1/2" to 2" IMC Roller Support (555C)
SG4	02419	Shotgun Shoe

555C BENDING RADII

CONDUIT SIZE	CONDUIT TYPE	INCHES	MM
1/2"	EMT	4-5/16	109.5
3/4"	EMT	5-1/2	139.7
1"	EMT	7	177.8
1-1/4"	EMT	8-13/16	223.8
1-1/2"	EMT	8-3/8	212.7
2"	EMT	9-1/4	235.0
1/2"	IMC/Rigid	4-1/4	108.0
3/4"	IMC/Rigid	5-7/16	138.1
1"	IMC/Rigid	6-15/16	176.2
1-1/4"	IMC/Rigid	8-3/4	222.3
1-1/2"	IMC/Rigid	8-1/4	209.6
2"	IMC/Rigid	9	228.6
1/2"	PVC Coated	4-1/4	108.0
3/4"	PVC Coated	5-7/16	138.1
1"	PVC Coated	6-15/16	176.2
1-1/4"	PVC Coated	8-3/4	222.3
1-1/2"	PVC Coated	8-1/4	209.6
2"	PVC Coated	9	228.6

ACCESSORY SHOE GROUPS

- Bend 1/2" to 2" on one shoe¹
- No loose pieces
- One time setup
- Less lifting reduces operator fatigue
- Works with Greenlee® 555CX, 555DX and 555C electric conduit benders

¹Separate shoes used for different conduit types (Rigid/IMC, EMT, and PVC-Coated)



A PRODUCT VIDEO IS AVAILABLE, SCAN THIS QR CODE OR VISIT:
www.youtube.com/GreenleeDEMO


555 SHOE GROUPS

CAT. NO.	UPC NO.	DESCRIPTION	ELECTRIC BENDER COMPATIBILITY	
			555C	555CX/555DX
28008	01319	Rigid Shoe Group ¹ , 1/2" to 2"	X	X
12586	01321	PVC-Coated Shoe Group, 1/2" to 2"	X	X
13934	01320	EMT Shoe Group, 1/2" to 2"		X
23803	01322	EMT Shoe Group, 1/2" to 2"	X	
01323	01323	IMC Roller Support, 1-1/2" to 2"	X	

¹ The IMC squeeze roller is required when bending IMC for the 555CX/DX

1/2" – 2" Rigid/IMC Shoe Group

NEW PRODUCT



KEY	CAT. NO.	UPC NO.	DESCRIPTION
	28008	01319	Rigid/IMC Shoe Group, 1/2" to 2"
A	02548	02548	1/2" to 2" Bending Shoe
B	02549	02549	1/2" to 2" Roller Support
	1723	23818	Metal Storage Box

CAT. NO.	UPC NO.	DESCRIPTION
01323	01323	1/2" to 2" IMC Roller Support ¹ (555C)
13856	13856	1-1/2" and 2" IMC Squeeze Roller (555CX/DX) ²

¹ The IMC Roller Support is required to bend IMC on the 555C Bender.

² The IMC Squeeze Roller is required to bend IMC on 555CX/DX Benders.

1/2" – 2" EMT Shoe Groups

NEW PRODUCT



KEY	CAT. NO.	UPC NO.	DESCRIPTION
	13934	01320	EMT Shoe Group, 1/2" to 2" (555CX/DX)
A	02543	02543	1/2" to 2" Bending Shoe
B	02567	02567	1/2" to 2" Roller Support
C	13857	13857	1-1/2" and 2" EMT Squeeze Roller
	1723	23818	Metal Storage Box

NEW PRODUCT



KEY	CAT. NO.	UPC NO.	DESCRIPTION
	23803	01322	EMT Shoe Group, 1/2" to 2" (555C)
A	02543	02543	1/2" to 2" Bending Shoe
B	02544	02544	1/2" to 2" Roller Support
	1723	23818	Metal Storage Box

1/2" – 2" 40 MIL PVC-Coated Rigid Shoe Group

**NEW
PRODUCT**



KEY	CAT. NO.	UPC NO.	DESCRIPTION
	12586	01321	Shoe Group, 1/2" to 2" PVC Coated Rigid (555 Series)
A	02553	02553	1/2" to 2" Bending Shoe
B	02554	02554	1/2" to 2" Roller Support
	1723	23818	Metal Storage Box
	12582	12582	Shoe Group, 1/2" – 2" PVC Coated Rigid (855GX)
	02840	02840	Shoe Group, 1/2" – 2" PVC Coated Rigid (854DX)

Shotgun Shoe for 555 Benders

**NEW
PRODUCT**



UNIQUE NESTED
GROOVE DESIGN

PRODUCTIVE.
BEND UP TO 4 PIECES OF
CONDUIT AT THE SAME TIME

VERSATILE.
1 SHOE BENDS 8 CONDUIT TYPES

- RIGID: 1/2", 3/4", 1"
- IMC: 1/2", 3/4", 1"
- EMT: 3/4", 1"

LIGHTWEIGHT.
EASILY TRANSPORTED TO BE USED IN
PRE-FABRICATION SHOPS AND JOB-SITES

- Works with Greenlee 555 Series electric benders
- Adjust length indicator to set different heights for stubs and kicks
- Up to 2X faster bend cycle time – Pays for itself in less than 1 year*

* Based on an estimated labor rate (\$100/hr) and conduit usage



A PRODUCT VIDEO IS
AVAILABLE, SCAN THIS QR
CODE OR VISIT:
www.youtube.com/GreenleeDEMO


SHOTGUN SHOE BENDING RADII

CONDUIT SIZE	CONDUIT TYPE	INCHES	MM
3/4"	EMT	5	127.0
1"	EMT	6-1/4	158.8
1/2"	IMC/Rigid	5	127.0
3/4"	IMC/Rigid	6-1/4	158.8
1"	IMC/Rigid	5-3/4	146.0

KEY	CAT. NO.	UPC NO.	DESCRIPTION
	SG4	02419	Shotgun Shoe for 555 Series
A	02466	02466	Bending Shoe
B	02467	02467	Roller Support Unit
C	02465	02465	Hook Assembly
D	02582	02582	Length Indicator (includes long & short clamp)
	1723	23818	Metal Storage Box

Shotgun Shoe for 854DX Benders

**NEW
PRODUCT**



VERSATILE. 1 SHOE BENDS 8 CONDUIT TYPES

- RIGID: 1/2", 3/4", 1"
- IMC: 1/2", 3/4", 1"
- EMT: 3/4", 1"

- Works with Greenlee's 854DX Electric Bender
- Adjust length indicator to set different heights for stubs and kicks
- Up to 2X faster bend cycle time – pays for itself in less than 1 year*

* Based on an estimated labor rate (\$100/hr) and conduit usage

KEY	CAT. NO.	UPC NO.	DESCRIPTION
	SG4-854	04034	Shotgun Shoe for 854DX
A	04027	04027	Bending Shoe
B	04028	04028	Roller Support Unit
C	02465	02465	Hook Assembly
D	04029	04029	Length Indicator (Includes long & short clamp)
	1723	23818	Metal Storage Box
	04030	04030	Adapter Kit (Includes Roller Support, Length Indicator, and mounting hardware)

SHOTGUN SHOE BENDING RADII

CONDUIT SIZE	CONDUIT TYPE	INCHES	MM
3/4"	EMT	5	127.0
1"	EMT	6-1/4	158.8
1/2"	IMC/Rigid	5	127.0
3/4"	IMC/Rigid	6-1/4	158.8
1"	IMC/Rigid	5-3/4	146.0

ALREADY OWN A SHOTGUN SHOE FOR A 555 BENDER?

**THE 04030 ADAPTER KIT IS ALL YOU
NEED TO USE YOUR EXISTING SHOE
ON THE 854DX BENDER.**




04030 Adapter Kit

HYDRAULIC BENDERS

Cam Track® Conduit Benders for 2-1/2" to 4" EMT, IMC and Rigid

- One bender to bend EMT, IMC and Rigid Conduit
- Fast and easy setup on the job site
- True One-Shot 90° bends with CT models for quick accurate bends.
- Steel reinforced follow bars for long life
- Bend a 90° elbow in 4" Rigid conduit in 95 seconds



NOTE: See next page for parts associated with the Cam Track®

SPECIFICATIONS

881 CT, 881 CTD, 881 BASIC

SIZE	Center line Radius	Shoe Group	Degree of Bend
2-1/2"	13-1/2" (342.9 mm)	27554	90
3"	16" (406.4 mm)	27555	90
3-1/2"	18-5/8" (473.1 mm)	31281	90
4"	20-7/8" (530.2 mm)	31274	90

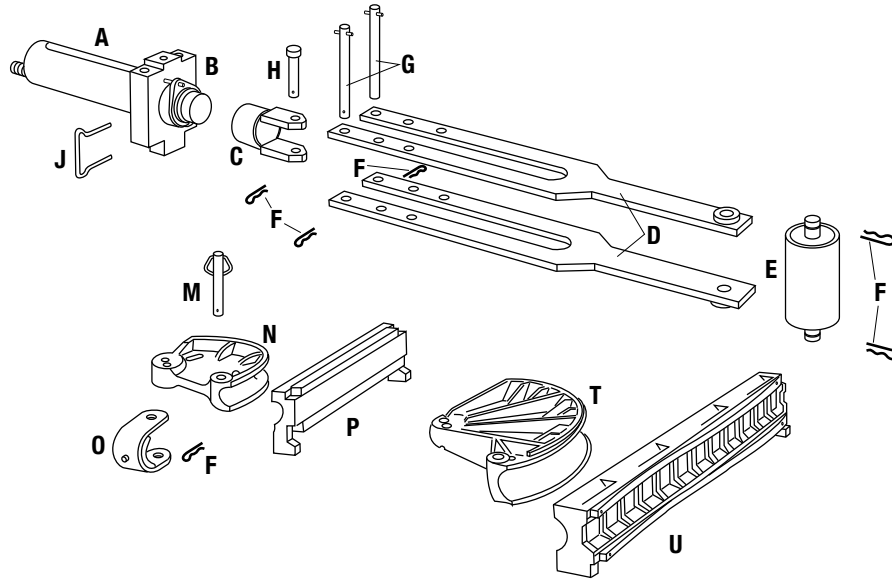
SPECIFICATIONS

Capacity	2-1/2" - 4" EMT, IMC and Rigid
Power Source	980: 120 VAC Electric Powered Hydraulic Pump 980-22PS: 220 VAC 50/60 Cycle Electric Powered Hydraulic Pump
Weight	881MBT: 300 LBS (136kg) 881CTE980: 1026 LBS (465 kg) 881CTDE980: 999 LBS (454 kg)



CAT. NO.	UPC NO.	DESCRIPTION
881CT	31287	Cam Track Conduit Bender for One-Shot 90° Bends in 2-1/2", 3", 3-1/2" and 4" EMT, IMC and Rigid conduit, without hydraulic pump
881CTE980	34208	Cam Track Conduit Bender for One-Shot 90° Bends in 2-1/2", 3", 3-1/2" and 4" EMT, IMC and Rigid conduit, with 980 Electric Hydraulic Pump
881CTD	38466	Cam Track Conduit Bender for One-Shot 90° Bends in 2-1/2", 3" and 4" EMT, IMC and Rigid conduit, without hydraulic pump & 3-1/2" shoe group
881CTDE980	38467	Cam Track Conduit Bender for One-Shot 90° Bends in 2-1/2", 3" and 4" EMT, IMC and Rigid conduit, with 980 Electric Hydraulic Pump, without 3-1/2" shoe group
A 27554	27554	2-1/2" - One-Shot 90° EMT, IMC, Rigid Shoe Group
A 27555	27555	3" - One-Shot 90° EMT, IMC, Rigid Shoe Group
A 31281	31281	3-1/2" - One-Shot 90° EMT, IMC, Rigid Shoe Group
A 31274	31274	4" - One-Shot 90° EMT, IMC, Rigid Shoe Group

Cam Track® Benders and Shoe Groups



KEY	CAT. NO.	UPC NO.	DESCRIPTION	BENDERS			SHOE GROUPS			
				881BASIC	881CT	881CTD	27554	27555	31281	31274
A	27416	27416	40-Ton Hydraulic Ram with 4018GB female quick coupler. The ram includes Keys B, G, and two clips from Key F	1	1	1				
B	27417	27417	Cylinder Block	1	1	1				
C	30309	30309	Yoke	1	1	1				
D	26309	26309	Connecting Bar Unit	2	2	2				
E	27364	27364	Roller Unit	1	1	1				
F	2725AA	50302	Hitch Pin Clips (10 pack)	6	6	6				
G	27381	27381	Cylinder Block Pin Unit	2	2	2				
H	26306	26306	Yoke Pin	1	1	1				
J	26349	26349	Spring Clip (secures Yoke Unit to Ram)	1	1	1				
	11289	11289	3/8" x 6' (9.5 x 1829 mm) Hydraulic Hose with two 4033GB male quick couplers (not shown)	1	1	1				
M	26624	26624	Saddle Pin Unit - includes 1 clip from Key F	1	1	1				
N	26297	26297	2-1/2" Shoe 90°		1	1	1			
P	26366	26366	2-1/2" Follow Bar 90°		1	1	1			
O	26580	26580	2-1/2" Saddle		1	1	1			
N	26300	26300	3" Shoe 90°		1	1		1		
P	35400	35400	3" Follow Bar 90°		1	1		1		
O	26584	26584	3" Saddle		1	1		1		
O	26588	26588	3-1/2" Saddle		1				1	
T	31882	31882	3-1/2" Shoe 90°		1				1	
U	31881	31881	3-1/2" Follow Bar 90°		1				1	
O	26594	26594	4" Saddle		1	1				1
T	31884	31884	4" Shoe 90°		1	1				1
U	31883	31883	4" Follow Bar 90°		1	1				1
	2460	23363	Steel Storage Box (not shown)	1	1	1				
	696	15341	Caster Set (not shown)	1	1	1				

881-MBT Mobile Bending Table for 881 Series



881-MBT



A PRODUCT VIDEO IS
AVAILABLE, SCAN THIS QR
CODE OR VISIT:
www.youtube.com/GreenleeDEMO



SPECIFICATIONS

Weight	300 LBS (136kg)
Weight Of Table With All Components	1326 LBS (601.5kg)
Length Of Table	67" (1.7m)
Overall Height:	
With Pump	41" (1.04m)
Without Pump	35" (0.89m)
Overall Width	31 1/2" (0.8m)

1- TIME SETUP.
SAVE 1 HOUR WITH EVERY MOVE!


COMPLETE MOBILITY.
MINIMIZES MATERIAL HANDLING

- Bend conduit where needed for installation
(4" x 10' Rigid conduit weighs 100 LBS)
- Minimize repetitive lifting of bender
components reducing fatigue on back


ON-BOARD STORAGE.
BECAUSE SPACE IS A PREMIUM

- All components pin to the table, reducing component
loss and for convenient transport from site to site

CAT. NO.	UPC NO.	DESCRIPTION
881-MBT	00903	Mobile Bending Table
27554	27554	2-1/2" - One-Shot 90° EMT, IMC, Rigid Shoe Group
27555	27555	3" - One-Shot 90° EMT, IMC, Rigid Shoe Group
31281	31281	3-1/2" - One-Shot 90° EMT, IMC, Rigid Shoe Group
31274	31274	4" - One-Shot 90° EMT, IMC, Rigid Shoe Group



Flip-Top® Benders for 1-1/4" - 2" EMT, IMC and Rigid



- Choose 882 for EMT or 882CB models for EMT, IMC and Rigid Conduit
- Simple, accurate and easy to use
- Flip-Top hinged frame top plate opens for easy, fast loading and unloading
- Ram travel scale and charts for accurate bends, offsets and saddles

SPECIFICATIONS

Capacity	882-1-1/4", 1-1/2" and 2" EMT 882CB-1-1/4", 1-1/2" and 2" EMT, IMC and Rigid
Power Source	755- Hydraulic Hand Pump 975- 120 VAC Electric Hydraulic Pump 976-22PS- 220 VAC 50/60 Cycle Electric Hydraulic Pump
Weight	882-141 LBS(64 kg) 882H755- 161 LBS(73 kg) 882CBH755- 217 LBS(99 kg) 882CBE975- 264 LBS(120 kg) 882E975- 195 LBS(89 kg) 882CB- 205 LBS(93 kg)

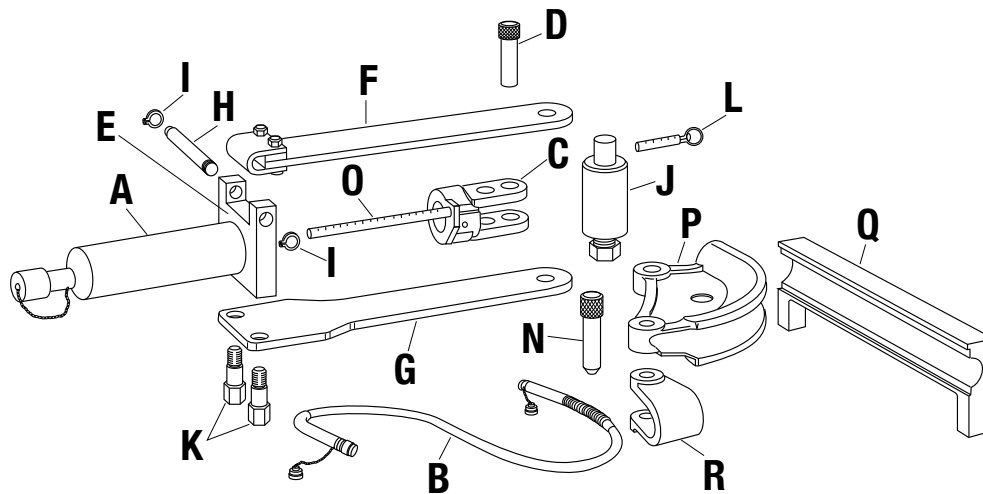
FLIP-TOP® BENDER CENTERLINE BENDING RADII

	882, 882CB	882CB	
SIZE	EMT	RIGID	IMC
1-1/4"	7-7/32" (183.4 mm)	7-1/4" (184.2 mm)	7-1/4" (184.2 mm)
1-1/2"	8-1/16" (204.8 mm)	8-1/4" (209.5 mm)	8-1/4" (209.5 mm)
2"	9-5/16" (236.5 mm)	8-7/8" (225.4 mm)	8-7/8" (225.4 mm)

CAT. NO.	UPC NO.	DESCRIPTION
882	15128	Flip-Top Bender for 1-1/4", 1-1/2" and 2" EMT Conduit without Hydraulic Pump
882CB	29536	Flip-Top Bender with shoes for 1-1/4", 1-1/2" and 2" EMT, IMC and Rigid Conduit without Hydraulic Pump
882CBH755	29537	Flip-Top Bender with shoes for 1-1/4", 1-1/2" and 2" EMT, IMC and Rigid Conduit with 755 Hand Hydraulic Pump
882CBE975	34202	Flip-Top Bender with shoes for 1-1/4", 1-1/2" and 2" EMT, IMC and Rigid Conduit with 975 Electric Hydraulic Pump
882H755	16460	Flip-Top Bender for 1-1/4", 1-1/2" and 2" EMT Conduit with 755 Hand Hydraulic Pump
882E975	34201	Flip-Top Bender for 1-1/4", 1-1/2" and 2" EMT Conduit with 975 Electric Hydraulic Pump
A 882RIG1	29948	Conversion Attachment Set - Converts 882 to 882CB by adding the shoes, follow bars and saddles for 1-1/4", 1-1/2" and 2" IMC and Rigid Conduit


NOTE: See next page for parts associated with the Flip-Top® Benders

Flip-Top® Benders and Shoe Groups



KEY	CAT. NO.	UPC NO.	DESCRIPTION	BENDERS		SHOE GROUP
				882	882CB	882RIG1
A	1738	15129	12-Ton Hydraulic Ram with 4018GB female quick Coupler	1	1	
B	11289	11289	3/8" x 6' (9.5 x 1829 mm) Hydraulic Hose with two 4033GB male quick couplers	1	1	
C	15145	15145	Yoke	1	1	
D	794AV	04086	Yoke Pin	1	1	
E	16563	16563	Frame Unit (includes F thru K)	1	1	
F	15136	15136	Upper Connecting Plate Unit	1	1	
G	15135	15135	Lower Connecting Plate Unit	1	1	
H	15150	15150	Hinge Pin	1	1	
I	50283	50283	Retaining Ring	2	2	
J	38778	38778	Roller Unit with pin (L)	1	1	
K	15147	15147	Anchor Stud	2	2	
L	54303	54303	Hitch Pin, 3/8 x 1-1/2	1	1	1
N	29937	29937	Saddle Pin	1		
O	4090GB	50848	Scale Jam Nut			
O	52867	52867	Scale O-Ring			
O	21954	21954	Scale Piston	1	1	
	1531	23274	Steel Storage Box (not shown)	1	1	
P	11146	11146	1-1/4" EMT Shoe	1	1	
Q	11126	11126	1-1/4" EMT Follow Bar	1	1	
R	11075	11075	1-1/4" EMT Saddle	1	1	
P	14287	14287	1-1/2" EMT Shoe	1	1	
Q	11107	11107	1-1/2" EMT Follow Bar	1	1	
R	11072	11072	1-1/2" EMT Saddle	1	1	
P	11132	11132	2" EMT Shoe	1	1	
Q	11089	11089	2" EMT Follow Bar	1	1	
R	14279	14279	2" EMT Saddle	1	1	
P	29474	29474	1-1/4" IMC and Rigid Shoe		1	1
Q	29477	29477	1-1/4" IMC and Rigid Follow Bar		1	1
R	29465	29465	1-1/4" IMC and Rigid Saddle		1	1
P	29470	29470	1-1/2" IMC and Rigid Shoe		1	1
Q	29472	29472	1-1/2" IMC and Rigid Follow Bar		1	1
R	29464	29464	1-1/2" IMC and Rigid Saddle		1	1
P	29466	29466	2" IMC and Rigid Shoe		1	1
Q	29468	29468	2" IMC and Rigid Follow Bar		1	1
R	29463	29463	2" IMC and Rigid Saddle		1	1

Rigid Conduit Bender for 1-1/4" - 2" One-Shot 90°s and 2-1/2" - 4" Segment Bending



- Strong, portable pin-assembled aluminum components
- Easy-to-use ram travel scale and bending charts
- Conduit supports index to suit all sizes

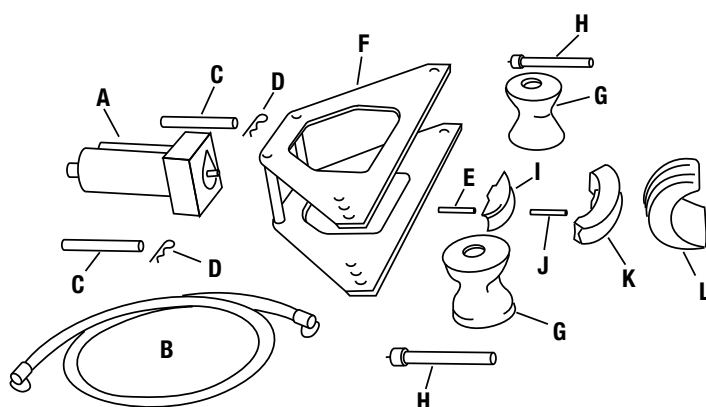
SPECIFICATIONS

Capacity	1-1/4" - 4" Rigid Conduit
Power Source	755: Hydraulic Hand Pump 975: 120 VAC Electric Hydraulic Pump 980: 120 VAC Electric Hydraulic Pump
Weight	777: 164 LBS (75 kg) 777HC755: 173 LBS (79 kg) 777E975: 508 LBS (231 kg)

CAT. NO.	UPC NO.	DESCRIPTION
777	16491	1-1/4" through 2" One-Shot and 2-1/2" through 4" Segment, Rigid Conduit Bender without hydraulic pump
777HC755	16470	1-1/4" through 2" One-Shot and 2-1/2" through 4" Segment, Rigid Conduit Bender with 755 Hand Hydraulic Pump
777E975	34198	1-1/4" through 2" One-Shot and 2-1/2" through 4" Segment, Rigid Conduit Bender with 975 Electric Hydraulic Pump
A 1802	21257	Bending Table (Optional)
A 21359	21359	Conduit Support Pin for use with 1802 Bending Table - (2) Required

CENTERLINE BENDING RADII FOR 777 BENDERS

Rigid Shoe Size	1-1/4"	1-1/2"	2"	2-1/2"	3"	3-1/2"	4"
Bending Radius-Inches	7-1/4"	8-1/4"	9-1/2"	11-7/16"	13-3/4"	16"	18-1/4"
Bending Radius-mm	184.1	209.5	241.3	290.5	349.3	406.4	463.6



KEY	CAT. NO.	UPC NO.	DESCRIPTION	777
A	1736	13251	27-Ton Hydraulic Ram with 4018GB female quick coupler, includes Keys C thru E	1
B	11289	11289	3/8" x 6' (9.5 x 1829 mm) Hose with two 4033GB male quick couplers	1
C	13252	13252	Cylinder Head Pin Unit with Spring Clip 2725AA (Key D)	2
D	50302	50302	Spring Clip	2
E	10826	10826	Ram Pin	1
F	13232	13232	Frame Unit	1
G	13193	13193	Conduit Support	2
H	14496	14496	Conduit Support Pin	2
I	10939	10939	Small Shoe Support 1/2" thru 2"	1
J	10826	10826	Shoe Pin	1
K			90° Aluminum Bending Shoes	
	10920	10920	1-1/4" Shoe	1
	10921	10921	1-1/2" Shoe	1
	10922	10922	2" Shoe	1
L			Aluminum Segment Bending Shoes	
	13208	13208	2-1/2" Shoe	1
	13209	13209	3" Shoe	1
	13210	13210	3-1/2" Shoe	1
	13211	13211	4" Shoe	1
	13382	13382	Steel Storage Box (not shown)	1

Rigid Conduit Bender for 1/2", 3/4", 1", 1-1/4", 1-1/2" and 2"



- Strong, portable pin-assembled aluminum components
- Easy-to-use ram travel scale and bending charts
- Conduit supports index to suit all sizes

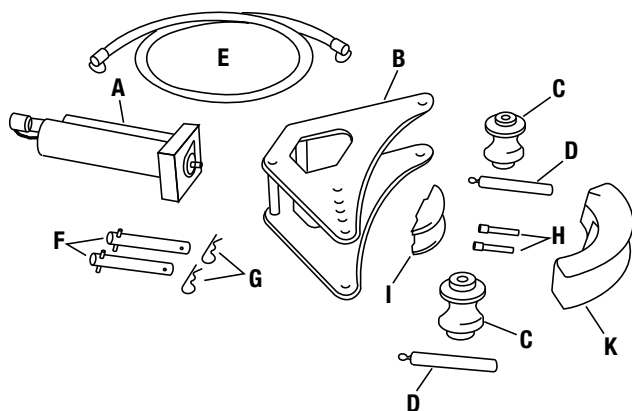
SPECIFICATIONS

Capacity	880: 1" - 2" Rigid Conduit
Power Source	755: Hydraulic Hand Pump 975: 120 VAC Electric Hydraulic Pump 980: 120 VAC Electric Hydraulic Pump
Weight	880: 113 LBS (52 kg) 880H755: 135 LBS (61 kg) 880E975: 172 LBS (78 kg)

CAT. NO.	UPC NO.	DESCRIPTION
880	16480	1", 1-1/4", 1-1/2" and 2" Rigid Conduit Bender without hydraulic pump
880H755	16464	1", 1-1/4", 1-1/2" and 2" Rigid Conduit Bender with 755 Hand Hydraulic Pump
880E975	34200	1", 1-1/4", 1-1/2" and 2" Rigid Conduit Bender with 975 Electric Hydraulic Pump
A 1802	21257	Bending Table (Optional)
A 21357	21357	Conduit Support Pin for use with 1802 Bending Table - (2) Required
A 10917	10917	1/2" Shoe (Optional)
A 10918	10918	3/4" Shoe (Optional)

CENTERLINE BENDING RADII FOR 880 & 880 PVC BENDERS

Rigid Shoe Size	1/2"	3/4"	1"	1-1/4"	1-1/2"	2"
Bending Radius-Inches	4"	4-1/2"	5-3/4"	7-1/4"	8-1/4"	9-1/2"
Bending Radius-cm	10.16	11.43	14.60	18.41	20.95	24.13



KEY	CAT. NO.	UPC NO.	DESCRIPTION	880
A	747	16249	15-Ton Hydraulic Ram with 4018GB female quick coupler, includes Keys F, G and one H	1
B	2345AA	03396	Frame Unit	1
C	2349AA	03400	Conduit Support	2
D	13679	13679	Conduit Support Pin	2
E	11289	11289	3/8" x 6' (9.5 x 1829 mm) Hydraulic Hose with two 4033GB male quick couplers	1
F	15829	15829	Cylinder Head Pin Unit with Spring Clips 2725AA (Key G)	2
G	50302	50302	Spring Clips	2
H	10826	10826	Ram Pin, Shoe Pin	2
I	10939	10939	Shoe Support	1
K	10919	10919	1" Shoe - Rigid	1
K	10920	10920	1-1/4" Shoe - Rigid	1
K	10921	10921	1-1/2" Shoe - Rigid	1
K	10922	10922	2" Shoe - Rigid	1
	14909	14909	Steel Storage Box (not shown)	1

Rigid Conduit Benders for One-Shot 90°s in 1-1/4" - 4" (5" with Segment Bending Shoe)



884
Shown with OPTIONAL 1802 Bending Table & OPTIONAL 980 pump

- Strong, yet lightweight, portable, pin-assembled aluminum components
- Easy-to-use ram travel scale and charts for accurate bends
- Make elbows, offsets and saddles
- Both 884 and 885 bend One-Shot 90°s in 1-1/4" - 4" Rigid conduit
- Optional shoes available to bend PVC-coated Rigid conduit*
- Optional 1802 Bending Table available for easier operation

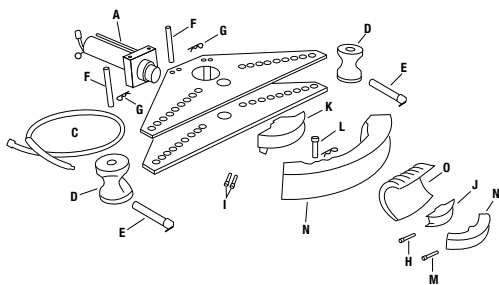
CAT. NO.	UPC NO.	DESCRIPTION
884	16477	1-1/4" through 4" Rigid Conduit Bender, without hydraulic pump
884E980	34209	1-1/4" through 4" Rigid Conduit Bender, with 980 Electric Hydraulic Pump
884PVC	33614	1-1/4", 1-1/2", 2", 3" and 4" PVC Coated Rigid Conduit Bender without hydraulic pump
885	16751	1-1/4" through 4" One-Shot and 5" Segment Rigid Conduit Bender, without hydraulic pump
885E980	34210	1-1/4" through 4" One-Shot and 5" Segment Rigid Conduit Bender, with 980 Electric Hydraulic Pump
A 1802	21257	Bending Table (optional)

Shoes for 40 mil PVC Coated Rigid Conduit on page 150.

SPECIFICATIONS

Capacity	884: 1-1/4" - 4" Rigid conduit.	Weight	884: 421 LBS (191 kg)
	884PVC: 1-1/4" - 4" 40 mil PVC Coated Rigid Conduit		884E980: 494 LBS (225 kg)
	885: 1-1/4" - 5" Rigid Conduit		884PVC: 388 LBS (176 kg)
Power Source	980: 120 VAC Electric Powered Hydraulic Pump		885: 449 LBS (204 kg)
	980-22PS: 220 VAC 50/60 Cycle Electric Powered Hydraulic Pump		885E980: 527 LBS (239 kg)

Rigid Conduit Benders for One-Shot 90°s in 1-1/4" - 4" (5" with Segment Bending Shoe)



884 & 885 CENTERLINE BENDING RADII

SIZE	Rigid	SIZE	PVC Rigid
1-1/4"	7-1/4" (184.1 mm)	1-1/4"	7-1/4" (184.1 mm)
1-1/2"	8-1/4" (209.5 mm)	1-1/2"	8-1/4" (209.5 mm)
2"	9-1/2" (241.3 mm)	2"	9-1/2" (241.3 mm)
2-1/2"	12-1/2" (317.5 mm)	2-1/2"	11-7/16" (290.5 mm)
3"	15" (381 mm)	3"	13-3/4" (349.3 mm)
3-1/2"	17-1/2" (444.5 mm)	3-1/2"	16" (406.4 mm)
4"	20" (508 mm)	4"	18-1/4" (463.5 mm)
5"	25" (635 mm)		
	(885 only)		

KEY	CAT. NO.	UPC NO.	DESCRIPTION	884	884PVC	885
A	1737	16752	27-Ton Hydraulic Ram with 4018GB female quick coupler, includes Keys F thru I.	1	1	1
C	11289	11289	3/8" x 6' (9.5 x 1829 mm) Hydraulic Hose with two 4033GB male quick couplers	1	1	1
D	15671	15671	Conduit Support	2		2
	33454	33454	Conduit Support (not shown)		2	
E	16747	16747	Conduit Support pin	2	2	2
F	16753	16753	Cylinder Head Pin Unit with Spring Clip 2725AA	2	2	2
G	50302	50302	Spring Clip	2	2	2
H	25184	25184	Ram Pin	1	1	1
I	10946	10946	Large Ram Pin	2	2	2
J	10939	10939	Small Shoe Support (1/2" through 2")	1	1	1
K	16741	16741	Large Shoe Support (2-1/2" through 4")	1	1	1
L	10963	10963	Large Shoe Pin	1	1	1
M	10826	10826	Small Shoe Pin	1	1	1
	2050	19811	Steel Storage Box (not shown)	1	1	1
N	10920	10920	1-1/4" Shoe - Rigid	1		1
N	10921	10921	1-1/2" Shoe - Rigid	1		1
N	10922	10922	2" Shoe - Rigid	1		1
N	10923	10923	2-1/2" Shoe - Rigid	1		1
N	10924	10924	3" Shoe - Rigid	1		1
N	10925	10925	3-1/2" Shoe - Rigid	1		1
N	14265	14265	4" Shoe - 20" centerline radius - Rigid	1		1
N	15669	15669	5" Shoe - Rigid			1
O	33459	33459	1-1/4" Shoe - PVC		1	
N	33463	33463	1-1/2" Shoe - PVC		1	
N	33462	33462	2" Shoe - PVC		1	
N	34340	34340	3" Shoe - PVC		1	
N	34344	34344	4" Shoe - PVC		1	
N	34329	34329	7/8" Wrench (not shown)		1	

Accessories for Bending 40 Mil PVC-Coated Rigid Conduit for 880 and 884 Benders

884PVC



BENDERS / PARTS

CAT. NO.	UPC NO.	DESCRIPTION
884PVC	33614	An 884 Bender with shoes, supports and wrench for bending 1-1/4", 1-1/2", 2", 3" and 4" 40 mil PVC Coated Rigid conduit. In a steel storage box. (See 884 Conduit Bender for details)

- Special size shoes and supports for bending 40 mil PVC-Coated Rigid conduit
- Two conduit supports to fit your bender are required. Shoes for 1-1/2" or larger have a cam device to force the conduit out of the shoe after bending; this requires a wrench to turn the cam

SHOE UNITS

40 MIL PVC COATED RIGID SIZE

CAT. NO.	UPC NO.	DESCRIPTION
1/2"	33456	Shoe Unit 4" (101.6 mm) Centerline Radius
3/4"	33457	Shoe Unit 4-1/2" (114.3 mm) Centerline Radius
1"	33458	Shoe Unit 5-3/4" (146.1 mm) Centerline Radius
1-1/4"	33459	Shoe Unit 7-1/4" (184.2 mm) Centerline Radius
1-1/2"	33463	Shoe Unit 8-1/4" (209.6 mm) Centerline Radius
2"	33462	Shoe Unit 9-1/2" (241.3 mm) Centerline Radius
2-1/2"	34321	Shoe Unit 11-7/16" (290.5 mm) Centerline Radius
3"	34340	Shoe Unit 13-3/4" (349.3 mm) Centerline Radius
3-1/2"	34342	Shoe Unit 16" (406.4 mm) Centerline Radius
4"	34344	Shoe Unit 18-1/4" (463.6 mm) Centerline Radius
—	33455	880 Conduit Support – 2 Required
—	33454	884 Conduit Support – 2 Required
—	34329	7/8" Wrench. Use with 1-1/2" and larger shoes

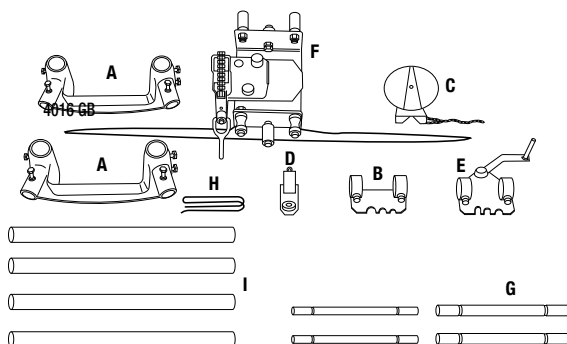
Bending Table (only) for 777, 880, 884 and 885 Rigid Conduit Benders



- Make bending easier, faster and more accurate
- Insert conduit to be bent in chain vise, tighten. Turn handle to move the chain vise and position conduit for bending
- Use the Bending Degree Protractor and the movable chain vise to advance conduit while making segment and other multi-shot large sweep bends
- Includes 1805 Bending Degree Protractor and metal storage box

CAT. NO.	UPC NO.	DESCRIPTION
1802	21257	Bending Table - includes pipe support pins for 884 or 885 Benders
21359	21359	Pipe support Pin for use with 777, 883 and 883-4 Benders, two (2) are required (Optional)
21357	21357	Pipe Support Pin for use with 880 Bender, two (2) are required (Optional)

NOTE: To complete setup as shown two 10-foot (3.04 m) lengths of 2" Rigid conduit and Bender are required (purchased separately).



KEY	CAT. NO.	UPC NO.	DESCRIPTION	1802
A	21541	21541	Leg Support Unit	2
B	21545	21545	Bender Bracket Unit	1
C	1805	1805	Bending Degree Protractor	1
D	21542	21542	Chain Idler Unit	1
E	21543	21543	Crank Bracket Unit	1
F	21544	21544	Pipe Vise Unit	1
G	21360	21360	Pipe Support Pin – 1-1/2" for 884 and 885 Bender	2
H	21413	21413	Chain Extension Kit	1
I	21346	21346	Legs	4
	1531	23274	Steel Storage Box (not shown)	1

SPECIFICATIONS

Capacity	777, 880, 883, 884 and 885 Benders
Weight	180 LBS (82 kg)

Chain-Type Pipe Vise



- Use with a wide range of sizes of pipe or conduit
- Built-in pipe rest
- To prevent marring of plastic or plastic coated pipe, vise jaws can be rotated with smooth side up - Use serrated side for harder materials
- Chain design holds pipe securely to prevent it from twisting or turning during threading

SPECIFICATIONS

Capacity	1/8" - 5" (3.2 mm x 127 mm) pipe
Weight	17 LBS (7.7 kg)

CAT. NO.	UPC NO.	DESCRIPTION
467	27318	Chain-Type Pipe Vise

HYDRAULIC PUMPS

High-Pressure Hydraulic Hand Pump

755



- Portable and powerful, for use with Greenlee Benders
- Versatile, operates in any position
- Steel pump body and handle with rubber grip
- Wide base for stability
- Mounting holes for permanent positioning
- Includes 3/8" (9.5 mm) female hydraulic connector and dust cap

SPECIFICATIONS

Operation	Manual – Hand
Capacity	10,000 psi (700 bar), .161 in ³ (26 mm ³) per stroke
Length	25-1/2" (648 mm)
Width	7" (178 mm)
Height	6" (152 mm)

CAT. NO.	UPC NO.	DESCRIPTION	WEIGHT	
			LBS	kg
755	15677	High-Pressure Hydraulic Hand Pump	18	8.2
R 18272	18272	Seal Kit		

NOTE: See page 107 to select the proper hydraulic hose for this pump.

Hand-Operated Hydraulic Pump

7475H



- Two-speed hydraulic pump. Ideal for use with remote cutting and crimping tools
- Compact and lightweight – easy to move around job sites
- Solid base with wide legs provides for good stability during operation
- Built-in carrying handle
- Large, easy-to-grasp, retraction wheel
- Equipped with 3/8" female screw-type hydraulic coupler

SPECIFICATIONS

Max output pressure	10,000 psi (700 bar)
Useable oil capacity	0.75 quart (0.74 liter)
1st stage oil volume (200 psi)	0.82 cu in/stroke
2nd stage oil volume (10,000 psi)	0.16 cu in/stroke
Length (including coupler)	25" (635 mm)
Width	5-5/8" (143 mm)
Height	5-1/2" (140 mm)

CAT. NO.	UPC NO.	DESCRIPTION
7475H	07475	Hand-Operated Hydraulic Pump
R 07829	07829	Seal Kit

NOTE: See page 107 to select the proper hydraulic hose for this pump.

Electric Hydraulic Pump



975

- Useable oil volume: 3 quarts (2.8 liters)
- For use with Greenlee 2" capacity benders
- Automatic or manual ram-return selector valve provides more control from the pendant switch
- Molded enclosure protects pump, motor and circuitry in tough working environments
- Use with single-hose hydraulic systems with spring-return rams

SPECIFICATIONS

Operation	120 VAC 1/2 HP (.375 kW)
Capacity	10,000 psi (700 bar); 250 inch ₃ (4 L) per minute rapid advance; 18 inch ₃ (.32 L) per minute at full pressure
Length	12" (305 mm)
Width	10" (254 mm)
Height	15-1/2" (394 mm)

CAT. NO.	UPC NO.	DESCRIPTION	LBS	kg
975	33516	Electric Hydraulic Pump	51	23
34369	34369	Seal Kit		



NOTE: See page 107 to select the proper hydraulic hose for this pump.

Electric Hydraulic Pump



980

- Useable oil volume: 6 quarts (5.7 liters)
- For use with all Greenlee benders
- Handy pendant advance control on 980 and 980-22PS
- Low voltage pendant coupled to solid state motor controls eliminates contact arcing for greater reliability and longer life
- Automatic or manual ram return selector valve provides more control from the pendant switch
- Molded enclosure protects pump, motor and circuitry in tough working environments
- Use with single-hose hydraulic systems with spring-return rams

SPECIFICATIONS

Operation	980 – 120 VAC 1-1/2 Hp (1.12 kW) 980-22PS – 220 VAC 50Hz 1-1/2 Hp (1.12 kW)
Capacity	10,000 psi (700 bar); 250 inch ₃ (4 L) per minute rapid advance; 54 inch ₃ (.9 L) per minute at full pressure
Length	12" (305 mm)
Width	12" (305 mm)
Height	17-1/2" (445 mm)

CAT. NO.	UPC NO.	DESCRIPTION	LBS	KG
980	33515	Electric Hydraulic Pump with Pendant	71	32
980-22	36314	Electric Hydraulic Pump	71	32
980-22PS	36313	Electric Hydraulic Pump with Pendant Switch	71	32
34369	34369	Seal Kit		



Note: 980-22 is 220V pump only, no control switch

Note: See page 107 to select the proper hydraulic hose for this pump.

Hydraulic Oil



4016 GB



4017 GB

- Greenlee-approved hydraulic oil
- Specially compounded for use with Greenlee hydraulic equipment
- Refinery-filtered to give you the finest oil available

CAT. NO.	UPC NO.	DESCRIPTION	LBS	KG
4016GB	51059	Hydraulic Oil – 1 Gallon (3.8 l)	8.5	3.9
4017GB	50806	Hydraulic Oil – 1 Quart (.9 l)	2.25	1.02

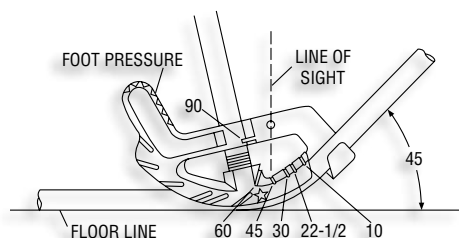
NOTE: For best operation of your Greenlee hydraulic-powered equipment, use Greenlee hydraulic oil only. (Do not use hydraulic brake fluid, shock absorber fluid, alcohol, glycerine, castor oil or other non-specified fluid—as they reduce performance and can cause damage to pumps and equipment.) Use of improper fluids waives the guarantee on Greenlee hydraulic equipment.

HAND BENDERS

SITE-RITE® Hand Benders for 1/2"-1 1/4" EMT and 1/2"-1" Rigid/IMC conduit



SITE-RITE® Aluminum Heads
840A, 841A, 842A, 843A



- Superior, patented Site-Rite® sighting system featuring cast-in, readable markings on the bender heads and a finish that provides for the best visibility in low-light
- Choice of aluminum or iron alloy construction provides options depending on the user's preference for feel and weight
- Strong, stable square hook design
- 1-1/2" bender heads both offer the power pedal feature with a larger foot area on the head for greater control, stability and leverage
- 1/2", 3/4" & 1" bender heads all have enlarged foot pedals and increased toe room to ensure greater control, stability and leverage
- All the bender handles are a consistent diameter, offering a bigger grip area, while still straight up and down for fast 30 degree bends
- Lifetime Limited Warranty

SPECIFICATIONS

EMT	Rigid IMC	Centerline RadII	Aluminum	Iron
1/2"		4-3/16" (106.5 mm)	840A, 840AH	840F, 840FH
3/4"	1/2"	5-1/8" (130.2 mm)	841A, 841AH	841F, 841FH
1"	3/4"	6-1/2" (165.1 mm)	842A, 842AH	842F, 842FH
1-1/4"	1"	9-5/8" (244.5 mm)	843A	843F

CAT. NO.	UPC NO.	DESCRIPTION	WEIGHT
840A	12810	Aluminum Hand Bender Head for 1/2" EMT	1.4 LBS (0.7 kg)
841A	12838	Aluminum Hand Bender Head for 3/4" EMT, 1/2" Rigid/IMC	2.1 LBS (0.9 kg)
842A	12839	Aluminum Hand Bender Head for 1" EMT, 3/4" Rigid/IMC	3.5 LBS (1.6 kg)
843A	12524	Aluminum Hand Bender Head for 1-1/4" EMT, 1" Rigid/IMC	8.3 LBS (3.8 kg)
840AH	12676	Aluminum Hand Bender Head with Handle for 1/2" EMT	5.5 LBS (2.5 kg)
841AH	12677	Aluminum Hand Bender Head with Handle for 3/4" EMT, 1/2" Rigid/IMC	6.4 LBS (2.9 kg)
842AH	12678	Aluminum Hand Bender Head with Handle for 1" EMT, 3/4" Rigid/IMC	11 LBS (5 kg)
840F	12831	Iron Hand Bender Head for 1/2" EMT 1	3.1 LBS (1.4 kg)
841F	12832	Iron Hand Bender Head for 3/4" EMT, 1/2" Rigid/IMC	4.3 LBS (2.0 kg)
842F	12833	Iron Hand Bender Head for 1" EMT, 3/4" Rigid/IMC	7.2 LBS (3.3 kg)
843F	12834	Iron Hand Bender Head for 1-1/4" EMT, 1" Rigid/IMC	16.2 LBS (7.3 kg)
840FH	12835	Iron Hand Bender Head with Handle for 1/2" EMT	7 LBS (3.2 kg)
841FH	12836	Iron Hand Bender Head with Handle for 3/4" EMT, 1/2" Rigid/IMC	9 LBS (4.1 kg)
842FH	12837	Iron Hand Bender Head with Handle for 1" EMT, 3/4" Rigid/IMC	15 LBS (6.8 kg)
84H1	12689	Handle for 1/2" & 3/4" Aluminum or Iron Hand Bender Heads	4.5 LBS (2.0 kg)
84H2	12690	Handle for 1" Aluminum or Iron Hand Bender Heads	7.3 LBS (3.3 kg)
84H3	12691	Handle for 1-1/4" Aluminum or Iron Hand Bender Heads	11.5 LBS (5.2 kg)

HICKEYS with Welded Handles for 1/2" - 1" Rigid conduit



- Heavy-duty cast steel head
- Welded steel handle
- Bend tight radius stub-ups

CAT. NO.	UPC NO.	DESCRIPTION	WEIGHT
508	18102	Hickey for 1/2" Rigid	6.9 LBS (3.1 kg).
512	18103	Hickey for 3/4" Rigid	8 LBS (3.6 kg).
516	18104	Hickey for 1" Rigid	13 LBS (5.9 kg)

Little Kicker® Offset Bender



- Bends offsets in one easy operation. Insert conduit, depress handle, release and remove conduit
- Makes identical offsets every time for wall mounted boxes with exposed conduit
- Creates offset that matches the knockout in box
- Maximum offset of .56" (9/16)

SPECIFICATIONS

Capacity	1810 – 1/2" EMT
	1811 – 3/4" EMT
Weight	1810 – 8.75 LBS (4 kg)
	1811 – 8.50 LBS (3.9 kg)

CAT. NO.	UPC NO.	DESCRIPTION
1810	13815	Offset Bender for 1/2" EMT
1811	14159	Offset Bender for 3/4" EMT

MECHANICAL BENDERS

Mechanical Benders for IMC and Rigid Conduit



- Ratchet action for increased leverage
- Bypass the ratchet for fast, direct bending on smaller sizes
- Heavy-duty welded construction for long, reliable service
- Built-in bending degree indicator and easy to use bending charts for accurate, consistent bends
- Does not include handle*

CAT. NO.	UPC NO.	DESCRIPTION
1800	24400	Mechanical Bender for 1/2", 3/4", 1" IMC and Rigid conduit
1800G1	24401	Mechanical Bender without undercarriage, for bench or truck bed mounting. Bends 1/2", 3/4", 1" IMC and Rigid conduit
1801	24753	Mechanical Bender for 1-1/4", 1-1/2" IMC and Rigid conduit
08429	08429	Undercarriage Unit for 1800 and 1801
19988	19988	Wheel, Non-flat

*Use a 5' (1.5 m) length of 1" Rigid conduit for the handle.


SPECIFICATIONS

Capacity	1800, 1800G1 – 1/2", 3/4" and 1" IMC and Rigid.
	1801, – 1-1/4" and 1-1/2" IMC and Rigid
Weight	1800 – 81 LBS (36.7 kg)
	1800G1 – 48 LBS (21.8 kg)
	1801 – 104 LBS (47.2 kg)

CENTERLINE BENDING RADII

1800, 1800G1	1/2" Rigid conduit 2-5/8" (66.7 mm)
	3/4" Rigid conduit 4-5/8" (117.5 mm)
	1" Rigid conduit 5-7/8" (149.2 mm)
1801	1-1/4" Rigid conduit 8-1/16" (204.8 mm)
	1-1/2" Rigid conduit 9-11/16" (246.1 mm)

Mechanical Benders for EMT, IMC, Rigid and Aluminum Conduit



- Bends a wide variety of types and sizes of conduit
- Durable ratchet mechanism for easy bending
- Bypass the ratchet for fast, direct bending on smaller sizes
- Bending degree indicator and charts for fast, easy, accurate bending
- All shoe and bending accessories can be mounted to the frame unit and secured with a chain and lock
- Heavy-duty undercarriage with wheels
- Does not include handle*

SPECIFICATIONS

Capacity	EMT: 3/4" - 2"	Stainless Steel Rigid:
	Rigid: 1/2" - 1-1/2"	1/2" - 1-1/2"
Weight	IMC: 1/2" - 1-1/4"	Stainless Steel EMT:
	Aluminum Rigid: 1/2" - 1-1/2"	3/4" - 1"
	1818 - 250 LBS (114 kg)	
	1818T - 217 LBS (99 kg)	
	1818R - 185 LBS (84 kg)	

CAT. NO.	UPC NO.	DESCRIPTION
1818	22192	Mechanical Bender for 3/4" through 2" EMT conduit, 1/2" through 1-1/4" IMC conduit and 1/2" through 1-1/2" Rigid steel, aluminum and stainless steel conduit
1818R	20231	Mechanical Bender for 1/2" through 1-1/4" IMC conduit and 1/2" through 1-1/2" Rigid steel, aluminum and stainless steel conduit
1818T	20232	Mechanical Bender for 3/4" through 2" EMT conduit and 3/4" & 1" stainless steel EMT
08429	08429	Under Carriage Assembly
1818G1	22220	Basic Bender and Carriage Assembly (No Shoes)
19988	19988	Wheel, Non-flat

*Use a 5' (1.5 m) length of 1" Rigid conduit for the handle.

KEY	CAT. NO.	UPC NO.	DESCRIPTION	BENDERS				SHOE GROUPS*		
				1818	1818R	1818T	1818G1	36905	36906	36907
A	1818G1	22220	Basic Bender and Carriage Assembly (No Shoes)	1	1	1	1			
B	36697	36697	Roller Pin Unit	1	1	1		1	1	1
C	18681	18681	Cushioned Roller Unit	1	1	1		1	1	1
D	18827	18827	1/2, 3/4 & 1" Rigid/IMC Shoe Unit	1	1			1	1	
E	18828	18828	1-1/4" Rigid/IMC; 1-1/2" Rigid Shoe Unit	1	1			1	1	
G	18830	18830	3/4 & 1" EMT Shoe Unit	1		1		1		1
H	18831	18831	1-1/4 & 1-1/2" EMT Shoe Unit	1		1		1		1
I	18642	18642	1-1/4 & 1-1/2" EMT Follow Bar	1		1		1		1
J	18832	18832	2" EMT Shoe Unit	1		1		1		1
K	18636	18636	2" EMT Follow Bar	1		1		1		1
L	36296	36296	Roller Follow Bar Guide	1		1		1		1
N	18772	18772	Retainer Clip	1	1	1		1	1	1
O	19988	19988	Wheel, Non-flat	2	2	2				
F	18829	18829	2" Rigid Aluminum Shoe Unit							
	1723	23818	Steel Storage Box For Shoe Units (not shown)							

OPTIONAL

*SHOE GROUPS Reference chart for ordering bending accessories.

CENTERLINE BENDING RADII

SHOE SIZE	INCHES	mm
1/2" Rigid/IMC	2-21/32"	67.5
3/4" Rigid/IMC	4-5/8"	117.5
3/4" EMT	5-3/32"	129.4
1" Rigid/IMC	5-7/8"	149.2
1" EMT	6-13/32"	162.7
1-1/4" Rigid/IMC	7-3/8"	187.3
1-1/4" EMT	8-9/32"	210.3
1-1/2" Rigid	9"	228.6
1-1/2" EMT	8-9/32"	210.3
2" EMT	9-3/16"	233.4
2" Aluminum	10-15/32"	265.9

PVC HEATERS & BLANKETS

PVC Bending Equipment Selection Guide

PVC HEATING

CAT. NO. – DESCRIPTION	PAGE NO.	1/2"	3/4"	1"	1-1/4"	1-1/2"	2"	2-1/2"	3"	3-1/2"	4"	5"	6"
BLANKETS													
860-1-1/2 PVC Heating Blanket	169	✓	✓	✓	✓	✓							
860-3 PVC Heating Blanket	169						✓	✓	✓				
860-4 PVC Heating Blanket	169									✓	✓		
HEATERS													
849 PVC Heater	170	✓	✓	✓	✓	✓	✓						
851 PVC Heater	170	✓	✓	✓	✓	✓	✓	✓	✓	✓	✓		
847 / 848 PVC Heater	170	✓	✓	✓	✓	✓	✓	✓	✓	✓	✓	✓	✓

PVC Heating Blankets for up to 4", All Schedules

860-3



- Make bends, offsets or saddles in PVC fast and easy
- Easy to use: wrap blanket around PVC, secure with hook and loop strap
- Built-in stiffeners help keep the blanket tight to the PVC surface – remove blanket and form bend by hand
- Controlled, even heating for uniform bending
- Heavy-duty cord and thermostat for long life
- Temperature over 300° F (149° C)

SPECIFICATIONS

	860-1-1/2	860-3	860-4
Capacity	Up to 1-1/2" PVC All Schedules	2" - 3" PVC All Schedules	3-1/2" - 4" PVC All Schedules
Power Source	120 VAC	120 VAC	120 VAC
Size	13" x 8-1/4" (330.2 x 209.6 mm)	30" x 13-1/4" (762.0 x 336.6 mm)	38" x 16-1/4" (965.2 x 412.8 mm)
Weight	1.7 LBS (.8 kg)	3.3 LBS (1.5 kg)	4.9 LBS (2.2 kg)
Wattage	800	800	1300

CAT. NO.	UPC NO.	DESCRIPTION
860-1-1/2	31486	PVC Heating Blanket for up to 1-1/2"
860-3	31487	PVC Heating Blanket for 2"-3"
860-4	31488	PVC Heating Blanket for 3-1/2" and 4"

Electric PVC Heater for 1/2" - 2", All Schedules



120 VAC
20 AMP


- Easy to use: preheat for 10 minutes, insert PVC, rotate until pliable, remove and form bend
- Sturdy double wall metal with fiberglass insulation and reflective interior for fast, even heat
- Full length door for easy PVC loading and removal
- Other features include on/off switch, pilot light and carrying handle
- Heats 24" Long section of pipe

SPECIFICATIONS

Capacity	1/2" - 2" PVC All Schedules
Power Source	120 VAC 20 Amp or 3000 Watt Generator
Weight	15 LBS (6.8 kg)

CAT. NO.	UPC NO.	DESCRIPTION
849	27395	Electric PVC Heater for 1/2" - 2"
R 27811	27811	Calrod Heating Element

Electric PVC Heater for 1/2" - 4", All Schedules



120 VAC
20 AMP

- Easy to use: preheat for 10 minutes, open lid and position PVC, close lid, rotate until pliable, open lid, remove PVC and form bend
- Heavy-duty, insulated metal walls and cover with reflective interior for efficient, even heat
- Full-length door for easy loading and unloading
- On/off switch with indicator light
- Sturdy wheels for easy mobility
- Use two units in tandem to heat large sweep bends
- Heats 50" Long section of pipe

SPECIFICATIONS

Capacity	1/2" - 4" PVC All Schedules
Power Source	120 VAC 20 Amp or 3600 Watt Generator
Length	52" (1321 mm)
Weight	53 LBS (24 kg)
Wattage	2300

CAT. NO.	UPC NO.	DESCRIPTION
851	35577	Electric PVC Heater for 1/2" - 4"
R 35592	35592	Calrod Heating Element

See page 168 for 2" - 4" PVC plugs or 859-4 Plug Set.

Electric PVC Heater for 1/2" - 6", All Schedules



230 VAC
30 AMP

- Easy to use: preheat for 10 minutes, open lid and position PVC, close lid, rotate until pliable, open lid, remove PVC and form bend. 848 model has motorized rotation
- Heavy-duty metal construction with reflective interior for fast, efficient heating
- Has heating chart, timer, and on/off switch with indicator light for added convenience
- Double doors with piano hinges allow heating shorter lengths with one door open
- Sturdy wheels for easy mobility
- Heats 65" Long section of pipe

SPECIFICATIONS

Capacity	1/2" - 6" PVC All Schedules
Power Source	230 VAC 30 AMP or 7000 Watt Generator
Length	71" (1803 mm)
Weight	847 - 78 LBS (36 kg) 848 - 80 LBS (37 kg)
Wattage	6600

CAT. NO.	UPC NO.	DESCRIPTION
847	30866	Electric PVC Heater for 1/2"-6" All Schedules
848	30867	Electric PVC Heater with Motorized PVC Rotation for 1/2"-6" All Schedules
A 31092	31092	Motorized PVC rotation kit for 847
A 857	31093	PVC Roller Support (Optional)
R 30908	30908	Calrod Heating Element

PVC ACCESSORIES

PVC Plugs and Plug Set



SPECIFICATIONS

Capacity	2" - 6" PVC Schedules 40 and 80
Weight	859-4 – 8 LBS (3.6 kg)
	30976 – .3 LBS (0.2kg)
	30977 – .4 LBS (0.2 kg)
	30978 – .4 LBS (0.2 kg)
	30979 – .6 LBS (3.6 kg)
	30980 – 1LBS (0.5 kg)
	30981 – 1.3 LBS (0.6 kg)

- Use with PVC Heating Blankets or Electric Heaters to plug the ends of the PVC being heated. The trapped air will help keep the PVC from collapsing while forming the bend
- Use on Schedule 40 and 80 PVC
- Available in 2" - 4" set or individual sizes 2" - 6". Order two, one for each end of the PVC

CAT. NO.	UPC NO.	DESCRIPTION
859-4	35740	PVC Plug Set for 2" - 4". Includes 2 each of 2", 2-1/2", 3" and 4" plugs and carrying case. Case has a place for optional 5" and 6" sizes.
30976	30976	2" PVC Plug
30977	30977	2-1/2" PVC Plug
30978	30978	3" and 3-1/2" PVC Plug
30979	30979	4" PVC Plug
30980	30980	5" PVC Plug
30981	30981	6" PVC Plug
31228	31228	Plastic Carrying Case

PVC Cutter



- Cuts 3/4" schedule 40 PVC
- Cuts 1/8" - 1-3/8" (3-35mm) O.D. flexible plastic pipe
- Diecast aluminum alloy body for added strength and blade guide for square cuts
- Reversible blade for twice the life
- Handle latch for safety

SPECIFICATIONS

Capacity	Up through 1-3/8" O.D. Flexible Plastic Pipe
Weight	0.36 LBS (0.16 kg)

CAT. NO.	UPC NO.	DESCRIPTION
862	89806	Plastic Pipe Cutter

PVC Cutter for up to 1-1/4"



- Ratchet action for fast, easy cutting
- Heat-treated, replaceable steel blade for long cutting life
- Rugged metal alloy frame for durability

SPECIFICATIONS

Capacity	Up thru 1-1/4" PVC
Weight	0.8 LBS (0.4 kg)

CAT. NO.	UPC NO.	DESCRIPTION
864	04253	PVC Cutter for up to 1-1/4"
00355	00355	Blade Kit

PVC Cutter for up to 2"



- High-leverage compound ratchet action and long handles reduce effort
- Heavy-duty metal frame for cutting large diameters
- Sharpenable and replaceable tool steel blade

SPECIFICATIONS

Capacity	Up thru 2" PVC
Weight	2.5 LBS (1.1 kg)

CAT. NO.	UPC NO.	DESCRIPTION
865	09865	PVC Cutter for up to 2"
07978	07978	Blade

BENDER ACCESSORIES

L97 Mini-Magnet Laser Level

L97



- Professional grade laser level
- Mini-torpedo design with handy "no-dog" attachment for bending
- Three rare-earth magnets provide superior holding strength
- Compact size with 80-plus yard range
- Laser is capable of working on all planes
- Four vial design - 0°, 90°, 45°, and 30°
- V-groove on bottom for mounting on curved surface
- Offsets and calculations permanently laser-engraved onto level
- Requires (2) "N" style batteries

SPECIFICATIONS

Length	5-1/16" (143 mm)
Width	3/4" (19 mm)
Weight	7.3 oz with batteries
Height	1-13/16" (46 mm)

CAT. NO.	UPC NO.	DESCRIPTION
L97	03582	Laser, Level

L77 Mini Magnetic Bubble Level

L77



- Professional grade level with bending offset aid
- Mini torpedo design with handy "no-dog" attachment for bending
- Three rare-earth magnets provide superior holding strength
- Four vial design - 0°, 90°, 45°, and 30°
- Machined from aluminum alloy and anodized to aircraft standards
- Compact size fits easily in tool pouch
- V-groove on bottom for mounting on curved surface

SPECIFICATIONS

Length	5-1/2" (140 mm)
Width	3/4" (19 mm)
Height	1-1/2" (38 mm)

CAT. NO.	UPC NO.	DESCRIPTION
L77	11617	Mini Magnetic Bubble Level

L107 Electrician's Torpedo Level

L107



- Professional grade level
- Four open vial ports for easy viewing from all sides
- Perfect for pipe and conduit work
- Four rare-earth magnets allow for hands-free use on metal surfaces
- Four vial design - 0°, 30°, 45°, and 90°
- Machined from aluminum alloy and anodized to aircraft standards
- V-groove on bottom for mounting on curved surface
- Offsets and calculations permanently laser-engraved onto level

SPECIFICATIONS

Length	8-1/2" (215.9 mm)
Width	3/4" (19 mm)
Weight	5.5 oz
Height	1-1/4" (31.8 mm)

CAT. NO.	UPC NO.	DESCRIPTION
L107	03583	Level, Torpedo

Protractor with Magnetic Base



SPECIFICATIONS

Weight 0.4 LBS (0.2 kg)

CAT. NO.	UPC NO.	DESCRIPTION
1895	35905	Angle Protractor with Magnetic Base

Conduit Size Chart

Size	EMT ELECTRICAL METALLIC TUBING						IMC INTERMEDIATE CONDUIT						RIGID CONDUIT STEEL OR ALUMINUM					
	OUTSIDE DIA.		INSIDE DIA.		WALL THICKNESS		OUTSIDE DIA.		INSIDE DIA.		WALL THICKNESS		OUTSIDE DIA.		INSIDE DIA.		WALL THICKNESS	
	Inches	mm	Inches	mm	Inches	mm	Inches	mm	Inches	mm	Inches	mm	Inches	mm	Inches	mm	Inches	mm
1/2"	.706	17.9	.622	15.8	.042	1.1	.815	20.7	.675	17.1	.070	1.8	.840	21.3	.622	15.8	.109	2.8
3/4"	.922	23.4	.824	20.9	.049	1.3	1.029	26.1	.879	22.3	.075	1.9	1.050	26.7	.824	20.9	.113	2.9
1"	1.163	29.5	1.049	26.6	.057	1.5	1.290	32.8	1.120	28.4	.085	2.2	1.315	33.4	1.049	26.6	.133	3.4
1-1/4"	1.510	38.4	1.380	35.1	.065	1.7	1.638	41.6	1.468	37.3	.085	2.2	1.660	42.2	1.380	35.0	.140	3.6
1-1/2"	1.740	44.2	1.610	40.9	.065	1.7	1.883	47.8	1.703	43.3	.090	2.3	1.900	48.3	1.610	40.9	.145	3.7
2"	2.197	55.8	2.067	52.5	.065	1.7	2.360	59.9	2.170	55.1	.095	2.4	2.375	60.3	2.067	52.5	.154	3.9
2-1/2"	2.875	73.0	2.731	69.4	.072	1.8	2.857	72.6	2.597	66.0	.130	3.3	2.875	73.0	2.469	62.7	.203	5.2
3"	3.500	88.9	3.356	85.2	.072	1.9	3.476	88.3	3.216	81.7	.130	3.3	3.500	88.9	3.068	77.9	.216	5.5
3-1/2"	4.000	101.6	3.834	97.4	.083	2.1	3.971	100.9	3.711	94.3	.130	3.3	4.000	101.6	3.548	90.1	.226	5.7
4"	4.500	114.3	4.334	110.1	.083	2.1	4.466	113.4	4.206	106.8	.130	3.3	4.500	114.3	4.026	102.3	.237	6.0
5"	—	—	—	—	—	—	—	—	—	—	—	—	5.563	141.3	5.047	128.2	.258	6.5
6"	—	—	—	—	—	—	—	—	—	—	—	—	6.625	168.3	6.065	154.0	.280	7.1




FISHING

WHATEVER YOUR FISHING NEED, GREENLEE HAS THE TOOL. FROM NYLON, FIBERGLASS AND FLAT STEEL TAPES, TO FISH STIX™ AND GLO STIX™ FISHING RODS, GREENLEE FISHING TOOLS GET THE JOB DONE FASTER, SAFER, AND EASIER®.

Contents

Cameras	172
Fish Tapes	172
Parts And Accessories	176
Reachers	177
Vacuum/Blowers	179
Fish Line	183
Measuring Tapes	184



CAMERAS

FF200 FishFinder® Plus Vision System



- Inspect near energized circuits with 4' (1.2m) CAT IV 600V; CAT III 1000V optical cable
- Water tight optical cable for submerged inspections
- Built-in memory for capturing over 2000 pictures
- Image download capability & RCA video output
- 180° image rotation for easy viewing

SPECIFICATIONS

CAT IV 600V; CAT III 1000V optical cable
TÜV Product Service
CE Rating-European Directives

- Kit Includes:**
- Handheld Display Unit
 - 4' (1.2m) CAT IV 600V; CAT III 1000V Optical Cable
 - 4 AA Batteries
 - USB Cable
 - Hook, Magnet and Mirror Tip Accessories
 - Rugged Carrying Case

CAT. NO.	UPC NO.	DESCRIPTION
FF200	12424	FishFinder® Plus Vision System
56270	56270	48" (14 mm) Replacement Optical Cable



FISH TAPES

SmartMARK™ Laser Etched Fish Tapes with SpeedFlex® Leaders



- Laser etched feet & meter distance markings every 1' (.3 m)*
- Fish farther and faster with the Speed Flex® leader
- Advanced over molded comfort grip and rugged case design
- Superior rapid tape pay-out and rewind
- Viewing ports to see amount of tape remaining in the case

SPECIFICATIONS

	FTS438DL-150	FTS438DL-250
Length:	150' x 1/8" (45 m x 3 mm)	250' x 1/8" (76 m x 3 mm)
Weight:	6.5 LBS(2.9 kg)	9.0 LBS(4.1 kg)

CAT. NO.	UPC NO.	DESCRIPTION
FTS438DL-150	26299	SmartMARK™ 150' Laser Etched Steel Fish Tape w/ SpeedFlex® Leader
FTS438DL-250	26301	SmartMARK™ 250' Laser Etched Steel Fish Tape w/ SpeedFlex® Leader

*Note: First mark is at 2' (.6 m) since leader is 1' (.3m) long.

SmartMARK™
LASER ETCHING

MagnumPRO™ Oil-Tempered Spring Steel Fish Tapes



- Rugged case design improves drop impact capability
- Oil-tempered spring steel for excellent fishing performance
- Advanced comfort handle grip reduces fatigue
- Superior rapid tape pay-out and rewind
- Improved low profile tip for easy fishing through all sizes of conduit
- Viewing Port gives visibility to remaining tape and ability to remove job site debris quickly
- 1/8", 1/4" and flat steel profiles to accommodate different fishing situations

SPECIFICATIONS

Capacity	1/8" (3.2 mm) tape width- 400 LBS (1.7 kN) maximum design strength	
	1/4" (6.4 mm) tape width – 400 LBS (1.7 kN) maximum design strength.	
	438-5H - 1/8" (3.2 mm) tape width- 400LBS (1.7 kN) maximum design strength.	
Weight	FTS438-65- 3.1 LBS (1.4 kg)	S438W-200 – 10.9 LBS (4.9 kg)
	FTS438-125 - 5.5 LBS (2.5 kg)	438-5H – 2.8 LBS (1.3 kg)
	FTS438-240 - 8.5 LBS (3.9 kg)	438-2X - 1.3 LBS (.6 kg)
	FTS438W-100 – 7.2 LBS (3.3 kg)	

CAT. NO.	UPC NO.	DESCRIPTION
438-5H	07500	Steel Fish Tape - 50' x 1/8" (15.2' x 3.2 mm)
FTS438-65	12729	Steel Fish Tape - 65' x 1/8" (19.8 m x 3.2 mm)
FTS438-65BP	10028	Steel Fish Tape - 65' x 1/8" (19.8 m x 3.2 mm) 3-PACK
FTS438-125	12709	Steel Fish Tape - 125' x 1/8" (38.1 m x 3.2 mm)
FTS438-125BP	10046	Steel Fish Tape - 125' x 1/8" (38.1 m x 3.2 mm) 3-PACK
FTS438-240	12730	Steel Fish Tape - 240' x 1/8" (73.2 m x 3.2 mm)
FTS438-240BP	10048	Steel Fish Tape - 240' x 1/8" (73.2 m x 3.2 mm) 3-PACK
FTS438W-100	12710	Steel Fish Tape - 100' x 1/4" (30.5 m x 6.4 mm)
S438W-200	12476	Steel Fish Tape - 200' x 1/4" (61 m x 6.4 mm) (No Case)
R RS438-65	12469	Replacement Steel Tape - 65' (NO CASE)
R RS438-125	12470	Replacement Steel Tape - 125' (NO CASE)
R RS438-240	12471	Replacement Steel Tape - 240' (NO CASE)
R RS438W-100	12472	Replacement Steel Tape - 100' x 1/4" (NO CASE)

Flat-Steel Fish Tape - 1/4" Wide



- Flat steel tape reaches easily above ceilings, under carpets, and through walls to install wire
- 25' (7.6 m) long, extending your reach
- Winder case with crank handle for easy, compact storage

SPECIFICATIONS

Weight	1.25 lb (0.6 kg)
---------------	------------------

CAT. NO.	UPC NO.	DESCRIPTION
438-2X	01696	25' x 1/4" x 0.030" (7.6 m x 6.4 mm x 0.8 mm) Steel Fish Tape

MagnumPRO™ Stainless Steel Fish Tapes - 1/8" Wide



FTSS438-100

- Corrosion free stainless steel tape for maximum life
- Fish further and faster with Speed Flex leader
- Advanced comfort handle grip reduces fatigue
- Viewing Port gives visibility to remaining tape and ability to remove job site debris quickly
- Rugged case design improves drop impact capability

SPECIFICATIONS

Capacity 1/8" (3.2 mm) tape width-400 LBS (1.7 kN) maximum design strength
Weight FTSS438-100 - 4.8 LBS (2.2 kg);
 FTSS438-200 - 7.4 LBS (3.4 kg)

CAT. NO.	UPC NO.	DESCRIPTION
FTSS438-100	12711	Stainless Steel Fish Tape - 100' × 1/8" (30.5 m × 3.2 mm)
FTSS438-200	12712	Stainless Steel Fish Tape - 200' × 1/8" (61 m × 3.2 mm)
 RSS438-100	12480	Replacement Stainless Steel Tape - 100' (NO CASE)
 RSS438-200	12481	Replacement Stainless Steel Tape - 200' (NO CASE)

MagnumPRO™ Flexible Steel Fish Tapes




FTFS439-100


- Multi-strand steel cable for maximum flexibility
- Advanced comfort handle grip reduces fatigue
- Viewing Port gives visibility to remaining tape and ability to remove job site debris quickly
- Rugged case design improves drop impact capability

SPECIFICATIONS

Capacity 3/16" (4.8 mm) tape width – 500 LBS (2.2 kN) maximum design strength.
Weight FTFS439-50 – 5.6 LBS (2.5 kg);
 FTFS439-100 – 8.9 LBS (4.0 kg);
 FS439-100 – 6.2 LBS (2.8 kg)

CAT. NO.	UPC NO.	DESCRIPTION
FTFS439-50	12713	Flexible Steel Fish Tape - 50' × 3/16" (15.2 m × 4.8 mm)
FTFS439-100	12714	Flexible Steel Fish Tape - 100' × 3/16" (30.5 m × 4.8 mm)
 FS439-100	12482	Flexible Steel Fish Tape - 100' × 3/16" (30.5 m × 4.8 mm) Double Tip (NO CASE)

MagnumPRO™ Fiberglass Fish Tapes



FTF540-50



542-200


- Rugged case design improves drop impact capability
- Non-conductive fiberglass tape with patented low-friction coating for faster and easier fishing
- Perfect for fishing in conduit with wire or cable present
- Superior rapid tape pay-out and rewind
- Improved low profile tip for easy fishing through all sizes of conduit
- Viewing Port gives visibility to remaining tape and ability to remove job site debris quickly
- Exclusive, unique, lightweight reel for easy positive feed out and rewind

SPECIFICATIONS

Capacity	540 Series- 0.175" (4.4 mm) dia. - 300 LBS (1.3 kN) maximum design strength
	542 Series-3/16" (4.7 mm) dia. - 400 LBS (1.7 kN) maximum design strength
Weight	FTF540-50 - 2.8 LBS (1.3 kg)
	FTF540-100 - 3.4 LBS (1.5 kg)
	542-200 - 16 LBS (7.2 kg)
	542-250 - 17 LBS (7.7 kg)

CAT. NO.	UPC NO.	DESCRIPTION
FTF540-50	12717	Fiberglass Fish Tape - 50' × 11/64" (15.2 m × 4.3 mm)
FTF540-100	12718	Fiberglass Fish Tape - 100' × 11/64" (30.5 m × 4.3 mm)
542-150	35745	Fiberglass Fish Tape 150' × 3/16" (61 m × 4.8 mm) IN REEL STAND
542-200	35746	Fiberglass Fish Tape 200' × 3/16" (61 m × 4.8 mm) IN REEL STAND
542-250	35747	Fiberglass Fish Tape 250' × 3/16" (76.2 m × 4.8 mm) IN REEL STAND
R 05157	05157	Replacement Fiberglass Tape - 200' × 3/16" (NO CASE)
R 05158	05158	Replacement Fiberglass Tape - 250' × 3/16" (NO CASE)
R 10565	10565	Pulling Eye Repair Kit for 11/64" (4.3mm) Diameter Fish Tapes (Includes: pulling eye & adhesive)
R 35750	35750	Accessory Kit for 3/16" (4.78 mm) Fish Tapes (Includes flexible pulling leader, flexible pushing leader, pulling eye, splice ferrule and threaded ferrule)
R 35908	35908	1/8" (3 mm) Repair Kit (Includes threaded end ferrule, splice ferrule and pulling eye)
R 35909	35909	3/16" (4.7 mm) Repair Kit (Includes threaded end ferrule, splice ferrule and pulling eye)
A 35919	35919	1/8" (3 mm) Pulling Eye
A 35930	35930	3/16" (4.7 mm) Pulling Eye

MagnumPRO™ Nylon Fish Tapes



FTN536-50

- Non-conductive, curl resistant nylon tape for fast, clean fishing
- Good for fishing in conduit with wire or cable present
- Rugged case design improves drop impact capability
- Advanced comfort handle grip reduces fatigue
- Nylon fish tape is intended for fishing only - rope or line is recommended for pulling


SPECIFICATIONS

Capacity	3/16" (4.8 mm) diameter - 250 LBS (1.1 kN) maximum design strength
Weight	FTN536-50 - 2.9 LBS (1.3 kg)
	FTN536-100 - 3.6 LBS (1.6 kg)

CAT. NO.	UPC NO.	DESCRIPTION
FTN536-50	12715	Nylon Fish Tape 50' × 3/16" (15.2 m × 4.8 mm)
FTN536-100	12716	Nylon Fish Tape 100' × 3/16" (30.5 m × 4.8 mm)
R RN536-50	12483	Replacement Nylon Fish Tape 50' (NO CASE)
R RN536-100	12484	Replacement Nylon Fish Tape 100' (NO CASE)
R 01664	01664	Replacement Tip for 436 Nylon Fish Tape (Requires Greenlee K05 or K09 series crimper or #6 hex crimp to install.)

PARTS AND ACCESSORIES

Replacement Cases and Leaders



439-1



439-2



10052

- Silver-solder joint attaches to any 1/8" (3.2 mm) x .060" (1.5 mm) steel fish tape to provide a slim profile that fishes farther, faster
- High-strength stainless steel cable is used for reliability and long life
- Beveled edges on the leader reduce the possibility of hang-ups when pulling wire
- Up to (6) #10 wires can be attached to the large pulling eye

CAT. NO.	UPC NO.	DESCRIPTION
439-1	30859	12" (305 mm) Flexible Fish Tape Leader
439-2	14392	12" (305 mm) SPEED FLEX Leader (solder joints)
10052	10052	12" Case/Handle Replacement Kit

REACHERS

Fish Stix™


- Highly visible green color rods can be easily threaded together and seen when working above ceilings, down walls, or under raised floors
- 1/4" (6.4 mm) diameter fiberglass adds rigidity when connecting multiple sections
- 200 LBS (0.9 kN) maximum pulling strength
- Two different threaded tips accommodate various bundles of wire or cable



Glo Stix™

- Luminescent fiberglass rods glow in the dark for fishing in dark spaces
- More flexible for fishing in walls through outlet box holes
- Sturdy, steel-threaded connectors are interchangeable with Greenlee 1/4" (6.4 mm) Fish Stix™
- Clear, non-metallic storage tube keeps Glo Stix™ charged and ready to use
- 200 LBS (0.9 kN) maximum pulling strength

CAT. NO.	UPC NO.	DESCRIPTION
540-12	10504	Fish Stix™ Kit: 1/4" x 12' (6.4 mm x 3.6 m) with bullet & "J" hook nose tips
540-24	10506	Fish Stix™ Kit: 1/4" x 24' (6.4 mm x 7.3 m) with bullet & "J" hook nose tips
540-8M	12918	Glo Stix™ Kit: 3/16" x 8' long with bullet & "J" hook nose tips
540-15	11422	Glo Stix™ Kit: 3/16" x 15' (4.7 mm x 4.6 m) with bullet & "J" hook nose tips
540-6	86795	Glo Stix™, single 5/32" x 6' (4.0 mm x 1.8 m) with fixed bullet nose on both ends
540-18	86796	Glo Stix™ Kit: 5/32" x 18' (4.0 mm x 5.5 m) with bullet & "J" hook nose tips
540-20P	12919	Professional Installers Kit: (3)-1/4" x 4' Fish Stix™ sections, (2)-3/16" x 2' Glo Stix™ Sections & (1)-5/32" x 4' Glo Stix™ Section, (1) whisk, (1) "J" hook, (1) bullet nose
A 10497	10497	Hook Nose Tip
A 10498	10498	Bullet Nose Tip
A 11426	11426	Whisk Nose Tip



SPECIFICATIONS

FISH STIX™

GLO STIX™


	540-12	540-24	540-8M	540-15	540-6	540-18	540-20P
Overall Length	12' (3.6 m)	24' (7.3 m)	8' (2.4 m)	15' (4.6 m)	6' (1.8 m)	18' (5.5 m)	6' (1.8 m)
Sections	3	5	5	3	1	3	6
Section Length	4' (1.2 m)	(3) 6' (1.8 m), (1) 3' (0.9 m) & (1) 3' (0.9 m) Glo Stix™ Section	20" (.5 m)	5' (1.5 m)	6' (1.8 m)	6' (1.8 m)	†
Diameter	1/4" (6.4 mm)	1/4" (6.4 mm)	3/16" (4.8 mm)	3/16" (4.7 mm)	5/32" (4.0 mm)	5/32" (4.0 mm)	5/32" (4.0 mm)
Weight	1.04 LBS (0.5 kg)	1.94 LBS (0.9 kg)	.8 LBS (0.4 kg)	1 LBS (0.5 kg)	.4 LBS (0.2 kg)	.8 LBS (0.4 kg)	.4 LBS (0.2 kg)
Material	Fish Stix™	Fish Stix™	Glo Stix™	Glo Stix™	Glo Stix™	Glo Stix™	Glo Stix™
Minimum Bend Radius	6 1/2" (165 mm)	6 1/2" (165 mm)	4 1/4" (108 mm)	4 1/4" (108 mm)	3 1/2" (89 mm)	3 1/2" (89 mm)	3 1/2" (89 mm)

†540-20P includes: (3)-1/4" x 4' Fish Stix™ sections, (2)-3/16" x 2' Glo Stix™ Sections & (1)-5/32" x 4' Glo Stix™ Section.

3' Wire Reacher



FP3



- Extends your reach above ceilings and walls
- Stainless-steel construction for long life
- Hook can be used to install cables and wires up to 3/4" (19 mm) diameter
- Clip included for easy storage in shirt pocket
- Magnetic back for retrieving metal objects

SPECIFICATIONS

Extended length:	38" (965 mm)
Collapsed length:	6-3/8" (162 mm)
Diameter:	3/8" (9.5 mm)
Weight:	1.6 oz (46 g)

CAT. NO.	UPC NO.	DESCRIPTION
FP3	23902	3' Wire Reacher

Fish Poles



Designed specifically for pushing and pulling wires over long distances

- Push or pull wires over suspended ceilings, under sub-floors or crawl spaces and in attics
- Install suspension wires for drop ceilings
- Non-conductive, high-impact construction
- Velcro strap secures pole when in collapsed position
- Self-contained, no loose parts
- Lightweight design to minimize fatigue

SPECIFICATIONS

	FP12 FISH POLE	FP18 FISH POLE	FP24 FISH POLE
Extended length:	12' (3.7 m)	18' (5.48 m)	24' (7.31 m)
Collapsed length:	26" (660 mm)	27" (686 mm)	50" (1270 mm)
Diameter:	1 1/4" (32 mm)	2" (50 mm)	2 1/4" (57 mm)
Weight:	1.3 lb. (0.6 kg)	2 1/2 lb. (1.1 kg)	4 1/4 lb. (1.9 kg)

FP24



FP18

FP12

CAT. NO.	UPC NO.	DESCRIPTION
FP12	02268	Fish Pole 12 ft.
FP18	10442	Fish Pole 18 ft.
FP24	10443	Fish Pole 24 ft.
10453	10453	Replacement Hook



CableCaster®



06186

Significantly speeds up the installation of lightweight communications cable through hard-to-reach spaces such as suspended ceilings, rafters and sub-floors

- 50' (15 m) range allows for faster installations with fewer pulls
- Bright yellow body reduces chances of leaving the CableCaster behind
- Glow-in-the-dark darts are easy to locate
- Aerodynamic darts provide high accuracy and fast installation
- Pen-light flashlight mount

CAT. NO.	UPC NO.	DESCRIPTION
06186	06186	CableCaster® Wire Pulling Tool with Three Darts
06259	06259	CableCaster® Replacement Darts (Pack of Four)



VACUUM/BLOWERS

690-15 Vacuum/Blower Power Fishing System

**NEW
PRODUCT**



NRTL/C



- Rugged, self-contained unit includes everything you need to blow or vacuum fish line, poly line or measuring tape
- Durable tank and accessory storage box are corrosion, chemical and impact-resistant polyethylene
- Designed for the job site; 10' (3.05 m) long hose, large heavy-duty wheels and removable accessory box
- Large 11 gallon (41.6 l) tank makes the 690 excellent for vacuuming water and debris

SPECIFICATIONS

Capacity	1/2" - 4" Conduit (5" and 6" with optional foam pistons) see page 182
Power Source	120 VAC
Weight	50 LBS (22.7 kg)
Air Flow	120 cfm
Pressure	Will lift 110" (2794 mm) of water

CAT. NO.	UPC NO.	DESCRIPTION
N 690-15	01554	Vacuum/Blower Power Fishing System - 120 VAC
A 618	16517	Piston for 5" Conduit
A 619	16951	Piston for 6" Conduit
A 16646	16646	Accessory - Adapter for 5" - 6" conduit

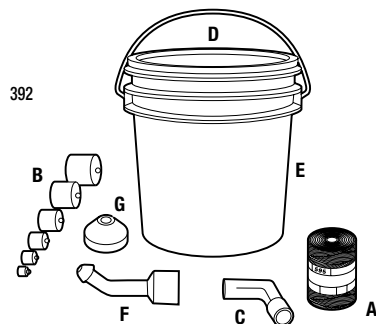


KEY	CAT. NO.	UPC NO.	DESCRIPTION
A	24779	24779	Piston set for 1/2"-4" conduit (EMT & Rigid)
B	23360	23360	Adapter Nozzle for tape and line
C	25646	25646	Adapter Cone 1/2"-1" Conduit
D	25644	25644	Adapter Cone 1-1/4"-2-1/2" Conduit
E	25645	25645	Adapter Cone 3"-4" Conduit
F	595	32433	Fish Line - 85 LBS (378 N) pulling strength; 2,150' (655 m) long
G	690-RM	01552	Replacement Motor for 690-15
H	690-RT	01553	Replacement Tank for 690-15
I	RH10	01541	Flexible Hose 10' x 1 1/2" (3.05 m x 38.1 mm)
I	RH15	01542	Flexible Hose 15' x 1 1/2" (4.57 m x 38.1 mm)
I	RH25	01543	Flexible Hose 25' x 1 1/2" (7.62 m x 38.1 mm)

Li'l Fisher® 390 Power Fishing System



390



392

SPECIFICATIONS

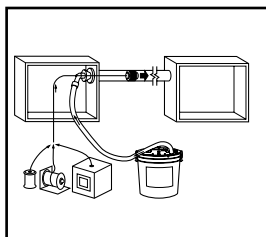
Capacity	1/2"-2" conduit with optional Accessory Kit (2-1/2"-4" with optional foam pistons) Liquid Capacity- 1.75 gal. (6.5 l) Use 690 Power Fishing System for greater liquid capacity requirements
Power Source	120 VAC, 1/2 H.P.
Weight	390-19 LBS (8.6 kg)
Air Flow	101.2 cfm (2.83 cMm)
Vacuum Lift	137.1" (3482 mm) of Water

CAT. NO.	UPC NO.	DESCRIPTION
390	38594	Li'l Fisher Vacuum/Blower Power Fishing System - Includes only unit and 38624 hose
A 392	39051	Power Fishing System Accessory Kit- Includes all items below

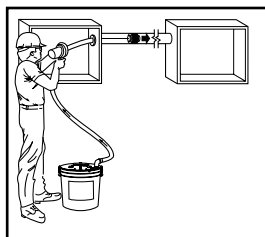
392 / 39051 ACCESSORY KIT INCLUDES:

KEY	CAT. NO.	UPC NO.	DESCRIPTION	QTY:
A	595	32433	Fish Line – 85 LBS (378 N) pulling strength; 2,150' (655 m) long	1
B	608	11038	Piston for 1/2" Conduit	1
B	609	11039	Piston for 3/4" Conduit	1
B	610	11040	Piston for 1" Conduit	1
B	611	11041	Piston for 1-1/4" Conduit	1
B	612	11042	Piston for 1-1/2" Conduit	1
B	613	16511	Piston for 2" Conduit	1
C	23360	23360	Adapter Nozzle for Measuring Tape	10
D	39063	39063	Accessory Container Lid	1
E	54284	54284	Accessory Container	1
F	25646	25646	1/2"-1" Cone adapter	1
G	25644	25644	1-1/4"-2-1/2" Cone adapter	1

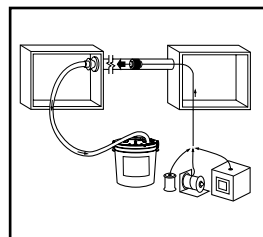
*See page 182 for replacement pistons



Blowing a piston through conduit using 390 Li'l Fisher™ Power Fishing System. Can be used with fish line, poly line or measuring tape.



Blowing a piston through conduit using 390 Li'l Fisher™ Power Fishing System using 691 Blow Gun with 595 Mighty Mouser® Fish Line.



Vacuuming a piston through conduit using 390 Li'l Fisher™ Power Fishing System. Can be used with fish line, poly line or measuring tape.

Portable Blower Power Fishing System



- Powerful, will blow line or measuring tape in up to 6" conduit
- Portable, lightweight blower has shoulder strap to make it easy to carry and allow the operator to have both hands free
- Efficient, includes the Mighty Mouser® blow gun for fast, easy line blowing

SPECIFICATIONS

Capacity	1/2" - 4" Conduit (5" and 6" with optional foam pistons)
Power Source	120 VAC 20 Amp
Weight	34 LBS (15.2 kg)

CAT. NO.	UPC NO.	DESCRIPTION
591	32432	Portable Blower Power Fishing System
A 618	16517	Piston for 5" Conduit
A 619	16951	Piston for 6" Conduit
A 16646	16646	Adapter for 5" - 6" conduit

*See next page for parts list.

Mighty Mouser® Blow Gun Kit



- This compact, self-contained Lexan® thermoplastic blow gun holds a 2,150' (655 m) package of 85 lb. (378 N) breaking strength fish line
- Compact self-contained unit leaves one hand free for more efficient operation
- Mighty Mouser® Blow Gun and Accessories all fit into a compact sturdy metal case

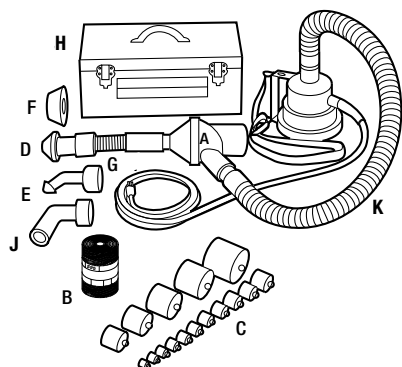
SPECIFICATIONS

Capacity	1/2" - 4" conduit, through 6" with additional optional accessories
Power Source	Use with blower power fishing systems
Weight	592-20 LBS (9 kg) 691-1.7 LBS(0.8 kg)

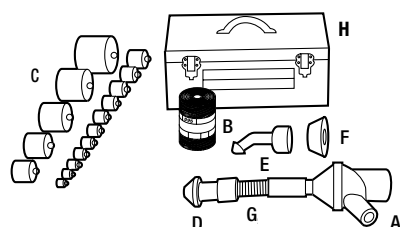
CAT. NO.	UPC NO.	DESCRIPTION
592	32565	Mighty Mouser® Blow Gun Kit for 1/2" - 4" Conduit in metal box
R 691	32095	Mighty Mouser Blow Gun (only)
A 595	32433	Fish Line - 85 LBS (378 N) pulling strength; 2,150' (655 m) long
A 618	16517	Piston for 5" Conduit
A 619	16951	Piston for 6" Conduit
A 16646	16646	Adapter for 5" - 6" conduit

*See next page for parts list.

Parts List for Models 591 and 592



591 Portable Blower Power Fishing System



592 Mighty Mouser® Blow Gun Kit

KEY	CAT. NO.	UPC NO.	DESCRIPTION	592	591
A	691	32095	Mighty Mouser® Blow Gun	1	1
B	595	32433	Fish Line – 85 LBS (378N) pulling strength; 2,150' (655 m) long	1	1
C	24779	24779	Piston set for 1/2"-4" conduit (EMT & Rigid)		
D	25644	25644	Adapter Cone 1-1/4"-2-1/2" Conduit	1	1
E	25646	25646	Adapter Cone 1/2"-1" Conduit	1	1
F	25645	25645	Adapter Cone 3"-4" Conduit		1
G	32104	32104	Flexible Hose 1-1/2" dia. x 1' (38.1 mm x 305 mm)	1	1
H	32662	32662	Storage Box	1	1
J	23360	23360	Adapter Nozzle for Tape and Line		1
K	32431	32431	Flexible Hose 1-1/2" x 4' (38.1 mm x 1.2 m)		1

*See below

Conduit Pistons



PISTON SETS

CAT. NO.	UPC NO.	DESCRIPTION
S2613	26777	1/2", 3/4", 1", 1-1/4", 1-1/2" and 2" EMT, IMC and Rigid
34317	34317	2-1/2", 3", 3-1/2" and 4" EMT

- Use with blower or vacuum power fishing system to pioneer the line through the conduit run
- Flexible foam body for an air-tight seal
- Color-coded end disk with embossed size markings for fast, easy selection
- Strong steel center rod with loops on both ends
- Pistons available for all types and sizes of conduit 1/2" through 6"

INDIVIDUAL PISTONS

CAT. NO.	UPC NO.	PACKAGE	CONDUIT SIZE	CONDUIT TYPE	COLOR
608-5	08263	POP	1/2"	All	Green
608	11038	BULK	1/2"	All	Green
609-5	08264	POP	3/4"	All	Green
609	11039	BULK	3/4"	All	Green
610-5	08265	POP	1"	All	Green
610	11040	BULK	1"	All	Green
611-3	08266	POP	1-1/4"	All	Green
611	11041	BULK	1-1/4"	All	Green
612-2	08267	POP	1-1/2"	All	Green
612	11042	BULK	1-1/2"	All	Green
613	16511		2"	All	Green
614	16512		2-1/2"	IMC, Rigid	Green
621	19107		2-1/2"	EMT	Yellow
615	16513		3"	IMC, Rigid	Green
622	19109		3"	EMT	Yellow
616	16514		3-1/2"	IMC, Rigid	Green
646	24326		3-1/2"	EMT	Yellow
617	16515		4"	IMC, Rigid	Green
623	19110		4"	EMT	Yellow
618	16517		5"	All	Green
619	16951		6"	All	Green

FISH LINE

Fish Line



595

- Strong, lightweight nylon
- 595 – Center feed for fast payout without tangling. Use with Mighty Mouser® blow gun
- 604, 605, 606 and 607 – Specially wound to payout fast from outside without tangles
- Mildew-resistant, can be pulled into the run with the wire to provide a means to add wires later

CAT. NO.	UPC NO.	STRENGTH		LENGTH	
		LBS.	N	FT	M
595	32433	85	378	2150	655
604	23368	85	378	2200	670
605	16504	45	200	2750	838
606	16505	72	320	1700	517
607	16506	90	400	1350	411

Poly Line



430

430-500 Poly Line

- Ready-to-use, pre-punched hole in lid with resealable cap
- Use with power fishing systems directly from the container
- Resists tangling when dispensing
- Rot and mildew resistant
- Handy reusable plastic dispenser pail with handle keeps the line dry
- Use to pull rope through conduit

SPECIFICATIONS

Capacity	430 and 430-500 - 210 LBS (934 N) average breaking strength
	431 - 240 LBS (1 kN) average breaking strength
	37959 - 500 LBS (2.2 kN) average breaking strength
Weight	430 - 11 LBS (5 kg)
	430-500 - 1 lb. (0.5 kg)
	431 - 12 LBS (5.4 kg)
	37959 - 12 LBS (5.4 kg)

CAT. NO.	UPC NO.	DESCRIPTION
430	21481	Poly Line 6500' (1981 m), Green Tracer
430-500	12598	Poly Line 500' (152 m), Green Tracer
431	21482	Poly Line 5200' (1585 m), Yellow Tracer
37959	37959	Poly Line 2200' (670 m), Red Tracer

MEASURING TAPES

High-Strength Polyaramid Measuring/Pulling Tapes



39245

- Pull small cables or install pull rope for large cable pulling jobs
- Made of Polyaramid (equivalent to Kevlar®*), will not rot or deteriorate and can be left in ducts indefinitely for future use
- Low stretch properties make measurements accurate
- Printed measurements every foot from zero to 3000' (914 m)
- Use 406 Dispenser (see page 444)

SPECIFICATIONS

Cat. No.	Average Breaking Strength	Length	Weight
39243	1250 LBS (5.56 kN)	3000' (914 m)	10.5 LBS (4.8 kg)
39244	1800 LBS (8.01 kN)	3000' (914 m)	14.5 LBS (6.6 kg)
39245	2500 LBS (11.12 kN)	3000' (914 m)	18 LBS (8.2 kg)

CAT. NO.	UPC NO.	DESCRIPTION
39243	39243	Conduit Measuring Tape 1/4" x 3000' (6.4 mm x 914 m)
39244	39244	Conduit Measuring Tape 3/8" x 3000' (9.5 mm x 914 m)
39245	39245	Conduit Measuring Tape 1/2" x 3000' (12.7 mm x 914 m)

* Kevlar is a registered trademark of E. I. DuPont, Inc.

High-Strength Polyester Measuring/Pulling Tapes



4436



- Durable and stretch-resistant tape for easily pulling and installing wire and fiber optic cables within PVC and HDPE ducts
- Factory-lubricated to reduce burn-through in inner duct
- Easy-to-read footage markings for quick and accurate measurements
- Available in various tensile strengths for use in any application

SPECIFICATIONS

Cat. No.	Average Breaking Strength	Length	Weight
4435	1250 LBS (5.56 kN)	3000' (914 m)	23.6 LBS (10.7 kg)
4436	1800 LBS (8.01 kN)	3000' (914 m)	31.2 LBS (14.2 kg)
4437	2500 LBS (11.12 kN)	3000' (914 m)	39.4 LBS (17.9 kg)

CAT. NO.	UPC NO.	DESCRIPTION
4435	10445	Polyester Measure/Pulling Tape 1/2" x 3,000' (12.7 mm x 914m)
4436	10446	Polyester Measure/Pulling Tape 5/8" x 3,000' (15.9 mm x 914m)
4437	10447	Polyester Measure/Pulling Tape 3/4" x 3,000' (19.1 mm x 914m)

Polyester Measuring Tape and Dispenser



435 Measuring Tape shown on 434 Dispenser - sold separately.

- Fish and measure conduit runs in one operation
- Permanently printed measurements every foot from zero to 3000' (914 m)
- Made of strong, waterproof polyester
- Pay-out dispenser has anti-skid pads, handle and built-in cutter

SPECIFICATIONS

Size	3000' (914 m)
Capacity	170 LBS (756 kN) average breaking strength
Weight	435: 4.4 LBS (2.0 kg), 434: 3.5 LBS (1.6 kg)

CAT. NO.	UPC NO.	DESCRIPTION
435	21562	Conduit Measuring Tape 3/16" x 3000' (4.8 mm x 914 m)
434	21875	Pay-Out Dispenser for 435 Conduit Measuring Tape



CABLE PULLING

FROM SIMPLE, STRAIGHT SHOTS TO PULLS WITH MULTIPLE BENDS AND OFFSETS, GREENLEE CABLE PULLING EQUIPMENT SAVES TIME, INCREASES YOUR EFFICIENCY AND SAFELY PULLS CABLE WHERE YOU NEED IT TO BE.

Contents

Cable Feeders	186
Cable Pullers	187
Tugger Accessories	195
Pulling Accessories	196
Cable Tray Feeder And Accessories	200
Rope	203
Swivels & Rope Connectors	204
Grips	206
Cable Pulling Lubricants	212
Swabs, Brushes, Mandrels	214



© Registered: The color green for manual and power-operated cable pullers is a registered trademark of Greenlee Textron Inc.
Kevlar® is a registered trademark of E.I. du Pont de Nemours and Company.
Microsoft® and Excel® are registered trademarks of Microsoft Corporation.

CABLE FEEDERS

Ultra Cable Feeder™



Productive

- One person set-up & operation

Heavy Duty

- Accommodates cable ranging in size up to 3.5" (88.9 mm) in diameter

Versatile

- Feeds cable at variable speeds to match the speed of cable puller
- Tires for improved traction with low friction cable
- Two cable loading methods: Top-loading and End-loading
- Available with pendant & toggle switch

SPECIFICATIONS

Power Supply	115 VAC, 15 amps, 60 Hz 230 VAC, 8 amps, 50/0 Hz								
Speed	4-36 feet per minute (1.2-11 meters per minute)								
Maximum Tractive Force	Single Cable: 200 lbs. (.9 kN) All Cables: 800 lbs. (3.5 kN)								
Cable Capacity	<table> <tr> <th>Quantity</th><th>Size</th></tr> <tr> <td>8 x</td><td>250 MCM (120 mm²)</td></tr> <tr> <td>6 x</td><td>500 MCM (240 mm²)</td></tr> <tr> <td>5 x</td><td>750 MCM (300 mm²)</td></tr> </table>	Quantity	Size	8 x	250 MCM (120 mm ²)	6 x	500 MCM (240 mm ²)	5 x	750 MCM (300 mm ²)
Quantity	Size								
8 x	250 MCM (120 mm ²)								
6 x	500 MCM (240 mm ²)								
5 x	750 MCM (300 mm ²)								
Reel Weight Capacity	25,000 lbs. total (11,300 kg)								
Size	41" long x 27.5" wide x 37.5" high (1040 mm x 699 mm x 953 mm)								
Weight	285 lbs. (130 kg)								
Tire Pressure	50psi (2.4 bar)								

CAT. NO.	UPC NO.	DESCRIPTION
6810	05564	Ultra Cable Feeder™ with Hand Switch 120V
6810-22	12293	Ultra Cable Feeder™ with Hand Switch 220V
05645	05645	Tee (included)



CABLE PULLERS

Cable Puller Selection Guide

			PULLING FORCE			SPEED									POWER	REQUIRED ROPE
CAT. NO.	DESCRIPTION	PAGE NO.	CONT.	MAX.	WEIGHT	NO LOAD	500 LBS	800 LBS	1000 LBS	2000 LBS	4000 LBS	5000 LBS	6000 LBS	8000 LBS		
G3	G3 Tugger®	192	1200 lbs.	2000 lbs.	123 lbs.	97 fpm	59.0 fpm		36.0 fpm						1 HP electric 1/2" double braid	
UT10-2S	Ultra Tugger® 10 (UT10) Cable Puller	193	6500 lbs.	10000 lbs.	86 lbs.	16 fpm				14.0 fpm	12.0 fpm		7.0 fpm	6.0 fpm	1-1/2 HP electric 7/8" double braid	
	Ultra Tugger® 8 Power Cable Puller	194	6500 lbs.	8000 lbs.	86 lbs.	9 fpm				8.0 fpm	7.5 fpm		7.0 fpm	6.0 fpm	1-1/2 HP electric 7/8" double braid	
6800																
6001	Super Tugger® Power Cable Puller	196	4500 lbs.	6500 lbs.	108 lbs.	16.5 fpm				11.0 fpm	7.5 fpm	6.0 fpm			1-1/2 HP electric 3/4" double braid	
UT4	Ultra Tugger® 4 Power Cable Puller	198	3000 lbs.	4000 lbs.	175 lbs.	26/13 fpm				20.0 fpm	10.0 fpm				1-1/4 HP electric 9/16" double braid	



Ultra Tugger® 10 (UT10) Cable Puller: 10,000 lb. (44.5kN) rated



6906



6900



6901

Speed

- 2-Speed gear-motor enable 20% faster pulling time
- Shift from high-speed/low-load pulling to low-speed/high-load pulling with a simple double-tap motion on the foot-pedal

Versatile

- Available with Mobile VersiBoom™ for less than 2 minute, one person set-up, & 20' tall
- Available with floor mount & chain mount for tighter spaces

Heavy Duty

- Customized gear motor specifically for heavy-duty cable pulling application and meet UL & cUL safety requirements

SPECIFICATIONS

Pulling Force	Maximum: 10,000 lbs. (44.48 kN) Continuous: 6,500 lbs. (28.9 kN)
Dimensions	Length: 11.5" (292 mm) Width: 26" (660 mm)
Height	120V models: 6.75" (172 mm) 220V models: 10.0" (254 mm)
Weight	86 lbs. (39 kg) (08000 only)
Pulling Speed – Feet (Meters) Per Minute	No Load: 16 fpm/min (4.88 mpm) At 2000 lbs. (0.9 kN): 14 fpm (4.27 mpm) At 4000 lbs. (1.8 kN): 12 fpm (3.66 mpm) At 6000 lbs. (2.7 kN): 7 fpm (2.13 mpm) At 8000 lbs. (3.6 kN): 6 fpm (1.8 mpm)
Drive Motor	1-1/2 HP (1.1 kW)
Power	UT10-2S, UT10-22, 6900, 6900-22, 6901, 6901-22, 6906, 6906-22
Requirements	7/8" diameter (22.2 mm); Double-Braided Polyester Composite – Rated at 32,000 lbs. (142 kN) minimum breaking strength

CAT. NO.	UPC NO.	DESCRIPTION
6900	00357	UT10-2S Package with Floor mount
6900-22	00814	UT10-22 (220 V) Package with Floor mount
6901	00358	UT10-2S Package with Chain mount
6901-22	00813	UT10-22 (220 V) Package with Chain mount
6906	00359	UT10-2S Package with Mobile VersiBoom™ II
6906-22	00812	UT10-22 (220 V) Package with Mobile VersiBoom™ II
UT10-2S	05528	Puller Assembly
UT10-22	00829	(220 V) Puller Assembly
00967	00967	Deluxe Force Gauge
34136	34136	7/8"(22.2m) Double braided composite rope – 300'
34137	34137	7/8"(22.2m) Double braided composite rope – 600'
34138	34138	7/8"(22.2m) Double braided composite rope – 1,200'

NOTE: Rope is a very critical link in the cable pulling system. See page 203 for proper pulling rope selection.

CAT. NO.	UPC NO.	DESCRIPTION	6900	6901	6906
UT10-2S	05528	Puller Assembly (UT10)	x	x	x
00865	00865	Mount Assy-Floor	x		
02846	02846	Chain Mount Ass'y-Pkgd		x	
MVB	00553	Mobile Versi Boom			x



A PRODUCT VIDEO IS AVAILABLE, SCAN THIS QR CODE OR VISIT:
www.youtube.com/GreenleeDEMO



00967



35284

Ultra Tugger® 8 (UT8) Cable Puller: 8000 lb. (35.8kN) rated



Speed

- 8,000 (35.8 kN) lbs. pulling force to handle most pulling jobs

Versatile

- Available with Mobile VersiBoom™ for less than 2 minute, one person set-up, & 20' tall
- Available with floor mount & chain mount for tighter spaces

SPECIFICATIONS

Pulling Force	Maximum: 8,000 lbs. (35.8 kN) Continuous: 6,500 lbs. (28.9 kN)
Dimensions	Length: 11.5" (292 mm) Width: 26" (660 mm)
Height	120V models: 6.75" (172 mm) 220V models: 10.0" (254 mm)
Weight	86 lbs. (39 kg) (08000 only)
Pulling Speed – Feet (Meters) Per Minute	No Load: 9 fpm (2.7 mpm) At 2000 lbs. (0.9 kN): 8 fpm (2.4 mpm) At 4000 lbs. (1.8 kN): 7.5 fpm (2.3 mpm) At 6000 lbs. (2.7 kN): 7 fpm (2.1 mpm) At 8000 lbs. (3.6 kN): 6 fpm (1.8 mpm)
Drive Motor	1-1/2 HP (1.1 kW)
Power	8000, 6800, 6801 = 120 VAC 60Hz 20A
Requirements	UT8-22, 6800-22 = 220 VAC 50Hz
Required Rope	7/8" diameter (22.2 mm); Double-Braided Polyester Composite – Rated at 32,000 lbs. (142 kN) minimum breaking strength



CAT. NO.	UPC NO.	DESCRIPTION
6800	00985	Ultra Tugger® 8 Cable Puller with Standard Force Gauge, and Floor Mount
6800-22	03196	Same as 6800, except 220 VAC 50 Hz
6801	00986	Ultra Tugger® 8 Cable Puller with Standard Force Gauge, and Conduit Chain Mount
6806	00362	UT8 Package with Mobile VersiBoom™ II
6806-22	00369	UT8-22 (220 V) Package with Mobile VersiBoom™ II
08000	08000	Cable Puller (6800)
00967	00967	Deluxe Force Gauge (see page 158)
34136	34136	Pull Rope 7/8" x 300' (22.2 mm x 91 m)
34137	34137	Pull Rope 7/8" x 600' (22.2 mm x 182 m)
34138	34138	Pull Rope 7/8" x 1,200' (22.2 mm x 365 m)

CAT. NO.	UPC NO.	DESCRIPTION	6800	6801	6806
08000	08000	Cable Puller (6800)	x	x	x
00865	00865	Mount Assy-Floor	x		
02846	02846	Chain Mount Ass'y-Pkgd		x	
MVB	00553	Mobile Versi Boom			x

NOTE: Rope is a very critical link in the cable pulling system. See page 203 for proper pulling rope selection.

Mobile VersiBoom™ II



Mobile VersiBoom™ II shown with Ultra Tugger® 10, sold separately.

(Does not include UT10)

Quick Set-Up

- One person set-up in less than 2 minutes

Versatile

- Can be extended up to 20'
- Use with one 3' boom for tighter spaces
- Use with 2"-5" slip-on adapters and 2"-4" threaded adapters

Easy to store and transport

- Can be folded up in less than 2 minutes and can be stored on the back of a pick-up truck
- Fully contained unit

SPECIFICATIONS

Weight	322 lbs. (146.06 kg)
Length	47" (1193.8mm)
Width	42" (1066.8 mm)
Height	48" (1219.19 mm)

CAT. NO.	UPC NO.	DESCRIPTION
MVB	00553	Mobile VersiBoom™ II
00560	00560	4' boom
00561	00561	3' Boom
00562	00562	Elbow/Nose Assembly
00564	00564	2-1/2" Adapter
00565	00565	3" Adapter
00567	00567	4" Adapter
00588	00588	Short Hanger
00589	00589	Long Hanger

Mobile VersiBoom™ II Components/Accessories



CAT. NO.	UPC NO.	DESCRIPTION	SHIPS WITH MVB II
A 00471	00471	Coupling Hanger Kit	
A 00563	00563	Adapter Weldment, 2" (UT8)	
R 00564	00564	Adapter Weldment, 2-1/2"	✓
R 00565	00565	Adapter Weldment, 3" (UT8)	✓
A 00566	00566	Adapter Weldment, 3-1/2"	
R 00567	00567	Adapter Weldment, 4" (UT8)	✓
A 00610	00610	Adapter Weldment, 5" (UT8)	
A 00583	00583	Adapter Assembly, 2" Screw-On	
A 00584	00584	Adapter Assembly, 2-1/2" Screw-On	
A 00585	00585	Adapter Assembly, 3" Screw-On	
A 00586	00586	Adapter Assembly, 3-1/2" Screw-On	
A 00587	00587	Adapter Assembly, 4" Screw-On	
R 00588	00588	Hanger Weldment, Short	✓
R 00589	00589	Hanger Weldment, Long	✓
A 00590	00590	Screw On Coupling Kit	
R 00561	00561	3' Boom	✓
R 00560	00560	4' Boom	✓

NOTE: Rope is a very critical link in the cable pulling system. See page 203 for proper pulling rope selection.

Super Tugger® Cable Puller: 6500 lb. (28.9 kN) rated



6001



6005











6004

- Pull up to 6,500 lbs. (28.9 kN) with less than 27 lbs. (120 N) of operator effort
- Unique floor mounting attachment for quick, reliable setup
- Leaf-type mounting chains won't twist when tightening
- Heat-treated steel serrated gripper feet for secure mounting to conduit
- Right-angle sheave allows the operator to stand out of the direct line of force
- Audio alarm high force warning and circuit breaker shut off at maximum force for added safety
- Tapered capstan and patented rope guidance system for better control of the rope when feeding onto the capstan
- Patented

SPECIFICATIONS

Pulling Force	Maximum: 6,500 lbs. (28.9 kN) Continuous: 4,500 lbs. (20 kN)
Dimensions	Length: 20-3/4" (527 mm) Width: 22-1/2" (572 mm) Height: 12" (305 mm)
Weight	6001, 6001-22: 108 lbs. (49 kg) 6003: 454 lbs. (206 kg) 6000, 6000-22: 550 lbs. (250 kg) 6006, 6006-22: 612 lbs. (278 kg)
Pulling Speed – Feet (Meters) Per Minute	No Load: 16.5 (5) At 2000 lbs.: (8.8 kN) – 11 (3.4) At 4000 lbs.: (17.9 kN) – 7.5 (2.3) At 6000 lbs.: (26.7 kN) – 6 (1.8)
Drive Motor	1-1/2 HP (1.1 kW)
Power Requirements	6001, 6004, 6005 – 120 VAC 16Hz 20A 6001-22 – 220 VAC 50Hz
Required Rope	3/4" (19.1 mm) Double-Braided Composite – Rated at 26,000 lbs. (115.6 kN)

CAT. NO.	UPC NO.	DESCRIPTION
 6001	29627	Super Tugger Cable Puller Power Unit, Includes force gauge and vise chains
6001-22	31466	Same as 6001 except 220 VAC 50 HZ
 6004	56358	Super Tugger Complete Puller Package, Includes 6001 Super Tugger, Floor Mount, Mobile Carriage, Boom Mount, 4' Boom Tube, Nose Unit, 2 1/2", 3", 3 1/2", 4" Slip-in and Screw-On Couplings & Storage Trays
 6005	56359	Super Tugger Complete Puller Package, Includes 6001 Super Tugger, Floor Mount, Mobile Carriage, Boom Mount, 4' Boom Tube, Nose Unit, 3' Boom Tube, Elbow Unit, 2 1/2", 3", 3 1/2", 4" Slip-in and Screw-On Couplings and Storage Trays
 35098	35098	Double-Braided Composite Rope 3/4" × 300' (19.1 mm × 91 m)
 35100	35100	Double-Braided Composite Rope 3/4" × 600' (19.1 mm × 182 m)
 35101	35101	Double-Braided Composite Rope 3/4" × 1,200' (19.1 mm × 365 m)
3048	23362	Storage Box (See page 410)
 11147	11147	Ultra Tugger® 640/6001 Adapter Package Includes wheeled carriage, 4 ft. (1.2 m) boom, boom adapter, nose unit, 2-1/2", 3" and 4" slip-in couplings and 2", 3" and 4" screw-on couplings
 3048	23362	Storage Box

11147 Ultra Tugger® 6001 Adapter Package



- Adapt 6001 Super Tugger to Ultra Tugger® Wheeled Carriage and Boom for faster and easier cable puller setups
- Wheeled carriage and boom provides fast setup with no anchors to set or chains to mount
- Boom uses 3" rigid steel conduit for easy length adjustment to pull 10 feet (3m) of cable out of the box fast and easy
- Optional Elbow Unit and Boom available to reach into manholes or pull up to 20 feet (6 m) of cable out of the box


SPECIFICATIONS

Weight	198 lbs. (90 kg)
Length	91-1/2" (232 cm)
Width	27" (69 cm)
Height	38-1/2" (98 cm)
Use With	Greenlee 6001 Cable Pullers
Load Rating	6500 lbs. (28.9 kN)

CAT. NO.	UPC NO.	DESCRIPTION
11147	11147	Ultra Tugger® 640/6001 Adapter Package Includes wheeled carriage, 4 ft. (1.2 m) boom, boom adapter, nose unit, 2-1/2", 3" and 4" slip-in couplings and 2", 3" and 4" screw-on couplings


Package Components

CAT. NO.	UPC NO.	DESCRIPTION	SUPER TUGGER - 6,500 LB				
			110 VAC			220 VAC	
			6001	6004	6005	6001-22	
6001	29627	Cable Puller w/Force Gauge 120 VAC, 60 Hz	✓	✓	✓		
6001-22	31466	Cable Puller w/Force Gauge 220 VAC, 50 Hz				✓	
6037	35605	Floor Mount		✓	✓		
29631	29631	Vise Chains	✓	✓	✓	✓	
11145	11145	Boom Mount		✓	✓		
00791	00791	4' (1.2 m) Boom Tube		✓	✓		
00864	00864	Nose Unit		✓	✓		
00863	00863	Elbow Unit			✓		
00835	00835	3' (.9 m) Boom Tube			✓		
03661	03661	2" Screw-On Coupling					
00781	00781	2-1/2" Screw-On Coupling		✓	✓		
00782	00782	3" Screw-On Coupling		✓	✓		
00783	00783	3-1/2" Screw-On Coupling		✓	✓		
00784	00784	4" Screw-On Coupling		✓	✓		
00799	00799	Adapter for Screw-On Coupling		✓	✓		
00804	00804	2-1/2" Slip-In Coupling		✓	✓		
00811	00811	3" Slip-In Coupling		✓	✓		
00815	00815	3-1/2" Slip-In Coupling		✓	✓		
00820	00820	4" Slip-In Coupling		✓	✓		
11152	11152	Storage Trays (2)		✓	✓		
8012	00872	12" Hook Sheave					



NOTE: Rope is a very critical link in the cable pulling system. See page 203 for proper pulling rope selection.

Ultra Tugger® 4 (UT4) Cable Puller: 4,000 lb. (22.2kN) Rated



Connect for an upward pull



Connect for an downward pull



Connect at floor height



Optional 12' boom extension for high pulls



Optional floor mount

Fast

- 2 speed gear-box can pull 20 fpm at 2000 lbs. and 10 fpm on low speed at 4000 lbs

Versatile

- Available with floor mount option for use in tight spaces
- Boom extends to 8'. A 12' boom extension accessory is available

Quick Set-up

- Quick latch system attaches to the outside of threaded and unthreaded conduit without need for adapters

SPECIFICATIONS

Maximum Pulling Force	High Speed 2,000 lbs. (909 kg) Low Speed 4,000 lbs. (1,818 kg)
Continuous Pulling Force:	Low Speed 3,000 lbs. (1,364 kg)
High Pulling Speeds:	No Load 26 fpm (8 mpm) 2,000 lbs. (909 kg) 20 fpm (6 mpm)
Low Pulling Speeds:	No Load 13 fpm (4 mpm) 2,000 lbs. (909 kg) 10 fpm (3 mpm)
*Pulling Rope:	9/16" diameter double braided composite (16,000 lbs. minimum breaking strength)
Conduit Size:	2" to 4"
Weight:	175 lbs. (80kg)
Drive Motor:	1-1/4 hp, 120 VAC, 60 Hz
Electrical Plug:	120 V, 15 Amp
Force Gauge:	Standard
Foot Switch:	Standard
Standard Boom Extension:	8' (2.4 m) maximum
Optional Long Boom Extension:	12' (3.6 m) maximum
Pulling Capability:	3 x 750 kmil cable 600' with 2 x 90° bends 4 x 350 kmil cable 400' with 4 x 90° bends 3 x 500 kmil cable 400' with 3 x 90° bends

* Greenlee recommends that only low stretch double braided composite rope be used with the UT4. High stretch ropes can release large amounts of energy should they break during use.

CAT. NO.	UPC NO.	DESCRIPTION
UT4	21552	4,000 lb. Cable Puller Package
UT4F	00154	UT4 Puller with Floor Mount
UT4-22	00644	4,000 lb. Cable Puller - 220 Volt
UT4F-22	00884	UT4 Puller Package with Floor Mount - 220 Volt
10014	10014	Floor Mount for UT4 Cable Puller
10015	10015	12' Long Extension Boom for UT4 Cable Puller
35283	35283	Double-Braided Composite Rope 9/16" x 300' (14.3 mm x 91 m)
35284	35284	Double-Braided Composite Rope 9/16" x 600' (14.3 x 182 m)
35285	35285	Double-Braided Composite Rope 9/16" x 1,200 (14.3 mm x 365 m)
3048	23362	Storage Box
2142	31651	Storage Box (requires boom to be removed from puller)
00149	00149	UT-4 Nose Retrofit Kit
00194	00194	UT-4 Control Box Retrofit Kit

NOTE: Rope is a very critical link in the cable pulling system. See page 203 for proper pulling rope selection.

G3 Tugger® Cable Puller

**NEW
PRODUCT**



G3

- 3X faster set-up than competition - no loose pieces
- 20% faster than competition †
- 25% stronger than competition †
- Clamp easily adjusts for different sizes of conduit
- Right angle sheave safely keeps operators out of direct line of pulls
- Portable handle and wheels for increased mobility around jobsites
- Change tail length, pull direction, and angle of pull with ease
- Can hook on the back of a truck hitch
- Customized motor with circuit breaker specifically designed for cable pulling

SPECIFICATIONS

Pulling Force	Continuous rating	1,200 lbs.
	Intermittent rating	2,000 lbs.
Drive Motor	120 VAC, 50/60 Hz, 12 Amps	
Weight	123 lbs.	
Pulling Speeds	High Speed capstan	
	No Load: 97 ft/min	
	500 lb. Load (227 kg) 59 ft/min	
	1,000 lb. Load (455 kg) 36 ft/min	
	Low Speed Capstan	
	No Load: 41 ft/min	
	1,000 lb. Load (455 kg) 21 ft/min	
	2,000 lb. Load (909 kg) 13 ft/min	
Pulling Rope	1/2" polyester (10,000 lb. minimum breaking strength)	
	*Greenlee recommends that only low stretch polyester rope be used with the G3 High stretch ropes can release large amounts of energy should they break during use.	
Conduit Size	1" or larger	
Pulling Capabilities	3 x 500 kcmil cable 500' with 2 x 90° bends	
	3 x 500 kcmil cable 250' with 4 x 90° bends	
	8 x 4/0 AWG cable 300' with 3 x 90° bends	




CAT. NO.	UPC NO.	DESCRIPTION
N G3	00905	G3 Tugger®

† When compared to competitive models

NOTE: Rope is a very critical link in the cable pulling system. See page 203 for proper pulling rope selection.

TUGGER ACCESSORIES

Deluxe Force Gauge



- Measures tension on the rope, to an accuracy of $\pm 5\%$
- Accuracy is not affected by initial rope size, or the change in rope size as it is loaded
- 0-10 VDC Analog output to optional strip chart recorder for permanent record of pulling force
- Switchable 120VAC receptacle for chart recorder
- Use with pulling rope up to 7/8" diameter (22.2 mm) maximum, and also use with Kevlar® tape

SPECIFICATIONS

Deluxe Force Gauge Accuracy $\pm 5\%$

- Use with any puller that uses Versi-Boom system.
Including : 6005, 6004, 645 and 643

CAT. NO.	UPC NO.	DESCRIPTION
00967	00967	Deluxe Force Gauge
A 33901	33901	Strip Chart Recorder
R 22410	22410	Fan Fold Chart Paper- 15 pack
R 22451	22451	Recorder Pens- 5 pack

Cable Pull Force Estimator



- Calculates estimated cable pulling force requirements based on user inputs
- Simple to follow instructions included on the calculator
- Consists of an Excel® based calculator that can be used either from the supplied CD or downloaded
- Works with Windows 7, Vista, XP and Mac OS

CAT. NO.	UPC NO.	DESCRIPTION
PF8	20956	Cable Pull Force Estimator* (CD-ROM)

*Microsoft® Excel® Required

Foot Switch for Cable Pullers



- Use with UT2™, 640, 6001, 6500 or 6800 cable pullers to add foot control
- Foot pressure required to operate


SPECIFICATIONS

Power Source 120 VAC
Weight 3.5 lbs. (1.6 kg)

CAT. NO.	UPC NO.	DESCRIPTION
444	01874	Foot Switch

PULLING ACCESSORIES

Hook Sheaves - 8,000lb Capacity



- For use with UT8, UT5, 6001, UT4 and UT2™ cable pullers
- Strong, welded steel frames
- Forged steel closure type hooks with 1" (25.4 mm) opening
- All three sheaves are aluminum alloy with self-lubricating bearings

SHEAVE	8012		8018		8024	
DIAMETER	12" (304.8 MM)		18" (457.2 MM)		24" (609.6 MM)	
DESCRIPTION	CAT. NO.	UPC NO.	CAT. NO.	UPC NO.	CAT. NO.	UPC NO.
Roll Pin	50700	50700	50700	50700	50700	50700
Sheave Pin	00838	00838	00838	00838	00838	00838
Sheave Unit	00843	00843	00844	00844	00845	00845
Yoke Frame	00854	00854	00855	00855	00856	00856

SPECIFICATIONS

CAT. NO.	UPC NO.	OUTSIDE DIAMETER	INSIDE RADIUS	WIDTH	WEIGHT	MAXIMUM RATED CAPACITY
8012	00872	12" (304.8 mm)	3-7/8" (98.4 mm)	5" (127 mm)	28 lbs (12.7 kg)	8,000 lbs. (35.8 kN)
8018	00873	18" (457.2 mm)	7" (177.8 mm)	6" (152.4 mm)	44 lbs (19.9 kg)	8,000 lbs. (35.8 kN)
8024	00874	24" (609.6 mm)	9-7/8" (250.8 mm)	6-1/2" (165.1 mm)	67 lbs (30.3 kg)	8,000 lbs. (35.8 kN)

Hook-Type Sheaves - 4,000lb Capacity



- Strong, welded steel frames
- Forged steel closure-type hooks with 1" (25.4 mm) opening
- 5" (127 mm) wide aluminum alloy sheaves with self-lubricating bearings
- Select a sheave with a maximum rated capacity that meets or exceeds the cable puller's maximum pulling force

CAT. NO.	UPC NO.	DESCRIPTION
650	15324	6" (152.4 mm) dia. Hook Sheave with 1-1/2" (38.1 mm) min. radius
651	15325	12" (304.8 mm) dia. Hook Sheave with 3-5/16" (84.1 mm) min. radius
652	15326	18" (457.2 mm) dia. Hook Sheave with 7" (177.8 mm) min. radius
653	15327	24" (609.6 mm) dia. Hook Sheave with 9-13/16" (249.2 mm) min. radius

SPECIFICATIONS

Maximum Rated Capacity	4,000 lbs. (17.8 kN)
Weight	650 - 8.8 lbs. (4 kg)
	651 - 15 lbs. (6.8 kg)
	652 - 25 lbs. (11.3 kg)
	653 - 35 lbs. (15.9 kg)

SHEAVE	650		651		652		653	
DIAMETER	6" (152.4 MM)		12" (304.8 MM)		18" (457.2 MM)		24" (609.6 MM)	
DESCRIPTION	CAT. NO.	UPC NO.	CAT. NO.	UPC NO.	CAT. NO.	UPC NO.	CAT. NO.	UPC NO.
Sheave Pin	16797	16797	16797	16797	16797	16797	16797	16797
Sheave	15362	15362	15358	15358	15363	15363	15364	15364
Sheave Bushing (2)	16798	16798	16798	16798	16798	16798	16798	16798
Yoke Frame	16799	16799	16800	16800	16801	16801	16802	16802

Right-Angle Twin Yoke Sheave - 4,000lb Capacity



- 9-13/16" (249 mm) minimum radius
- Strong welded steel yokes
- Forged steel closure type hook with 1" (25.4 mm) opening
- 5" (127 mm) wide aluminum alloy sheave with self-lubricating bearings
- Yokes rotate independently to fit various setups
- Use with any cable puller whose maximum pulling force is 4,000 lbs (17.8 kN) or less


CAT. NO.	UPC NO.	DESCRIPTION
639	17265	Right Angle Twin Yoke Sheave with 9-13/16" (249 mm) min. radius

SPECIFICATIONS

Maximum Rated Capacity	4,000 lbs. (17.8 kN)
Weight	45 lbs. (20.4 kg)

SHEAVE	6036		
DESCRIPTION	CAT. NO.	UPC NO.	QUANTITY
Sheave Pin	17266	17266	1
Sheave	15364	15364	1
Sheave Bushing	16798	16798	2
Yoke Frame	17299	17299	2

Conveyor Sheaves - 4,000lb Capacity



- Aluminum frame with a series of sheaves to form a large radius
- Yokes with cast steel closure-type hooks with a 1" (25.4 mm) opening
- 5" (127 mm) wide aluminum alloy sheaves
- Use with any cable puller whose maximum pulling force is 4,000 lbs (17.8 kN) or less

SPECIFICATIONS

Maximum Pulling Force	4,000 lbs. (17.8 kN)
Weight	4024 - 54 lbs. (24.5 kg)
	4036 - 60 lbs. (27 kg)
	4048 - 83 lbs. (38 kg)

CAT. NO.	UPC NO.	DESCRIPTION
4024	26368	24" (609.6 mm) Conveyor Sheave with 6 sheave wheels
4036	26369	36" (914.4 mm) Conveyor Sheave with 8 sheave wheels
4048	26370	48" (1219 mm) Conveyor Sheave with 10 sheave wheels
R 19185	19185	Yoke frame
R 15362	15362	Sheave w/bearings
R 19186	19186	Sheave Pin
R 31573	31573	Sheave Pin

Triple Sheave Cable Guide - 6,500lb Capacity



- Adjustable center sheave for 19-1/2" (495 mm) or 36" (914 mm) radius
- Forged steel closure type hook with 1-1/2" (38.1 mm) opening
- Aluminum frames for light weight
- Steel yoke is pinned for easy removal
- 21-7/8" (555 mm) high, 24" (610 mm) long, 7-3/8" (187 mm) wide with 5" (127 mm) wide sheaves
- Use with any cable puller whose maximum pulling force is 6,500 lbs (28.9 kN) or less

SHEAVE		6036	
DESCRIPTION	CAT. NO.	UPC NO.	QUANTITY
Sheave Axle	31573	31573	3
Sheave Bolt Washer	51434	51434	6
Sheave Pin	29600	29600	1
Sheave Bushing	16798	16798	6
Sheave	15362	15362	3

Sheave Bolt is a 3/8"-24 x 3/4" hex head socket head cap screw (grade 5) and is available at most hardware stores.

SPECIFICATIONS

Maximum Rated Capacity	6,500 lbs. (28.9 kN)
Weight	28 lbs. (12.7 kg)

CAT. NO.	UPC NO.	DESCRIPTION
6036	31569	Triple Sheave Cable Guide

Feeding Sheaves



441-4

- Yoke frame slides into the end of conduit and holds sheave, allowing the cable being fed into the conduit to smoothly roll over the sheave
- 5" (127 mm) wide aluminum alloy sheave with self-lubricating bearings
- Split tube for easy removal after cable is installed
- See the Capacity Table (below)

SPECIFICATIONS

Rated Capacity See Capacity Table Below for details.

Weight

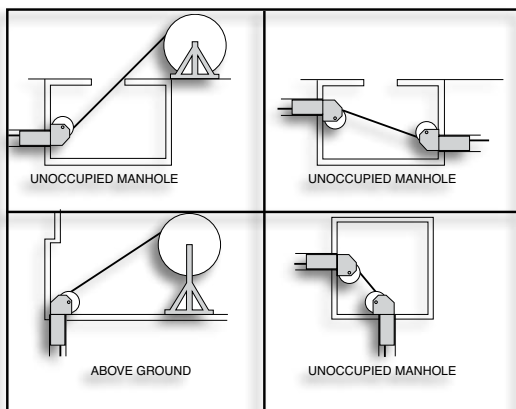
441-2 – 9 lbs. (4.5 kg)
441-2-1/2 – 11 lbs. (5 kg)
441-3 – 14 lbs. (6.4 kg)
441-3-1/2 – 17 lbs. (7.7 kg)
441-4 – 19 lbs. (8.6 kg)
441-5 – 26 lbs. (11.8 kg)
441-6 – 28 lbs. (12.7 kg)

Width of Shaft Opening

441-2 – 1.24"
441-2-1/2 – 1.37"
441-3 – 1.79"
441-3-1/2 – 1.75"
441-4 – 1.99"
441-5 – 2.23"
441-6 – 2.75"



SHEAVE DIAMETER DESCRIPTION	441-2		441-2-1/2		441-3		441-3-1/2		441-4		441-5	
	2" CONDUIT		2-1/2" CONDUIT		3" CONDUIT		3-1/2" CONDUIT		4" CONDUIT		5" CONDUIT	
	CAT. NO.	UPC NO.	CAT. NO.	UPC NO.	CAT. NO.	UPC NO.	CAT. NO.	UPC NO.	CAT. NO.	UPC NO.	CAT. NO.	UPC NO.
Sheave Pin	25160	25160	25160	25160	25160	25160	25160	25160	25160	25160	25160	25160
Sheave	15362	15362	15362	15362	15362	15362	15362	15362	15362	15362	15362	15362



CAPACITY TABLE

ANGLE						
OF PULL	441-2	441-2-1/2	441-3	441-3-1/2	441-4	441-5
15°	1750 lbs.	1900 lbs.	6050 lbs.	6500 lbs.	6500 lbs.	6500 lbs.
	7.7 kN	8.4 kN	26.9 kN	28.9 kN	28.9 kN	28.9 kN
30°	900 lbs.	1000 lbs.	3150 lbs.	5050 lbs.	6500 lbs.	6500 lbs.
	4.0 kN	4.4 kN	14.0 kN	22.4 kN	28.9 kN	28.9 kN
45°	650 lbs.	700 lbs.	2200 lbs.	3550 lbs.	5200 lbs.	6500 lbs.
	2.8 kN	3.1 kN	9.7 kN	15.7 kN	23.1 kN	28.9 kN
60°	500 lbs.	550 lbs.	1800 lbs.	2900 lbs.	4200 lbs.	6000 lbs.
	2.2 kN	2.4 kN	8.0 kN	12.8 kN	18.6 kN	26.6 kN
75°	450 lbs.	500 lbs.	1600 lbs.	2600 lbs.	3650 lbs.	5500 lbs.
	2.0 kN	2.2 kN	7.1 kN	11.5 kN	16.2 kN	24.4 kN
90°	450 lbs.	500 lbs.	1550 lbs.	2500 lbs.	3500 lbs.	5250 lbs.
	2.0 kN	2.2 kN	6.8 kN	11.1 kN	15.5 kN	23.3 kN

Manhole Sheaves for UT2™, Tugger® and Super Tugger®



6072

- High-strength aluminum alloy frame for easy setup
- Adjustable, a full range of sheave pin positions over the frame length to accommodate most manhole setups
- 18" (457 mm) diameter aluminum alloy sheaves with 7" (178 mm) minimum radius and 5" (127 mm) width
- Self-lubricating bearings for easier cable pulling

SPECIFICATIONS

Maximum Rated Capacity	6072 - 6,500 lbs. (28.9 kN)
Weight	6072 - 190 lbs. (86.2 kN)

CAT. NO.	UPC NO.	DESCRIPTION
6072	31395	12' (3.7 m) Manhole Sheave

Nylon Cable Protector



448-2

- Fits in the end of conduit to shield the cable from sharp edges as it is being fed through
- Rugged nylon resists abrasion

SPECIFICATIONS

Weight	488-2 - 0.08 lbs. (36 g)
	488-3 - 0.2 lbs. (90 g)

CAT. NO.	UPC NO.	DESCRIPTION
488-2	32928	Nylon Cable Protector for 2" and 2-1/2" conduit
488-3	32929	Nylon Cable Protector for 3" - 6" conduit

Cable Guide



489

- Position where cables are being pulled over sharp edges

SPECIFICATIONS

Weight	489 - .5 lbs. (227 g)
Size	13" L x 3-1/4" W x 12" radius

CAT. NO.	UPC NO.	DESCRIPTION
489	32930	Nylon Cable Guide

Light Base Sheave



459

- Mounts directly to existing square light pole bolt patterns
- Slotted mounting holes fit a wide range of bolt circle sizes
- Tall enough to position sheave above most conduits
- Rugged welded steel base structure
- Allows user to install wires into outdoor light bases by pulling horizontally
- Also can be used to feed wires into vertical light base conduit

SPECIFICATIONS

Overall Height	14-1/2" (368 mm)
Weight	18 lbs. (8.2 kg)
Bolt Circle Capability	7.8" (198 mm) to 14.8" (376 mm) diameter
Maximum Mounting Bolt Dia.	1" (25 mm) diameter at 7.8" (198 mm) bolt circle
	1-1/2" (38 mm) at 14.8" (376 mm) bolt circle
Pulling Capacity	500 lbs. (227 kg)

CAT. NO.	UPC NO.	DESCRIPTION
459	89800	Light Base Sheave

CABLE TRAY FEEDER AND ACCESSORIES

CTF-200

**NEW
PRODUCT**



CTF-200

- Quick clamping onto cable, can handle up to 2" (50.8 mm) in outer cable diameter
- 360° swivel pins to easily release cable from all sides with no loose pieces
- Designed specifically to handle electrical cable with 5 grooves to grab cable safely and evenly
- Pre set to aid up to 200 lbs (90.7 kg) of force to prevent damage to the insulation of the cable
- Quickly adjust legs and feeder into position utilizing no loose pieces
- Safely control feeder up to 8' (2.4 m) away with pendant
- Quick set up utilizing a ratchet strap to safely and securely mount to tray

CAT. NO.	UPC NO.	DESCRIPTION
CTF-200	03644	Cable Tray Feeder

CR25




- Six nylon rollers provide smooth movement of cable and prevent cable damage
- Pull pin makes opening and closing to insert and remove cables a simple one step operation
- Adjustment clamp allows the CR25 to be swiveled and/or rotated into any position
- Heavy duty 12 gauge cold rolled steel construction for durability and zinc dichromate finish prevents corrosion
- Up to 20 network cables can be pulled at one time
- Easily attaches to wooden framing members using a lag bolt and the hole in the mounting bracket of the CR25
- May also be used with coax, NM, small size THHN, and similar cables

SPECIFICATIONS

Roller Opening Size	3" (76 mm) square
Weight	2 lb. (1 kg)

CAT. NO.	UPC NO.	DESCRIPTION
CR25	12211	Cable Roller Guide

Tray-Type Sheaves



658

659

- Steel frame easily attaches to cable tray up to 2" (50.8 mm) thick
- Helps roll and guide tray pulls
- Make tray pulls easier
- 5" (127 mm) wide aluminum alloy sheaves with self lubricating bearings

SPECIFICATIONS

Size	658 – 12" (304.8 mm) long	659 – 22" (558.8 mm) long
Weight	658 – 11 lbs. (5 kg)	659 – 17 lbs. (7.7 kg)

CAT. NO.	UPC NO.	DESCRIPTION
658	15332	Tray-Type Sheave
659	19094	Tray-Type Sheave

660QA Quick Adjust Sheave Roller

NEW
 PRODUCT


660QA

- Quick and easy adjustment of slide leg
- 7X faster setup and disassembly than competition
- 11" to 20" adjustable sliding leg
- Self-lubricated bearings need no maintenance
- Wide edge hook fits on common ladder tray sizes
- One design quickly adjusts to fit common tray configurations
- No loose pieces

CAT. NO.	UPC NO.	DESCRIPTION
----------	---------	-------------

 660QA	02768	Sheave-Tray, Quick Adjust
  03471	03471	Sheave Hardware Kit








CTR100 Cable Tray Roller

NEW
 PRODUCT



CTR100

- 2X faster setup and disassembly than competition
- Rated for 100lbs
- Overlapping roller design prevents rope or cable from potential pinch points
- Compact design fits into tight spaces
- Easy cable release with no loose pieces
- Quick adjust push button for faster setup time and disassembly time

CAT. NO.	UPC NO.	DESCRIPTION
----------	---------	-------------

 CTR100	02810	Roller, Cable
  03472	03472	Roller Replacement Kit
  03473	03743	Frame and Pin Kit
  03746	03746	Handle Assembly Kit








CTR200 Cable Tray Roller

NEW
 PRODUCT


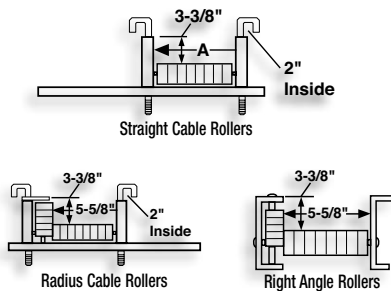
CTR200

- Rated for 200lbs (90kg)
- Adjustable leg to fit on tray widths of up to 36" (914.4mm)
- Securely fastens to various types of cable tray rails
- Easy cable release and positioning of roller guide with no loose pieces
- Quickly fastens mounting system to tray with auto retractable ratchet strap
- Roller guide opens from the left to right side allowing the cable release to be easily accessible
- Overlapping roller design prevents rope or cable from potential pinch points

CAT. NO.	UPC NO.	DESCRIPTION
----------	---------	-------------

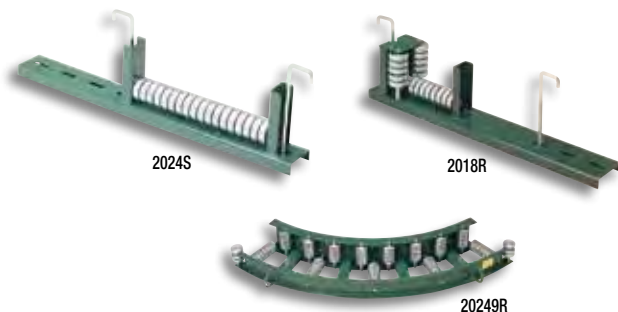
 CTR200	02797	Roller, Cable
  03472	03472	Roller Replacement Kit
  03473	03473	Frame and Pin Kit
  03474	03474	Ratchet Kit

Cable Tray Rollers



SPECIFICATIONS

Weight	2018S – 8 lbs. (3.6 kg)	2018R – 11 lbs. (5 kg)
	2024S – 10 lbs. (4.5 kg)	2024R – 12 lbs. (5.4 kg)
	2030S – 13 lbs. (5.9 kg)	2030R – 13 lbs. (5.9 kg)
	2036S – 15 lbs. (6.8 kg)	2036R – 14 lbs. (6.3 kg)
	20249R – 41 lbs. (18.6 kg)	20369R – 53 lbs. (24 kg)



- Installed up through the bottom of the tray for easy removal after the cable is installed
- Individual rollers keep rolling with each cable even after several cables have been installed in the tray
- Steel ball bearing rollers for long life and less friction
- Steel welded frame
- Adjustment slots and universal mounting brackets

CAT. NO.	UPC NO.	DESCRIPTION
28170	28170	J-Hook

CAT. NO.	UPC NO.	DIMENSION A
2018S	27383	6-5/16" (160.3 mm)
2024S	27384	12-1/2" (317.5 mm)
2030S	27386	18-11/16" (474.7 mm)
2036S	27387	24-7/8" (631.8 mm)

CAT. NO.	UPS NO.	DESCRIPTION
----------	---------	-------------

STRAIGHT CABLE ROLLERS

2018S	27383	Straight Cable Roller for 12" - 18" (304.8 - 457.2 mm) wide tray
2024S	27384	Straight Cable Roller for 20" - 24" (508 - 609.6 mm) wide tray
2030S	27386	Straight Cable Roller for 24" - 30" (609.6 - 762 mm) wide tray
2036S	27387	Straight Cable Roller for 30" - 36" (762 - 914.4 mm) wide tray

RADIUS CABLE ROLLERS

2018R	27388	Radius Cable Roller for 12" - 18" (304.8 - 457.2 mm) wide tray
2024R	27389	Radius Cable Roller for 20" - 24" (508 - 609.6 mm) wide tray
2030R	27390	Radius Cable Roller for 24" - 30" (609.6 - 762 mm) wide tray
2036R	27391	Radius Cable Roller for 30" - 36" (762 - 914.4 mm) wide tray

RIGHT ANGLE CABLE ROLLERS

20249R	27392	Right Angle Rollers 24" (609.6 mm) radius 90°
20369R	27393	Right Angle Rollers 36" (914.4 mm) radius 90°

Haines Cable Tray Rollers



- Highly economical system of 1-1/2" steel conduit spindles, high-impact ABS plastic rollers and simple clips
- Rollers snap in and out of clips fast and easy
- Mounting clips fit onto the top of most I-Beam and C-Channel trays, so existing wire is not disturbed
- 8" (203.2 mm) to 48" (1219.2 mm) wide rollers are available, using expandable roller halves and 3" (76.2 mm) PVC conduit
- Use Greenlee Cable-Cream™ (see p. 213) to lube spindle and roller, this lubricant is compatible with all cable insulation types

CAT. NO.	UPC NO.	DESCRIPTION	SIZE
31931	31931	Haines Roller 6" (152.4 mm) dia.	7" (177.8 mm) wide
31925	31925	Expandable Roller Half	Used to make 8" (203.2 mm) to 48" (1219.2 mm) wide roller
31926	31926	Coupling 3" (76.2 mm) long	3-1/2" (88.9 mm) dia.
31927	31927	Mounting Clip	Use with 1-1/2" Rigid Steel Conduit
31930	31930	Spindle (includes End Caps)	1-1/2" Rigid Conduit x 40" (1016 mm) long
31929	31929	End Cap	Fits 1-1/2" Rigid Conduit

ROPE

Double-Braided Composite Rope for Cable Pullers



35283

- Double-braided inner core with an extra double-braided outer jacket for added strength and less stretch; white with green tracer
- Rot and mildew resistant
- Factory spliced eyes at both ends
- Lowest stretch
- Select a rope with a maximum rated capacity that meets or exceeds the cable puller's maximum pulling force



ROPE DIAMETER	ROPE LENGTH		CAT. NO.	UPC NO.	MAXIMUM RATED CAPACITY		AVERAGE BREAKING STRENGTH		WEIGHT LBS. KG		ROPE STAND
FOR THE 805 PULLER 3/8" (9.5 mm)	300'	91m	450	23773	1200 lbs.	3.6 kN	3700 lbs.	16.4 kN	14.3	6.5	406
	600'	182m	451	23775	1200 lbs.	3.6 kN	3700 lbs.	16.4 kN	31.0	14.3	644
	1,200'	365m	452	23776	1200 lbs.	3.6 kN	3700 lbs.	16.4 kN	60.0	27.2	644
FOR THE G3 & UT2™ PULLER 1/2" (12.7 mm)	300'	91m	455	23774	2,200 lbs.	8.9 kN	10,000 lbs.	44.4 kN	34	15.4	644
	600'	182m	456	23777	2,200 lbs.	8.9 kN	10,000 lbs.	44.4 kN	75	34	644
FOR THE UT4 & 640 PULLER 9/16" (14.3 mm)	300'	91m	35283	35283	4,000 lbs.	17.8 kN	16,000 lbs.	71.1 kN	28	12.7	644
	600'	182m	35284	35284	4,000 lbs.	17.8 kN	16,000 lbs.	71.1 kN	63	28.6	644
	1,200'	365m	35285	35285	4,000 lbs.	17.8 kN	16,000 lbs.	71.1 kN	130	59	†
FOR THE 6001 & 6501 PULLER 3/4" (19.1 mm)	300'	91m	35098	35098	6,500 lbs.	28.9 kN	26,000 lbs.	115.6 kN	58	26.3	644
	600'	182m	35100	35100	6,500 lbs.	28.9 kN	26,000 lbs.	115.6 kN	113	51.3	654
	1,200"	365m	35101	35101	6,500 lbs.	28.9 kN	26,000 lbs.	115.6 kN	230	104.3	†
FOR THE 6800 (UT8) PULLER & UT10-2S 7/8" (22.2 mm)	300'	91m	34136	34136	8,000 lbs.	35.6 kN	32,000 lbs.	142.3 kN	90	40.8	654
	600'	182m	34137	34137	8,000 lbs.	35.6 kN	32,000 lbs.	142.3 kN	178	80.7	654
	1,200"	365m	34138	34138	8,000 lbs.	35.6 kN	32,000 lbs.	142.3 kN	359	163.3	†

Polypro General Purpose Rope



405 Rope Stand
sold separately.
See page 444.

- **Not for cable pulling.** See the ropes listed with cable pullers for recommended cable pulling ropes
- Highly-visible, bright yellow with green tracer, excellent for roping off areas on construction sites
- Rot and mildew resistant
- Weather resistant
- Economical general purpose rope



	ROPE LENGTH		CAT. NO.	UPC NO.	BREAKING STRENGTH		AVERAGE WEIGHT	
							LBS.	KG
3/16" (4.8 mm)	250'	76 m	408	21467	720 lbs.	3.2 kN	3	1.4
	600'	182 m	409	21468	720 lbs.	3.2 kN	6	2.7
1/4" (6.4 mm)	250'	76 m	412	21471	1130 lbs.	5.0 kN	4	1.8
	600'	182 m	413	21472	1130 lbs.	5.0 kN	9	4.1
	1,000'	304 m	414	21474	1130 lbs.	5.0 kN	13	5.9
3/8" (9.5 mm)	250'	76 m	417	21477	2430 lbs.	10.8 kN	9	4.1
	600'	182 m	418	21520	2430 lbs.	10.8 kN	19	8.6
1/2" (12.7 mm)	250'	76 m	421	21480	3780 lbs.	16.8 kN	15	6.8
	600'	182 m	422	21521	3780 lbs.	16.8 kN	35	15.9

SWIVELS & ROPE CONNECTORS

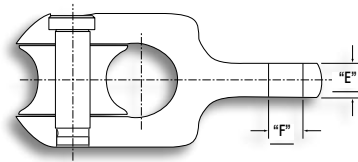
Rope-to-Swivel Connectors



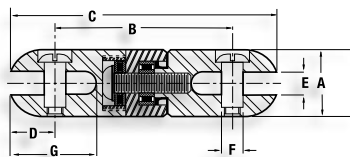
- Rope-to-swivel connectors connect the cable pulling rope, up to 1" (254 mm) in diameter, to the pulling swivel
- Makes connecting the pulling rope and the pulling swivel easier
- Connectors feature a removable sheave for rope eye
- Select the connector with a maximum rated capacity that meets or exceeds the cable puller's maximum pulling force

CAT. NO.	UPC NO.	MAX. RATED CAPACITY IN CONDUIT		MAX. RATED CAPACITY OVERHEAD		DIAMETER		LENGTH		"E"		"F"		USE ON SWIVEL
		LBS.	KN	LBS.	KN	IN.	MM	IN.	MM	IN.	MM	IN.	MM	
39905	39905	5,000	22.2	3,000	13.3	2	50.8	4-11/16	119	7/16	11.12	13/32	10.32	39107
39904	39904	7,000	31.1	4,200	18.6	2	50.8	4-11/16	119	1/2	12.7	1/2	12.7	39108
39903	39903	10,000	44.4	6,000	26.6	2	50.8	4-11/16	119	9/16	14.3	5/8	15.9	39109
39902	39902	10,000	44.4	6,000	26.6	2	50.8	4-11/16	119	11/16	17.5	11/16	17.5	39110

CAT. NO.	UPC NO.	DESCRIPTION
39849	39849	Sheave
39850	39850	Sheave Pin



Swivels

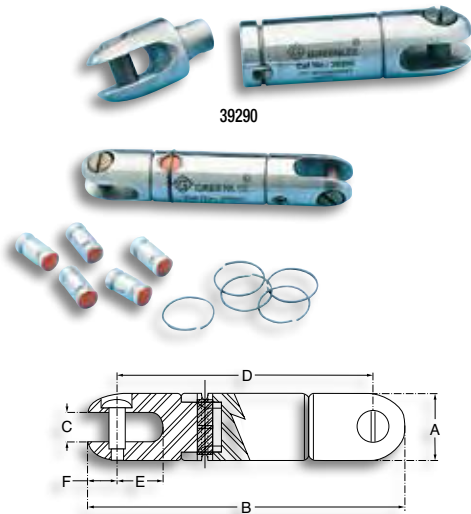


- Helps eliminate winding and tangling of rope and cable during pull
- Connects grip and pulling rope
- All stainless steel body construction
- Efficient thrust and roller bearing construction allows smooth rotation, even under full load
- Clevis pins are "shoulder bolt" style, so load on both sides of clevis is taken on the shoulder, not on the thread
- Select the swivel with a maximum rated capacity that meets or exceeds the cable puller's maximum pulling force

CAT. NO.	UPC NO.	MAXIMUM RATED CAPACITY		A DIAMETER		B		C		D		E		F DIAMETER		G		WEIGHT		REPLACEMENT* PIN KIT UPC NO.
		LBS.	KN	IN.	MM	IN.	MM	IN.	MM	IN.	MM	IN.	MM	IN.	MM	IN.	MM	LBS.	KG	
39106	39106	2,250	11.1	7/8	22.2	2-5/8	66.7	3-1/2	88.9	7/16	11.1	3/8	9.5	5/16	7.9	31/32	24.6	.4	.16	39112
39107	39107	5,000	22.2	1-1/4	31.8	3-1/16	77.8	4-1/8	104.5	17/32	13.5	1/2	12.7	13/32	10.3	1-9/32	32.5	1.0	.45	39112
39108	39108	7,000	31.1	1-3/8	34.9	3-9/32	83.3	4-17/32	115.1	5/8	15.9	9/16	14.3	1/2	12.7	1-3/8	34.9	1.0	.45	39114
39109	39109	10,000	44.4	1-5/8	41.3	3-15/16	100	5-7/16	138.1	3/4	19.1	5/8	15.9	5/8	15.9	1-23/32	43.7	2.0	.91	39115
39110	39110	15,000	66.7	2	50.8	4-11/16	119.1	6-9/16	166.7	15/16	23.8	3/4	19.1	11/16	17.5	2	50.8	4.0	1.81	39116
39111	39111	25,000	111.2	2-3/8	60.3	5-11/16	144.5	8-7/16	214.3	1-3/16	30.2	1	25.4	7/8	22.2	2-25/32	70.6	7.0	3.18	39117

* Replacement Pin Kits contain two (2) Replacement Pins

Breakaway Swivels



- Acts as a mechanical fuse, breaking away at a preset load to prevent damage to expensive cable
- Breakaway pins can be replaced to change breakaway values

BREAKAWAY PIN KITS

CAT. NO.	UPC NO.	BREAKING POINT LBS.	BREAKING POINT KN	COLOR CODE	USE WITH
39294	39294	200 lbs.	0.9 kN	WHITE	39290
39295	39295	400 lbs.	1.8 kN	YELLOW	
39296	39296	600 lbs.	2.7 kN	ORANGE	
39297	39297	675 lbs.	3.0 kN	BLACK	
39302	39302	200 lbs.	0.9 kN	WHITE	39298
39303	39303	400 lbs.	1.8 kN	YELLOW	
39304	39304	600 lbs.	2.7 kN	ORANGE	
39306	39306	800 lbs.	3.6 kN	GREY	
39308	39308	1000 lbs.	4.4 kN	RED	7/8" Swivel


BREAKAWAY SWIVEL BODY ONLY

CAT. NO.	UPC NO.	A		B		C		D		E		F	
		INCH	MM	INCH	MM	INCH	MM	INCH	MM	INCH	MM	INCH	MM
39290	39290	5/8	15.9	3-7/32	81.8	9/32	7.1	2-23/32	69.1	7/16	11.1	1/4	6.4
39298	39298	7/8	22.2	4-7/32	107.2	3/8	9.5	3-11/32	84.9	17/32	13.5	5/16	7.9

Rope Clevis

For forged eye grips

For forged eye grips



- Removable bolt and rope sheave
- Removable grip eye bolt
- Select the clevis with a rating that meets or exceeds the cable puller's maximum pulling force
- Removable sheave for rope eye

CAT. NO.	UPC NO.	DESCRIPTION
578	31910	Rope Clevis
579	31905	Rope Clevis
678	19524	Rope Clevis

SPECIFICATIONS

Maximum Rated Capacity	Weight	Length	Width	Inside Diameter
578 – 6,500 lbs. (28.9 kN)	0.9 lbs. (408 g)	3.0" (76 mm)	1.406" (36 mm)	1.25" (32 mm)
579 – 10,000 lbs. (44.4 kN)	1.3 lbs. (589 g)	3.5" (89 mm)	1.84" (47 mm)	1.5" (38 mm)
678 – 6,500 lbs. (28.9 kN)	1.3 lbs. (589 g)	3.5" (89 mm)	1.75" (44 mm)	0.94" (24 mm)

GRIPS

Gator Grips™



- 2 minute set-up
- 6 Grips cover the cable size from 1AWG through 1000 MCM
- 5 different harness lengths to prevent overlap during cable pull
- Use Greenlee EK12IDL or HK12ID to crimp any size without changing dies

CAT. NO.	UPC NO.	DESCRIPTION
GG1-1/0XS	05469	Grip Assy, 1-1/0 Extra Short
GG1-1/0S	05470	Grip Assy, 1-1/0 Short
GG1-1/0M	05471	Grip Assy, 1- 1/0 Medium
GG1-1/0L	05472	Grip Assy, 1- 1/0 Long
GG1-1/0XL	05473	Grip Assy, 1-1/0 Extra Long
GG2/0-4/0XS	05474	Grip Assy, 2/0-4/0 Extra Short
GG2/0-4/0S	05477	Grip Assy, 2/0-4/0 Short
GG2/0-4/0M	05478	Grip Assy, 2/0-4/0 Medium
GG2/0-4/0L	05479	Grip Assy, 2/0-4/0 Long
GG2/0-4/0XL	05480	Grip Assy, 2/0-4/0 Extra Long
GG250-350XS	05502	Grip Assy, 250-350 Extra Short
GG250-350S	05503	Grip Assy, 250-350 Short
GG250-350M	05504	Grip Assy, 250-350 Medium
GG250-350L	05505	Grip Assy, 250-350 Long
GG250-350XL	05506	Grip Assy, 250-350 Extra Long
GG400-500XS	05507	Grip Assy, 400-500 Extra Short
GG400-500S	05508	Grip Assy, 400-500 Short
GG400-500M	05509	Grip Assy, 400-500 Medium
GG400-500L	05510	Grip Assy, 400-500 Long
GG400-500XL	05511	Grip Assy, 400-500 Extra Long
GG600-750XS	05512	Grip Assy, 600-750 Extra Short
GG600-750S	05513	Grip Assy, 600-750 Short
GG600-750M	05514	Grip Assy, 600-750 Medium
GG600-750L	05515	Grip Assy, 600-750 Long
GG600-750XL	05516	Grip Assy, 600-750 Extra Long
GG1000XS	05517	Grip Assy, 1000 Extra Short
GG1000S	05518	Grip Assy, 1000 Short
GG1000M	05521	Grip Assy, 1000 Medium
GG1000L	05522	Grip Assy, 1000 Long
GG1000XL	05523	Grip Assy, 1000 Extra Long

SPECIFICATIONS


Wire Type	1 AWG – 1000 MCM Copper, Aluminum, Compressed and Compact (CU and AL)
-----------	---

RATED PULLING LOAD FOR REGULAR AND COMPACT STRANDED COPPER CABLE

RATED PULLING LOAD FOR REGULAR AND COMPACT STRANDED ALUMINUM CABLE

GRIP WIRE RANGE	WIRE SIZE	LOAD PER CABLE (LB)	LOAD FOR 3 CABLES (LB)	LOAD FOR 4 CABLES (LB)	LOAD FOR 5 CABLES (LB)	LOAD PER CABLE (LB)	LOAD FOR 3 CABLES (LB)	LOAD FOR 4 CABLES (LB)	LOAD FOR 5 CABLES (LB)	MINIMUM CONDUIT SIZE (IN)
1 TO 1/0	1	1,200	3,600	4,800	6000	500	1500	2000	2500	1-1/4
	1/0	2,000	6,000	8,000	10000	650	1950	2600	3250	1-1/4
	2/0	2,000	6,000	8,000	10000	800	2400	3200	4000	1-1/2
2/0 TO 4/0	3/0	2,000	6,000	8,000	10000	900	2700	3600	4500	2
	4/0	2,000	6,000	8,000	10000	1000	3000	4000	5000	2
	250	2,000	6,000	8,000	8000	1600	4800	6400	8000	2
250-350	300	2,000	6,000	8,000	10000	1700	5100	6800	8500	2-1/2
	350	2,500	7,500	10,000	12500	2200	6600	8800	11000	2-1/2
400-500	400	2,500	7,500	10,000	12500	1900	5700	7600	9500	2-1/2
	500	2,500	7,500	10,000	12500	2500	7500	10000	12500	3
600-750	600	2,500	7,500	10,000	9000	1500	4500	6000	7500	3
	750	3,000	9,000	12,000	15000	2300	6900	9200	11500	3-1/2
1000	1,000	3,000	9,000	12,000	15000	3500	10500	14000	17500	3-1/2

Set Screw Clamp Pulling Grips



Each grip has two opposed set screws that provide positive locking. Openings in wire grip should be 50% filled with wire to assure slip-proof grip.

- Use to pull in 2" (50.8 mm) or larger conduit
- Type of pulls: heavy, long runs (629)
- Type of pull: light and medium (504)
- Type of grip: Flexible eye 1/4" (6.4 mm-629) (6.3 mm-504) diameter galvanized steel aircraft cable connected to 2 cable receptacles with 5/8" (15.9 mm) diameter opening and 2 clamping set screws
- Select pulling grips with a maximum-rated capacity that meets or exceeds the cable puller's maximum pulling force
- Minimum cable diameter is 3/8"

SPECIFICATIONS


Maximum Rated Capacity	Weight
504 – 1750 lbs. (28.9 kN)	504 – 5 lbs. (2.3 kg)
629 – 6,500 lbs. (28.9 kN)	629 – 5 lbs. (2.3 kg)
624 – 6,500 lbs. (28.9 kN)	624 – 3.5 lbs. (1.5 kg)
624S – 3,250 lbs. (14.5 kN)	624S – 2 lbs. (.9 kg)
624L – 3,250 lbs. (14.5 kN)	624L – 2.1 lbs. (1 kg)

SPECIFICATIONS

Capacity	1,750 lbs. (7.7 kN)
Weight	1.2 lbs. (.5 kg)
Size	Receptacle - 5/8" (15.9 mm)

CAT. NO.	UPC NO.	DESCRIPTION
504	23665	Set Screw Clamp-Type Pulling Grip
629	31855	Pulling Grip with Clevis includes 624S, 624L and 678 clevis - 4 clamp
624	31908	Pulling Grip includes 624S and 624L - 2 clamp each
624S	31866	Short Pulling Grip - 2 Clamp
624L	31867	Long Pulling Grip - 2 Clamp
R 51208	51208	Grip Allen Wrench
R 52352	52352	Grip Set Screw (2 per clamp), 629 and 624 - 8 for each grip 624L and 624S - 4 for each grip.

Cable Preparation Instructions for Set Screw Clamp-Type Pulling Grips



Strip cable approximately 3" (76 mm) of insulation off the end of the cable to be pulled. **NOTE:** The grip head should not be more than 60% filled nor less than 40% filled to assure that the set screw does not project above the surface of the grip body when the set screws are tightened down

The central core should be clipped away and the outer strands used in the grip head

Using the Allen Wrench provided, back out the set screws far enough to accommodate the stripped cables

Insert the bare wire strands into the grip head as far as they will go

Tighten both set screws in each grip securely against the conductors

CAUTION: If the set screws extend above the surface of the gripping head, damage to the conduit could result. To prevent this, wrap the head with electrical tape.

Pulling Grip Selection Guide

How to select correct pulling grip:

1. Select the type of grip needed.
2. Select the size of grip needed (see below).
3. Select a grip with maximum rated capacity that meets or exceeds the cable puller's maximum pulling force.

1. SELECT THE TYPE OF GRIP NEEDED.

GRIP TYPE	DESCRIPTION	TYPE OF EYE	SIZE RANGE DIA. INCHES (MM)	MAX. RATED CAPACITY – lbs. (KN)	USE TO PULL
Junior Grips	Single weave galvanized steel mesh	Flexible	.19-1.24 (4.8-31.5)	708 (3.5)	In conduit or tray – Building wire by hand.
Light Duty Grips	Single weave galvanized steel mesh	Flexible	.50-3.99 (12.7-101.3)	2940 (13.1)	In conduit or tray – Light-duty applications, short easy runs.
T-Type Grips	Double weave galvanized steel mesh	Flexible	.50-3.99 (12.7-101.3)	6200 (27.6)	In conduit or tray – Medium-duty applications
K-Type Grips	Double weave galvanized steel mesh	Rotating forged	.50-6.99 (12.7-177.5)	9600 (42.7)	In conduit or tray – Heavy-duty applications, long hard runs.
Multiple Strength Grips	Triple to double to single weave galvanized steel mesh	Rotating forged	.25-3.99 (6.4-101.3)	9600 (42.7)	Overhead transmission lines – Bare or insulated conductors, wire rope.
Slack Grips Rod Closing	Double weave galvanized steel mesh–rod closing – offset eye	Flexible	.50-3.99 (12.7-101.3)	2400 (12.7-101.3)	Where end of conductor is not available. Can be pulled straight only, rod will not flex.

2. SELECT THE SIZE OF GRIP NEEDED.

After determining the type of grip needed, measure the diameter of the cable being pulled. If pulling more than one cable “of the same diameter,” refer to chart below for required grip diameter range. If pulling more than one cable “of different diameters,” bundle cables together, measure the circumference

and refer to the chart on bottom of this page for required grip diameter range. Once the cable diameter or required grip diameter is determined, refer to individual chart for type of grip chosen to locate Catalog/UPC number.

2 CABLES DIA. EACH IN./(MM)	3 CABLES DIA. EACH IN./(MM)	4 CABLES DIA. EACH IN./(MM)	5 CABLES DIA. EACH IN./(MM)	6 & 7 CABLES DIA. EACH IN./(MM)	8 CABLES DIA. EACH IN./(MM)	9 CABLES DIA. EACH IN./(MM)	REQUIRED GRIP DIAMETER IN./(MM)
.30-.38/(7.6-9.7)	.25-.31/(6.4-7.9)	.22-.27/(5.6-6.9)	.19-.24/(4.8-6.1)	.17-.22/(4.3-5.6)	.15-.19/(3.8-6.1)	.14-.18/(3.6-4.6)	.50-.61/(12.7-15.5)
.38-.44/(9.7-11.2)	.31-.36/(7.9-9.1)	.27-.31/(6.9-7.9)	.24-.29/(6.1-7.4)	.22-.26/(5.6-6.6)	.19-.23/(6.1-5.8)	.18-.21/(4.6-5.3)	.62-.74/(15.7-18.8)
.44-.59/(11.2-15.0)	.36-.49/(9.1-12.4)	.31-.42/(7.9-10.7)	.29-.38/(7.4-9.7)	.26-.34/(6.6-8.6)	.23-.31/(5.8-7.9)	.21-.28/(5.3-7.1)	.75-.99/(19.1-25.1)
.59-.75/(15.0-19.1)	.49-.63/(12.4-16.0)	.42-.54/(10.7-13.7)	.38-.48/(9.7-12.2)	.34-.43/(8.6-10.9)	.31-.39/(7.9-9.9)	.28-.35/(7.1-8.9)	1.00-1.24/(25.4-31.5)
.75-.90/(19.1-22.9)	.63-.76/(16.0-19.3)	.54-.65/(13.7-16.5)	.48-.58/(12.2-14.7)	.43-.52/(10.9-13.2)	.39-.46/(9.9-11.7)	.35-.42/(8.9-10.7)	1.25-1.49/(31.8-37.8)
.90-1.07/(22.9-27.2)	.76-.89/(19.3-22.6)	.65-.77/(16.5-19.6)	.58-.67/(14.7-17.0)	.52-.60/(13.2-15.2)	.46-.54/(11.7-13.7)	.42-.49/(10.7-12.4)	1.50-1.74/(38.1-44.2)
1.07-1.22/(27.2-31.0)	.89-1.02/(22.6-25.9)	.77-.88/(19.6-22.4)	.67-.77/(17.0-19.6)	.60-.69/(15.2-17.5)	.54-.62/(13.7-15.7)	.49-.56/(12.4-14.2)	1.75-1.99/(44.5-50.5)
1.22-1.53/(31.0-39.9)	1.02-1.28/(25.9-32.5)	.88-1.10/(22.4-27.9)	.77-.96/(19.6-24.2)	.69-.86/(17.5-21.8)	.62-.77/(15.7-19.6)	.56-.71/(14.2-18.0)	2.00-2.49/(50.8-63.2)
1.53-1.83/(38.9-46.5)	1.28-1.53/(32.5-38.9)	1.10-1.32/(27.9-33.5)	.96-1.16/(24.2-29.5)	.86-1.03/(21.8-26.2)	.77-.93/(19.6-23.6)	.71-.85/(18.0-21.6)	2.50-2.99/(63.5-75.9)
1.83-2.14/(46.5-54.4)	1.53-1.79/(38.9-45.5)	1.32-1.54/(33.5-39.1)	1.16-1.35/(29.5-34.3)	1.03-1.20/(26.2-30.5)	.93-1.08/(23.6-27.4)	.85-.99/(21.6-25.1)	3.00-3.49/(76.2-88.6)
2.14-2.44/(54.4-62.0)	1.79-2.05/(45.5-52.0)	1.54-1.76/(39.1-44.7)	1.35-1.54/(34.3-39.1)	1.20-1.37/(30.5-34.8)	1.08-1.24/(27.4-31.5)	.99-1.13/(25.1-28.7)	3.50-3.99/(88.9-101.3)
2.44-2.75/(62.0-69.9)	2.05-2.30/(52.0-58.4)	1.76-1.98/(44.7-50.3)	1.54-1.74/(39.1-44.2)	1.37-1.55/(34.8-39.4)	1.24-1.39/(31.5-35.3)	1.13-1.27/(28.7-32.3)	4.00-4.49/(101.6-114.0)
2.75-3.06/(69.9-77.7)	2.30-2.56/(58.4-65.0)	1.98-2.20/(50.3-55.9)	1.74-1.93/(44.2-49.0)	1.55-1.72/(39.4-43.7)	1.39-1.55/(35.3-39.4)	1.27-1.41/(32.3-35.8)	4.50-4.99/(114.3-126.7)

MEASURE THE CIRCUMFERENCE OF THE WIRE BUNDLE

* Split grips require the next larger size.

CIRCUMFERENCE RANGE INCH	MM	REQUIRED GRIP DIAMETER INCH	MM
1.57- 1.95	39.9- 49.5	.50- .61	12.7 - 15.5
1.95- 2.36	49.5- 59.9	.62- .74	15.8 - 18.8
2.36- 3.14	59.9- 79.8	.75- .99	19.1 - 25.1
3.14- 3.93	79.8- 99.8	1.00- 1.24	25.4 - 31.5
3.93- 4.71	99.8- 119.6	1.25- 1.49	31.8 - 37.8
4.71- 5.50	119.6- 139.7	1.50- 1.74	38.1 - 44.2
5.50- 6.28	139.7- 159.5	1.75- 1.99	44.5 - 50.5
6.28- 7.85	159.5- 199.4	2.00- 2.49	50.8 - 63.2
7.85- 9.42	199.4- 239.3	2.50- 2.99	63.5 - 75.9
9.42- 11.00	239.3- 279.4	3.00- 3.49	76.2 - 88.6
11.00- 12.57	279.4- 319.3	3.50- 3.99	88.9 - 101.3
12.57- 14.14	319.3- 359.2	4.00- 4.49	101.6 - 114.0
14.14- 15.71	359.2- 399.0	4.50- 4.99	114.3 - 126.7

NOTE: Rope is a very critical link in the cable pulling system. See page 203 for proper pulling rope selection.

Basket-Type Pulling Grip Sets




SPECIFICATIONS

Capacity	30758 - (2) #14 to 4-1/0, .25" - 1.24" (6.4 - 31.5 mm) diameter	
	597 - 3-1/0 to 250 MCM, .75" - 1.99" (1.9 - 50.5 mm) diameter	
	598 - 3-350 MCM to 3-750 MCM, 1.50" - 2.99" (38.1 - 75.9 mm) diameter	
	599 - 3-1/0 to 3-750 MCM, .75" - 2.99" (1.9 - 75.9 mm) diameter	
Weight	30758 - 1.2 lbs. (.5 kg)	597 - 6 lbs. (2.7 kg)
	598 - 9.9 lbs. (4.5 kg)	599 - 13 lbs. (5.9 kg)

- Handy set gives you the size range you need
- Have the correct grip on the job and save time

CAT. NO.	UPC NO.	DESCRIPTION
30758	30758	Building Wire Junior Grip Set - diameter range .25" - 1.24" (6.4 - 31.5 mm). Consists of 30588, 30590, 30592, and 30594, 30584, 30586.
597	31482	T-Type Grip Set - diameter range .75" - 1.99" (19 - 50.5 mm). Consists of 30576, 30578, and 31010.
598	31483	T-Type Grip Set - diameter range 1.50" - 2.99" (38.1 - 75.9 mm). Consists of 31010, 30580 and 31012.
599	31484	T-Type Grip Set - diameter range .75" - 2.99" (19 - 75.9 mm). Consists of 30576, 30578, 31010, 30580 and 31012.

Junior Basket-Type Pulling Grips



- Use to pull in: conduit or tray
- Type of pulls: building wire manually
- Type of grip: single weave galvanized steel mesh with flexible pulling eye
- Select the grip with a maximum rated capacity that meets or exceeds the cable puller's maximum pulling force

CAT. NO.	UPC NO.	CABLE DIAMETER RANGE		MAXIMUM RATED CAPACITY		EYE LENGTH		MESH LENGTH	
		INCH	MM	LBS.	KN	INCH	MM	INCH	MM
30596	30596	.19 - .24	4.8 - 6.1	80	.3	3-1/4	82.6	4-1/4	108
30584	30584	.25 - .36	6.2 - 9.1	90	.4	3-1/4	82.6	4-1/4	108
30586	30586	.37 - .49	9.2 - 12.6	180	.8	3-3/4	95.3	7	177.8
30588	30588	.50 - .61	12.7 - 15.5	260	1.1	4-1/4	108	8-1/2	215.9
30590	30590	.62 - .74	15.6 - 18.9	390	1.7	5	127	10	254
30592	30592	.75 - .99	19 - 25.3	560	2.4	5-3/4	146	10	254
30594	30594	1.00 - 1.24	25.4 - 31.5	780	3.4	6-1/2	165.1	11-1/2	292.1

Light-Duty Basket-Type Pulling Grips



- Use to pull in: conduit or tray
- Type of pulls: light-duty, short, easy runs
- Type of grip: single weave galvanized steel mesh with flexible pulling eye
- Select the grip with a maximum rated capacity that meets or exceeds the cable puller's maximum pulling force

CAT. NO.	UPC NO.	CABLE DIAMETER RANGE		MAXIMUM RATED CAPACITY		EYE LENGTH		MESH LENGTH	
		INCH	MM	LBS.	KN	INCH	MM	INCH	MM
30536	30536	.50 - .61	12.7 - 15.5	560	2.5	5	127	16	406.4
30538	30538	.62 - .74	15.6 - 18.9	560	2.5	5	127	16	406.4
30540	30540	.75 - .99	19.0 - 25.3	800	3.5	6	152.4	20	508
30542	30542	1.00 - 1.24	25.4 - 31.5	1360	6	7	177.8	20	508
30544	30544	1.25 - 1.49	31.6 - 38	1360	6	7	177.8	21	533.4
30546	30546	1.50 - 1.99	38.1 - 50.7	1360	6	8	203.2	23	584.2
30548	30548	2.00 - 2.49	50.8 - 63.4	1700	7.5	9	228.6	25	635
30550	30550	2.50 - 2.99	63.5 - 76.1	2120	9.4	9	228.6	27	685.8
30552	30552	3.00 - 3.49	76.2 - 88.8	2940	13	10	254	30	762
30554	30554	3.50 - 3.99	88.9 - 101.3	2940	13	10	254	32	812.8

NOTE: Rope is a very critical link in the cable pulling system. See page 203 for proper pulling rope selection.

T-Basket-Type Pulling Grips



- Use to pull in: conduit or tray
- Type of pulls: medium-duty
- Type of grip: double weave galvanized steel mesh with flexible pulling eye
- Select the grip with a maximum rated capacity that meets or exceeds the cable puller's maximum pulling force

		CABLE DIAMETER RANGE		MAXIMUM RATED CAPACITY		EYE LENGTH		MESH LENGTH	
CAT. NO.	UPC NO.	INCH	MM	LBS.	KN	INCH	MM	INCH	MM
SHORT									
30558	30558	.50 - .61	12.7 - 15.5	900	4	8	203.2	21	533.4
30560	30560	.62 - .74	15.6 - 18.9	1120	4.9	8	203.2	24	610
30562	30562	.75 - .99	19.0 - 25.3	1360	6	9	228.6	24	610
30564	30564	1.00 - 1.49	25.4 - 38.0	1920	8.7	9	228.6	24	610
30566	30566	1.50 - 1.99	38.1 - 50.7	3280	14.5	11	279.4	24	610
30568	30568	2.00 - 2.49	50.8 - 63.3	3700	16.4	12	304.8	24	610
30570	30570	2.50 - 2.99	63.5 - 76.1	4900	21.7	12	304.8	24	610
30572	30572	3.00 - 3.49	76.2 - 88.8	4900	21.7	14	355.6	24	610
30574	30574	3.50 - 3.99	88.9 - 101.3	6200	27.5	14	355.6	26	660.4
STANDARD									
30576	30576	.75 - .99	19.0 - 25.3	1360	6	9	228.6	36	914.4
30578	30578	1.00 - 1.49	25.4 - 38.0	1920	8.7	9	228.6	36	914.4
31010	31010	1.50 - 1.99	38.1 - 50.7	3280	14.5	11	279.4	36	914.4
30580	30580	2.00 - 2.49	50.8 - 63.3	3700	16.4	12	304.8	36	914.4
31012	31012	2.50 - 2.99	63.5 - 76.1	4900	21.7	12	304.8	36	914.4
30582	30582	3.00 - 3.49	76.2 - 88.8	4900	21.7	14	355.6	36	914.4
31014	31014	3.50 - 3.99	88.9 - 101.3	6200	27.5	14	355.6	40	1016

K Basket-Type Pulling Grips



- Use to pull in: conduit or tray
- Type of pulls: heavy-duty, long, hard runs
- Type of grip: double-weave galvanized steel mesh with forged steel swivel eye
- Select the grip with a maximum rated capacity that meets or exceeds the cable puller's maximum pulling force

		CABLE DIAMETER		MAXIMUM		EYE		MESH		ROTATING	
		RANGE		RATED CAPACITY		LENGTH		LENGTH		EYE DIA.	
CAT. NO.	UPC NO.	INCH	MM	LBS.	KN	INCH	MM	INCH	MM	INCH	MM
STANDARD											
30442	30442	.50 - .61	12.7 - 15.5	1120	4.9	5	127	16	406.4	7/8	22.2
30998	30998	.62 - .74	15.6 - 18.9	1360	6	5	127	16	406.4	7/8	22.2
30460	30460	.75 - .99	19.0 - 25.3	1920	8.5	6	152.4	32	812.8	1	25.4
31000	31000	1.00 - 1.49	25.4 - 38.0	3280	14.5	7	177.8	33	838.2	1-3/8	34.9
30462	30462	1.50 - 1.99	38.1 - 50.7	3280	14.5	7	177.8	34	863.6	1-3/8	34.9
31002	31002	2.00 - 2.49	50.8 - 63.3	5440	24.1	9	228.6	36	914.4	1-5/8	41.2
30464	30464	2.50 - 2.99	63.5 - 76.1	6600	29.3	10	254	38	965.2	1-7/8	47.6
31004	31004	3.00 - 3.49	76.2 - 88.8	8200	36.5	10	254	39	990.6	1-7/8	47.6
30466	30466	3.50 - 3.99	88.9 - 101.5	9600	42.7	10	254	41	1041.4	1-7/8	47.6
31006	31006	4.00 - 4.49	101.6 - 114.2	9600	42.7	10	254	42	1066.8	1-7/8	47.6
30468	30468	4.50 - 4.99	114.3 - 126	9600	42.7	10	254	58	1473.2	1-7/8	47.6
30470	30470	5.00 - 5.99	127 - 152.3	9600	42.7	10	254	60	1524	1-7/8	47.6

NOTE: Rope is a very critical link in the cable pulling system. See page 203 for proper pulling rope selection.

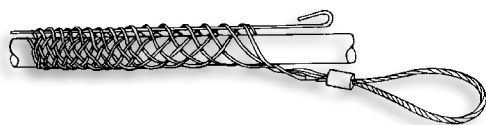
Multiple Strength Basket-Type Pulling Grips with Rotating Forged Eye



- Use to pull overhead transmission lines, bare or insulated conductors and wire rope
- Type of pulls: heavy-duty, long distance
- Triple, to double, to single weave galvanized steel mesh with forged steel swivel eye
- Color coded for easy size identification
- Select the grip with a maximum rated capacity that meets or exceeds the cable puller's maximum pulling force

CAT. NO.	UPC NO.	CABLE DIAMETER RANGE		MAXIMUM RATED CAPACITY		COLOR CODE	EYE LENGTH		MESH LENGTH		ROTATING EYE DIAMETER	
		INCH	MM	LBS.	KN		INCH	MM	INCH	MM	INCH	MM
30474	30474	.25 - .49	12.7 - 15.5	1360	6	Dark Green	5	127	26	660.4	7/8	22.3
30476	30476	.50 - .74	15.6 - 18.9	2000	8.8	Brown	6	152.4	32	812.8	1	25.4
30478	30478	.75 - .99	19.0 - 25.3	2880	12.8	Light Blue	6	152.4	41	1041.4	1	25.4
30480	30480	1.00 - 1.24	25.4 - 31.5	4920	21.8	Gold	8	203.2	52	1320.8	1-3/8	34.9
30482	30482	1.25 - 1.49	31.6 - 38.0	6120	27.2	Black	8	203.2	56	1422.4	1-5/8	41.2
30484	30484	1.50 - 1.74	38.1 - 44.3	6120	27.2	Red	9	228.6	60	1524.0	1-7/8	47.6
30486	30486	1.75 - 2.24	44.4 - 56.9	9600	42.7	Dark Blue	10	254	70	1778.0	1-7/8	47.6
30502	30502	2.00 - 2.49	50.8 - 63.4	9600	42.7	Yellow	10	254	50	1270	1-7/8	47.6
30504	30504	2.50 - 2.99	63.5 - 76.1	9600	42.7	Orange	10	254	52	1320.8	1-7/8	47.6
30506	30506	3.00 - 3.49	76.2 - 88.8	9600	42.7	Aluminum	10	254	54	1371.6	1-7/8	47.6
30508	30508	3.50 - 3.99	88.9 - 101.3	9600	42.7	Light Green	10	254	56	1422.4	1-7/8	47.6

Split Mesh Rod Closing Basket-Type Slack Pulling Grips



- Use to pull when the end of the conductor is not available
- Type of pulls: light and straight. The rod will not flex around bends
- Single weave galvanized steel mesh with rod closing and an offset flexible eye
- Select the grip with a maximum rated capacity that meets or exceeds the cable puller's maximum pulling force

CAT. NO.	UPC NO.	CABLE DIAMETER RANGE		MAXIMUM RATED CAPACITY		EYE LENGTH		MESH LENGTH	
		INCH	MM	LBS.	KN	INCH	MM	INCH	MM
30658	30658	.50 - .61	12.7 - 15.50	300	1.3	7	177.8	6	152.4
31024	31024	.62 - .74	15.6 - 18.9	360	1.6	7	177.8	8	203.2
30660	30660	.75 - .99	19 - 25.3	440	1.9	7	177.8	10	254
31026	31026	1.00 - 1.24	25.4 - 31.5	680	3	8	203.2	12	304.8
30662	30662	1.25 - 1.49	31.6 - 38.0	900	4	8	203.2	14	355.6
31028	31028	1.50 - 1.74	38.1 - 44.3	1160	5.1	9	228.6	15	381
30664	30664	1.75 - 1.99	44.4 - 50.7	1520	6.7	10	254	16	406.4
31030	31030	2.00 - 2.49	50.8 - 63.4	1800	8	10	254	19	482.6
30666	30666	2.50 - 2.99	63.5 - 76.1	2200	9.7	10	254	20	508
31032	31032	3.00 - 3.49	76.2 - 88.8	2400	10.6	12	304.8	21	533.4
30668	30668	3.50 - 3.99	88.9 - 101.3	2400	10.6	12	304.8	24	610

NOTE: Rope is a very critical link in the cable pulling system. See page 203 for proper pulling rope selection.

CABLE PULLING LUBRICANTS

Cable Pulling Lubricant Selection Guide

Clear Lube™



Cable-Cream™



Cable-Gel™



Winter-Gel™



APPLICATION

	Electrical or datacom use. Clear and colorless for easy cleanup.	Electrical use. Heavy Duty lubricant adheres well to cable without messy dripping.	Electrical or datacom use. Cleans up quickly, non-staining. Can be applied by hand or pump.	Electrical or datacom use. Cleans up quickly, non-staining. Can be applied by hand or pump.
Application Temperature Range (°F)	20°F - 190°F	20°F - 190°F	20°F - 190°F	20°F - 190°F
Application Temperature Range (°C)	-6°C - 88°C	-6°C - 88°C	-6°C - 88°C	-6°C - 88°C
Minimum Storage Temperature	30° F/-1 C	30° F/-1 C	30° F/-1 C	30° F/-1 C
Base	Polymer	Wax	Polymer	Polymer
Average Coefficient of Friction*	0.26	0.11	0.18	0.21
Color	Clear	Yellow	Blue/Green	Blue

COMPATIBILITY (CABLE TYPE)

Rubber	✓	✓	✓	✓
Neoprene	✓	✓	✓	✓
Nylon	✓	✓	✓	✓
PVC	✓	✓	✓	✓
High-density or cross linked polyethylene	✓	✓	✓	✓
Low-density polyethylene	✓	✓	✓	✓
Semiconducting jacket	✓	✓	✓	✓
Hypalon	✓	✓	✓	✓

*(IEEE 375-2 test procedure) kinetic coefficient of friction tested at 300 lb/ft sidewall bearing pressure

Cable Lubricant Quantity Chart

The following equation is a general guideline to determine the amount of cable lubricant to use for an average cable pull.

$$Q = 0.0015 \times L \times D$$

Where:

Q = Quantity of cable lubricant to use in gallons

L = Length of cable pull in feet

D = Diameter of conduit or duct in inches

If the following situations apply, consider using additional lubricant:

- The cable jacket is hard and/or cable is very stiff
- The conduit is rough or dirty
- There are many bends to pull through
- The percentage of conduit filled by the cable is unusually high
- The conduit is water filled

SPECIFICATIONS

Pull Length	1"	2"	3"	4"
200'	0.3 gal.	0.6 gal.	0.9 gal.	1.2 gal.
300'	0.5 gal.	0.9 gal.	1.4 gal.	1.8 gal.
400'	0.6 gal.	1.2 gal.	1.8 gal.	2.4 gal.
600'	0.9 gal.	1.8 gal.	2.7 gal.	3.6 gal.
800'	1.2 gal.	2.4 gal.	3.6 gal.	4.8 gal.
1000'	1.5 gal.	3.0 gal.	4.5 gal.	6.0 gal.

Cable-Cream™ Cable Pulling Lubricant



SPECIFICATIONS

Weight	CRM-Q - 2.3 lbs. (1 kg) CRM-5 - 42 lbs. (19.1 kg) CRM-1 - 9.5 lbs. (4.3 kg)
Viscosity	30,000 - 45,000 CPS
PH Range	7.0 - 8.0
Average COF	0.11

- Advanced formula, light yellow cream makes pulling faster and easier
- Compatible with all cable insulation types
- Dries slowly to a thin, non-conductive, non-hardening residue
- Adheres well to the cable without messy dripping; Reduces waste
- Cleans up easily and is non-staining
- Won't break down or separate after exposure to freezing cold or blistering heat
- Environmentally safe/non-hazardous

CAT. NO.	UPC NO.	DESCRIPTION
CRM-Q	35207	Cable-Cream One Quart Squeeze Bottle (.95 l)
CRM-1	35208	Cable-Cream One Gallon (3.79 l)
CRM-5	35209	Cable-Cream 5 Gallons (18.93 l)

Cable-Gel™ Cable Pulling Lubricant



SPECIFICATIONS

Weight	GEL-Q - 2.3 lbs. (1 kg) GEL-1 - 8.5 lbs. (3.9 kg) GEL-5 - 45 lbs. (20.4 kg) GEL-55 - 498 lbs. (225.9 kg)
Viscosity	8,000 - 12,000 CPS
PH Range	7.0 - 8.0
Average COF	0.18

- Polymer-based, no silicon lubricant offers lower friction and easier pulling
- Compatible with all cable insulation types
- Cleans up quickly. Non-staining
- Higher lubricity than competitive products
- Will not cement itself to the pipe
- Dries slowly
- Can be applied by hand or pump
- Will not break down or separate after exposure to heat or cold
- Environmentally safe/non-hazardous

CAT. NO.	UPC NO.	DESCRIPTION
GEL-Q	35211	Cable-Gel One Quart Squeeze Bottle (.95 l)
GEL-1	35212	Cable-Gel One Gallon (3.79 l)
GEL-5	35213	Cable-Gel 5 Gallons (18.93 l)

Winter-Gel™ Cable Pulling Lubricant



SPECIFICATIONS

Weight	WGEL-Q - 2.3 lbs. (1 kg) WGEL-1 - 9 lbs. (4.1 kg) WGEL-5 - 44 lbs. (20 kg)
Viscosity	10,000 - 14,000 CPS
PH Range	7.0 - 8.0
Average COF	0.21

- Winter-Gel will not freeze until -25° F (-31° C)
- Reduces friction for easy pulling
- Compatible with all cable insulation types
- Cleans up quickly and easily
- High lubricity
- Can be used all year long
- Environmentally safe

CAT. NO.	UPC NO.	DESCRIPTION
WGEL-Q	35215	Winter-Gel Pulling Lube One Quart Squeeze Bottle (.95 l)
WGEL-1	35216	Winter-Gel Pulling Lube One Gallon (3.79 l)
WGEL-5	35217	Winter-Gel Pulling Lube 5 Gallons (18.93 l)

Clear Lube™



LISTED



- Designed for use within electrical or datacom cable pulls
- Clear and colorless for quick, easy clean-up
- Environmentally safe, non-hazardous, non-toxic and non-corrosive
- Easy to apply either by hand, brush or pump
- Polymer base with no silicon additives
- Three-year shelf life with no deterioration in lubricant

CAT. NO.	UPC NO.	DESCRIPTION
CLR-Q	10437	Clear Lube pulling lubricant, 1 quart (.95 l)
CLR-1	10438	Clear Lube pulling lubricant, 1 gallon (3.79 l)
CLR-5	10439	Clear Lube pulling lubricant, 5 gallon (18.93 l)

SPECIFICATIONS

Weight	CLR-Q - 2.3 lbs. (1.0 kg)
	CLR-1 - 7.6 lbs. (3.5 kg)
	CLR-5 - 44.8 lbs. (20.4 kg)
Viscosity	10,000 - 20,000 CPS
PH Range	6.0 - 8.0
Average COF	0.26

SWABS, BRUSHES, MANDRELS

Lube Spreader Swab



- Spreads a coat of wire lubricant in duct before installation of cable
- Cleans mud, dirt, and light debris from duct before pulling
- Tapered shape permits bi-directional use
- Will not damage inner walls of duct

CAT. NO.	UPC NO.	DUCT SIZE		MAXIMUM DISK SIZE		MAXIMUM RATED CAPACITY		WEIGHT	
		INCH	MM	INCH	MM	LBS.	KN	LBS.	KG
16854	16854	2	50.8	1.75	44.5	4800	21.3	.5	.23
16856	16856	2.5	63.5	2.25	57.2	4800	21.3	.6	.27
16857	16857	3	76.2	2.75	69.9	4800	21.3	1.5	.68
16858	16858	3.5	88.9	3.25	82.6	4800	21.3	2.0	.91
16859	16859	4	102	3.75	95.3	4800	21.3	2.5	1.13
17370	17370	5	127	4.75	120.7	4800	21.3	3.5	1.59
17571	17571	6	152	5.75	146.1	4800	21.3	4.0	1.81

Wire Duct Brush



- Flat steel bristles for maximum cleaning of sand, grit and light obstructions from duct
- Pulling eye on one end and smaller twisted eye on the other end for tailing line allows bi-directional use
- Can be pulled to loosen dried material before using mandrels or spreader swabs

CAT. NO.	UPC NO.	DUCT SIZE		MAXIMUM DIAMETER		MAXIMUM RATED CAPACITY		WEIGHT	
		INCH	MM	INCH	MM	LBS.	KN	LBS.	KG
39274	39274	2	50.8	1.87	47.5	200	.89	.83	.38
39276	39276	2.5	63.5	2.38	60.5	200	.89	.83	.38
39278	39278	3	76.2	2.87	72.9	200	.89	.83	.38
39280	39280	3.5	88.9	3.38	85.9	200	.89	.90	.41
39282	39282	4	102	3.87	98.3	200	.89	.95	.43
39284	39284	5	127	4.87	123.7	200	.89	1.15	.52
39286	39286	6	152	5.87	149.1	200	.89	1.28	.58

Flexible Mandrel



- Useful for cleaning out mud, dirt, and light obstacles from ducts before installation of cable
- Can be used around tight bends due to convex contacts between disks
- Tapered profile allows pulling in either direction and pulling eyes on both ends
- Polyurethane disks do not damage inner walls of duct

CAT. NO.	UPC NO.	DUCT SIZE		MAXIMUM DISK SIZE		MAXIMUM RATED CAPACITY		WEIGHT	
		INCH	MM	INCH	MM	LBS.	KN	LBS.	KG
39265	39265	2	50.8	1.88	47.7	2330	10.3	1	.45
39263	39263	2.5	63.5	2.19	55.6	2330	10.3	1	.45
39261	39261	3	76.2	2.81	71.4	2330	10.3	1.5	.68
39259	39259	3.5	88.9	3.25	82.5	4800	21.3	3.5	1.59
39257	39257	4	102	3.75	95.3	4800	21.3	4.5	2.04
39255	39255	5	127	4.69	119.1	4800	21.3	6	2.72
39288	39288	6	152	5.81	147.5	4800	21.3	8.5	3.85

NOTES



WIRE & CABLE TERMINATION

GREENLEE WIRE AND CABLE TERMINATION TOOLS ARE UL AND CUL CERTIFIED WITH SEVEN MAJOR BRANDS OF LUGS AND SPLICES. CHOOSE FROM SMART FEATURES SUCH AS INTELLICRIMP™ AND AUTOSTOP ON GATOR® BRAND BATTERY TOOLS, OR TRY OUR COMPREHENSIVE SELECTION OF MANUAL TOOLS WHENEVER YOU NEED TO STRIP, CUT, AND CRIMP WIRE AND CABLE.

Contents

Intelli-Crimp™	218
Hydraulic Pumps	220
CCX	221
Copper And Aluminum Cutting	224
ACSR, Guy Strand & Steel Cutting	233
Communications And Underground	239
Power Cable Cutting	239
Die-Type Crimping	244
Dieless Crimping	254
Crimping Dies	258
Accessories	261
Cable Bending Tools	266
Wire And Cable Stripping Tools	267
Wire Crimping Tools	270
Wire Ferrule Crimping Tools	274

¹ On select tools only.

² On select tools only. UL and cUL rated with Anderson®, Blackburn®, FCI Burndy®, ILSCO®, Panduit®, Penn-Union® and Thomas & Betts® brand lugs and splices.



Feature Legend of Icons



Intelli-CRIMP™
Technology



18V Lithium-Ion
Battery



Automatic
Retraction
Stop



Retraction
Stop Repeat



LED Work
Light



Battery
LED Monitor



Crimping
Force in
TONS

DIELESS

Crimping Tool
that does not
require die set

INTELLI-CRIMP™

Intelligent Crimping System



The New Standard

Battery powered Crimping and Cutting Tools from Greenlee have always represented the most comfortable and efficient solutions when it comes to reliable crimping of connectors and cutting cables. However, outstanding results are no reason for us to rest on our laurels. On the contrary, we are always committed to improve the good and make it even better. The result: our new tool generation with Intelli-CRIMP™.

When it comes to Crimping and Cutting Tool intelligence, efficiency and ergonomics, Greenlee Gator® Tools are faster, safer and easier than ever before.

More Intelligent

- Intelligent Crimping System Technology includes a pressure sensor that monitors the crimping force of each crimp and provides the operator a visual and audible alert if the force is below specifications.
- Some tool models have Retraction Stop Repeat (RSR) which allows the operator to partially retract the ram and then the tool repeats the retraction for subsequent crimps.
- Some tool models have Automatic Retraction Stop (ARS) which retracts the ram just enough to get ready for the next cycle, saving time and energy.
- LED light provides the operator with the battery charge and tool maintenance status.
- Two-stage hydraulic system provides fast advance and power speeds, saving time.
- Smart chargers control the charging current, charging voltage and battery temperature to maximize battery life.

More Power

- State of the art 18V lithium ion (Li-ion) battery provides 70% more cycles per charge and faster cycle times.
- Available with 120V, 12V or 230V battery charger.
- Available with 120V or 230V corded adapter in place of batteries and charger.

More Ergonomic

- Forward handle position improves tool balance.
- One trigger controls all tool functions.
- Overmolded tacky grip areas make gripping the tool easier and more comfortable.
- LED work light illuminates dark work areas.

More "Green"

- Greenlee battery-powered crimping tools now use bio-degradable oil.

More Connections


- Connections are UL and cUL classified when tools are used with 7 brands of color-coded lugs and splices. Most competitive tools are UL approved with only one connector brand.

Gator® Eye



* Go to greenlee.com software download

- A USB-powered device that is compatible with all Greenlee Gator® Tools
- Offers our customers documentation of the error-free, intelligent system, Greenlee Battery Tools provide
- Customers can download, print, and store work information, such as maximum PSI, number of cuts/crimps, and battery information
- Allows electrical contractors and utility companies to set service intervals and download work history reports since manufacture, last service and for project
- Differentiate your workforce with accountability
- Add user and inventory information to your Gator® Tools therefore better managing tool lives
- Software is free to download and available on our website



GATOR-EKG

CAT. NO.	UPC NO.	DESCRIPTION
GATOR-EKG	19254	Gator Tool Diagnostic and Programming Device

DETAILED WORK HISTORY.

Download, print, and store work information such as operating pressure, number of crimps/cuts, and battery information.

ACCOUNTABILITY.

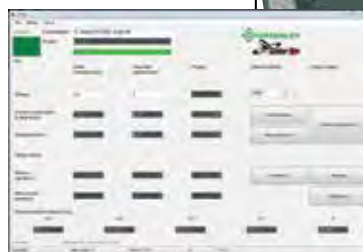
Prove that the job was done correctly with operation and project specific documentation.

DIAGNOSTICS.

Set and view maintenance intervals, and add user identifiable information to manage your inventory.

WORKS WITH ALL GATOR TOOLS (YEP, EVEN THE ONES FROM 1994)*

* Previous generation Gator® Tools may not have all capabilities.



iPress™
software
screenshot

BATTERY-POWERED HYDRAULIC PUMPS

EHP700L Hydraulic Battery-Powered Pump

AVAILABLE AS
BARE TOOL

18V
Lithium-Ion

IntelliCRIMP™

RSR



EHP700L

SPECIFICATIONS

Operating pressure:	10,000 PSI (700 bar)
Oil volume:	0.80 qt (0.76l)
Flow rate of double stage pump:	
Low pressure range:	up to 0.9 l/min
At full pressure:	0.3 l/min
Degree of protection:	IP43
Battery voltage:	18V
Battery capacity:	3.0 Ah, Li-Ion
Number of batteries:	2 - 1 active, 1 stored
Charging time:	30 minutes
Ambient temperature:	10°F - 104°F (-12°C to 40°C)
Weight:	10.8 lbs (4.9 kg) without batteries
Weight with 2 batteries:	14.1 lbs
Length:	14.0" (356 mm)
Width:	6.5" (165 mm)
Height:	11.5" (292 mm)

- Loaded with intelligent features such as a multi-function pressure sensor, self-diagnostics, and a real-time LED readout
- The EHP700L is a versatile battery pump that can crimp, cut and punch with up to 10,000 PSI of pressure
- The pump weighs only 14 lbs (including batteries)
- The mode dial enables the user to select between three primary intelligent program settings: CRIMP, CUT and PUNCH
- Features three extra settings reserved for future use
- Each setting provides specific pressure functionality for the job at hand.
- Additional programs can be added, making the EHP700L a multi-function tool designed to help you get the job done faster, safer and easier than ever before
- Intelli-CRIMP™ technology monitors the crimping process, ensuring the correct amount of pressure is applied for each crimp
- Real-Time Monitoring is displayed via LED screen and recorded for statistics
- Automatic Retraction detects pressure drop from completed action and releases pressure, preventing damage to head
- Manual Retraction allows user to retract head to starting position at any time
- Future Proof settings allow for a variety of additional functions to be programmed into the pump via a bi-directional optical connection

CAT. NO.	UPC NO.	DESCRIPTION
EHP700L11	00735	Power Pump, Bat 120V Chgr
EHP700L12	00764	Power Pump, Bat 12V Chgr
EHP700L22	00765	Power Pump, Bat 230V Chgr
EHP700L120	00766	Power Pump, 120V Adapter
EHP700L230	00767	Power Pump, 230V Adapter
EHP700LB	01151	EHP700 Bare Pump
HTA4GL	00759	Remote Control
TG3	01054	Strap
EAC18120	52191	Adapter, Ac - 120V To 18V
EAC18230	52192	Adapter, Ac - 230V To 18V
52176	52176	Battery, 18V Li Ion 3.0Ah
52178	52178	Charger, Battery 120V
52179	52179	Charger, Battery 230V
52180	52180	Charger, Battery 12V
25766	25766	Adapter, Charger 18V Li To 12V Ni
EL122/32	02042	Hydraulic Fluid, Biodegradable
17707	17707	Hose Assy, 1/4" X 10' 3/8M & 1/4M Filled
05850	05850	Hose Assy, 1/4" X 10' 3/8M & 3/8F Filled
01058	01058	Hose Assy, 1/4" X 6' 3/8M & 1/4M Filled
01059	01059	Hose Assy, 1/4" X 6' 3/8M & 3/8F Filled

Gator® Pack



GATOR-PK

- Hi-Vis vinyl material
- Triple reinforced hang tab (SWL = 125 lbs.)
- Water resistant
- Three adjustment straps for comfort
- Three internal compartments for safe and secure transport
- Three external pouches for batteries, gloves, and accessories

CAT. NO.	UPC NO.	DESCRIPTION
GATOR-PK	02274	Utility Backpack

SPECIFICATIONS (W x H x D)

Top	15" x 10" x 9" (1350 Cubic Inches)
Front	15" x 8" x 4" (480 Cubic Inches)
Sides	8" x 5" x 2" (80 Cubic Inches)

CCX

What Is CCX?

The Greenlee CCX three-step, 10-second function changeover
 The easy, quick-release design makes changeovers this simple:



- 1** Just push the release buttons, and the blades slide right out of the easy-opening CCX head.



- 2** Alternate die adapters, cutter blades, or knockout punch adapters slide right in!



- 3** You're working again, with no lost time!

CCX-Exclusive Multipurpose Tools from Greenlee

Get more for your money and carry fewer tools – with CCX. This advanced line of multipurpose tools is designed to work with a wide variety of cutting blades and crimping die adapters, and a knockout punch adapter. Buy just one tool for countless electrical construction and maintenance jobs.

Cut

- Copper, aluminum, copperweld and ACSR cable
- Guy strand, including EHS
- Threaded rod
- DIN rail

Crimp – 6-Ton Option

- Greenlee K22 & KA22
- Burndy W
- Kearney O
- For copper lugs and splices, use Greenlee dies up to 600 kcmil (MCM).
For aluminum lugs & splices, use Greenlee dies up to 350 kcmil (MCM).*
- Thomas & Betts 6-Ton
- Blackburn OD
- Panduit CD2001

Crimp – 12-Ton Option

- Greenlee KC12 & KA12
- Burndy U
- Penn-Union T
- ILSCO ILD
- Thomas & Betts 15500 Series
- Blackburn B & H
- Panduit CD-920
- Huskie HT41

Punch – use the knockout punch adapter with

- Standard Slug-Buster® and Slug-Splitter punches
- Non-round punches

**UL and cUL classified to 600 kcmil (MCM) with Anderson®, Blackburn®, Burndy®, ILSCO®, Panduit®, Thomas & Betts®, and Penn-Union® copper color-coded connectors. UL & cUL classified to 350 kcmil (MCM) with Anderson®, Blackburn®, Burndy®, ILSCO®, Panduit®, Thomas & Betts®, and Penn-Union® aluminum color-coded connectors.*

E12CCXL & ECCXL Tool Capacities



CRIMPING

Copper Color-Coded Lugs and Splices: 750 kcmil
 Aluminum Color-Coded Lugs and Splices: 750 kcmil
 5/8" Service Entrance Connectors: 10-1/0 AWG
 .840 Service Entrance Connectors: 1/0-4/0 AWG
 Aluminum Overhead "H" taps: 6 AWG-500 kcmil
 One Piece ACSR Tension Splices: 4 AWG-556.5 kcmil
 Two Piece ACSR Tension Splices: 2 AWG-556.5 kcmil

CUTTING

Copper and Aluminum Cable: 1-1/2" (40 mm)
 ACSR: 954 kcmil (Cardinal)
 Standard Guy Strand: 5/8" (20 mm)
 EHS Guy Strand: 1/2" (13 mm)
 Ground Rod: 1/2" (13 mm)
 Rebar (schedule 60): 1/2" (13 mm)
 Threaded Rod: 1/4", 3/8", 1/2", 4 mm, 5 mm,
 6 mm, 8 mm, 10 mm
 DIN Rail: 35 x 7.5, 32 x 15 x 9, 35 x 15

PUNCHING

Round: 5-5/8" (144.1 mm) in 10 ga. mild steel
 Rectangular: 2.677" x 5.433" (68.0 mm x 138.0 mm)
 Square: 5.4333" x 5.4333" (138.0 mm x 138.0 mm)
 Accessories required to punch 4-1/2" through 5-5/8"
 12185 Spacer, 04686 Bushing and 03170 Sleeve

WHY LITHIUM-ION BATTERIES...

- Weigh 40% less than NiMH or NiCd batteries
- Last 70% longer than NiMH or NiCd batteries
- No memory effect
- Smart chargers for maximum battery life
- No hazardous materials

CCX

Gator® CCXL Tools

AVAILABLE AS
BARE TOOL

CLASSIFIED
UL
C US

IntelliCRIMP

18V
Lithium-Ion

RSR

LED



12-TON
E12CCXL



6-TON
ECCXL



12-TON
RK12CX

Features

- Intelligent Crimping System Technology includes a pressure sensor that monitors the crimping force of each crimp and provides the operator a visual and audible alert if the force is below specifications
- State of the art 18V lithium ion (Li-ion) battery provides 70% more cycles per charge and faster cycle times
- Retraction Stop Repeat (RSR) allows the operator to partially retract the ram and then the tool repeats the retraction for subsequent crimps
- LED light provides the operator with the battery charge and tool maintenance status
- Two-stage hydraulic system provides fast advance and power speeds, saving time
- Forward handle position improves tool balance
- One trigger controls all tool functions
- Crimping head rotates 350°
- Tools automatically retract when the crimping or cutting cycle is complete
- Overmolded tacky grip areas make gripping the tool easier and more comfortable
- LED work light illuminates dark work areas
- Greenlee battery-powered crimping tools now use bio-degradable oil
- Smart chargers control the charging current, charging voltage and battery temperature to maximize battery life
- Available with 120V, 12V or 230V battery charger or with 120V or 230V corded adapter in place of batteries and charger
- Use optional CCX blades and adapters (see next page)
- U.S. Patent #6,206,663, #6,532,790

12-Ton tools

When used with Greenlee KC12 and KA12 dies in combination with Anderson®, Blackburn®, FCI Burndy®, ILSCO®, Panduit®, Penn-Union® and Thomas & Betts® color-coded connectors, crimps on connections up to 750 kcmil are UL and cUL classified. The tools also accept all industry "U" type dies. These tools drive knockout punches through 5-5/8" diameter.

6-Ton tools

When used with Greenlee KC22 and KA22 dies in combination with Anderson®, Blackburn®, FCI Burndy®, ILSCO®, Panduit®, Penn-Union® and Thomas & Betts® color-coded connectors, connections up to 600 kcmil (copper) and 350 kcmil (aluminum) are UL and cUL classified. These tools also accept Greenlee, Burndy®, Kearney®, Blackburn®, Panduit® and Thomas & Betts® dies used for 6-ton tools. They can drive knockout punches up through 2" diameter.

SPECIFICATIONS	E12CCXL	ECCXL	RK12CX
Crimping Force	24,000 lbs (107 kN) 12-Ton	12,000 lbs (53 kN) 6-Ton	24,000 lbs (106 kN) 12-Ton
Length	16-1/2" (419 mm)	16-1/2" (375 mm)	12.75" (324 mm)
Weight	15 lbs (6.8 kg)	14 lbs (6.3 kg)	9.75 lbs (4.42 kg)
Battery	18V, 3.0 Ah, Li-ion	18V, 3.0 Ah, Li-ion	-
Battery Charge Time	1 hour	1 hour	-
Est. Cycles Per Charge	90	300	-
Capacity*	4 AWG - 1000 kcmil copper or 6 AWG kcmil aluminum and no dies to change		
Max. Operating Pressure	-	-	10,000 PSI (700 bar)

B

B

A

R

R

R

R

R

CAT. NO.	UPC NO.	DESCRIPTION
E12CCXL11	52037	12-Ton Battery-Powered 12CCX Tool, w/120V Charger
E12CCXL12	52038	12-Ton Battery-Powered 12CCX Tool, w/12V Charger
E12CCXL22	52039	12-Ton Battery-Powered 12CCX Tool, w/230V Charger
E12CCXL120	12856	CCX 12-Ton Tool w/120V AC Adapter
E12CCXL230	12857	CCX 12-Ton Tool w/230V AC Adapter
ECCXL11	52040	6-Ton Battery-Powered CCX Tool, w/120V Charger
ECCXL12	52041	6-Ton Battery-Powered CCX Tool, w/12V Charger
ECCXL22	10134	6-Ton Battery-Powered CCX Tool, w/230V Charger
ECCXL120	10139	CCX 6-Ton Tool w/120V AC Adapter
ECCXL230	10140	CCX 6-Ton Tool w/230V AC Adapter
ECCXLB	01134	CCX Bare Assembly, 6-Ton
E12CCXLB	01135	CCX Bare Assembly, 12-Ton
12274	12274	Carrying Strap
52176	52176	18V, 3.0 Ah, Li-ion Battery
10122	10122	Carrying Case for E12CCXL & ECCXL
52178	52178	120V Charger
52179	52179	230V Charger
52180	52180	12V Charger

See next page for crimping die adapters, cutting blades and knockout punch adapter

CCX Tool Accessories (optional, all in pairs except punch driver)



UA22



UAK



UC40



UCUNC38



UA12P



UA12ID

DIE ADAPTERS

CAT. NO.	UPC NO.	DESCRIPTION	ECCXL	E12CCXL
UA22	07062	Adapter for Greenlee K22 dies	✓	
UAK	07033	Adapter for Kearney "O", T&B "6 Ton", and Blackburn "OD" dies	✓	
UAW	07035	Adapter for Burndy "W" and Panduit "CD-2001" dies (equivalent to "D3" die)	✓	
R UA12T	20158	Adapter for "U" dies (included with E12CCXL tool)		✓

CABLE CUTTING BLADES

CAT. NO.	UPC NO.	DESCRIPTION	ECCXL	E12CCXL
UC26	06714	Cutter Blades AL & CU 1" capacity	✓	✓
UC40	07036	Cutter Blades AL & CU 1-1/2" capacity	✓	✓
UCACSR	07037	Cutter blades for ACSR & guy strand	✓	✓

THREADED ROD CUTTING BLADES

CAT. NO.	UPC NO.	DESCRIPTION	ECCXL	E12CCXL
UCUNC14	07038	Cutter blades for 1/4" threaded rod	✓	✓
UCUNC38	07039	Cutter blades for 3/8" threaded rod	✓	✓
UCUNC12	07274	Cutter blades for 1/2" threaded rod	✓	✓

KNOCKOUT PUNCH ADAPTER

CAT. NO.	UPC NO.	DESCRIPTION	ECCXL	E12CCXL
UA12P	11890	Punch Driver Adapter* (accepts 3/4" draw stud)	✓	✓

*U.S. Patent #6,065,326

DIELESS CRIMP ADAPTER

CAT. NO.	UPC NO.	DESCRIPTION	ECCXL	E12CCXL
UA12ID	00803	Dieless Crimp Adaptor		✓

COPPER AND ALUMINUM CUTTING

Selection Guide for Copper & Aluminum Cable Cutters

CABLE SIZE

	AWG	#8	#6	#4	#2	#1	1/0	2/0	3/0	4/0	250 kcmil	300 kcmil	350 kcmil	400 kcmil	500 kcmil	600 kcmil	750 kcmil	1000 kcmil	1500 kcmil	2000 kcmil	Page
	MM	6	10	16	25	35	40	50	70	95	120	150	150	185	240	300	400	500	800	1000	NO.
BATTERY-POWERED																					
E12CCXL, ECCXL	Al	•	•	•	•	•	•	•	•	•	•	•	•	•	•	•	•	•			225
	Cu	•	•	•	•	•	•	•	•	•	•	•	•	•	•	•	•	•			
	ACSR	•	•	•	•	•	•	•	•	•	•	•	•	•	•	•	•	•			
ES32L	Al	•	•	•	•	•	•	•	•	•	•	•	•	•	•						228
	Cu	•	•	•	•	•	•	•	•	•	•	•	•	•	•						
ES1000	Al	•	•	•	•	•	•	•	•	•	•	•	•	•	•	•	•	•			229
	Cu	•	•	•	•	•	•	•	•	•	•	•	•	•	•	•	•	•			
ES750	Al	•	•	•	•	•	•	•	•	•	•	•	•	•	•	•	•	•			229
	Cu	•	•	•	•	•	•	•	•	•	•	•	•	•	•	•	•				
ESG50L	Al	•	•	•	•	•	•	•	•	•	•	•	•	•	•	•	•	•	•	•	230
	Cu	•	•	•	•	•	•	•	•	•	•	•	•	•	•	•	•	•	•	•	
ESC85L, ESC105	Al	•	•	•	•	•	•	•	•	•	•	•	•	•	•	•	•	•	•	•	243/ 242
	Cu	•	•	•	•	•	•	•	•	•	•	•	•	•	•	•	•	•	•	•	
HYDRAULIC																					
750	Al	•	•	•	•	•	•	•	•	•	•	•	•	•	•	•	•	•			230
	Cu	•	•	•	•	•	•	•	•	•	•	•	•	•	•	•	•	•			
RATCHET																					
759	Al	•	•	•	•	•	•	•	•	•	•	•	•	•	•	•	0				232
	Cu	•	•	•	•	•	•	•	•	•	•	•	•	•	0						
760,761	Al	•	•	•	•	•	•	•	•	•	•	•	•	•	•	•	•	•			232/ 231
	Cu	•	•	•	•	•	•	•	•	•	•	•	•	•	0	0	•	0			
45206, 45206I	Al	•	•	•	•	•	•	•	•	•	•	•	•	•	•	0					232
	Cu	•	•	•	•	•	•	•	•	•	•	•	•	•	•	0					
45207, 45207I	Al	•	•	•	•	•	•	•		•	•	•	•	•	•	•	•				232
	Cu	•	•	•	•	•	•	•	•	•	•	•	•	•	•	•	0	0			
773	Al	•	•	•	•	•	•	•	•	•	•	•	•	•	•	•	•				231
	Cu	•	•	•	•	•	•	•	•	•	•	•	•	0	0						
774	Al	•	•	•	•	•	•	•	•	•	•	•	•	•	•	•	•				231
	Cu	•	•	•	•	•	•	•	•	•	•	•	•	•	•	0	0				
756	Al	•	•	•	•	•	•	•	•	•	•	•	•	•	•	•	•	•	0		231
	Cu	•	•	•	•	•	•	•	•	•	•	•	•	•	•	•	•	•	0		
MANUAL																					
727,727M	Al	•	•	•	•	•	•	•													234
	Cu	•	•	•	•	•	0	0													
718,718F	Al	•	•	•	•	•	•	•	•	•	•	•	•								233
	Cu	•	•	•	•	•	•	•	•	•	0	0	0								
718HL	Al	•	•	•	•	•	•	•	•	•	•	•	•	•	•						233
	Cu	•	•	•	•	•	•	•	•	•	•	•	•	0	0						
704	Al	•	•	•	•	•	•	•	•	•	•	•	•	0	0						233
	Cu	•	•	•	•	•	•	•	•	•	•	0	0								
705	Al	•	•	•	•	•	•	•	•	•	•	•	•	•	•	•	•	0			233
	Cu	•	•	•	•	•	•	•	•	•	•	•	•	0	0						
706	Al	•	•	•	•	•	•	•	•	•	•	•	•	•	•	•	•	0			233
	Cu	•	•	•	•	•	•	•	•	•	•	•	•	•	•	0	0				

Note: • = Frequent use capacity 0 = maximum capacity

Gator® ES32L Battery-Powered Cable Cutter

AVAILABLE AS
BARE TOOL

18V
Lithium-Ion



ES32L11

SPECIFICATIONS

Capacity	500 kcmil (240 mm ²) Cu or Al cable
Battery Voltage	18V 1.5 Ah Li-ion
Length	14-5/8" (372 mm)
Weight	4.4 lbs. (2.0 kg)
Battery Charge Time	30 minutes
Est. Cycles Per Charge	200 (500 kcmil cable requires 2 cycles per cut)

- State of the art 18V lithium ion (Li-ion) battery provides 70% more cycles per charge and faster cycle times
- LED light provides the operator with the battery charge and tool maintenance status
- Small size makes the ES32L an excellent tool for use inside panel boxes
- In line tool style is light weight and very easy to control
- One trigger controls all tool functions
- Cutting head rotates 350°
- Tools automatically retract when the cutting cycle is complete
- Overmolded tacky grip areas make gripping the tool easier and more comfortable
- LED work light illuminates dark work areas
- Greenlee battery-powered crimping tools now use bio-degradable oil
- Smart chargers control the charging current, charging voltage and battery temperature to maximize battery life
- Available with 120V, 12V or 230V battery charger or with 120V or 230V corded adapter in place of batteries and charger

CAT. NO.	UPC NO.	DESCRIPTION
ES32L11	52107	ES32L Battery-Powered Cable Cutter w/120V Charger
ES32L12	52108	ES32L Battery-Powered Cable Cutter w/12V Charger
ES32L22	52116	ES32L Battery-Powered Cable Cutter w/230V Charger
ES32L120	52117	ES32L Cable Cutter w/120V AC Adapter
ES32L230	52118	ES32L Cable Cutter w/ 230V AC Adapter
ES32LB	01136	ES32 Bare Cutting Tool, 1.5-Ton
B 12092	12092	Movable Blade
R 12093	12093	Fixed Blade
R 52177	52177	18V 1.5 Ah Li-ion
R 25752	25752	Carrying Case
R 52178	52178	120V Charger
R 52179	52179	230V Charger
R 52180	52180	12V Charger

Gator® ES32FL Battery-Powered Fine Stranded Copper Cable Cutter

AVAILABLE AS
BARE TOOL

18V
Lithium-Ion



ES32FL11

SPECIFICATIONS

Capacity	1-1/4" (32 mm) fine stranded Copper cable (Not for cutting standard stranded cables)
Battery Voltage	18V 1.5 Ah Li-ion
Length	14-5/8" (372 mm)
Weight	4.4 lbs. (2.0 kg)
Battery Charge Time	Approximately 30 minutes
Est. Cycles Per Charge	200 (500 kcmil cable requires 2 cycles per cut)

- Designed specifically for cutting fine stranded copper cable
- State of the art 18V lithium ion (Li-ion) battery provides 70% more cycles per charge and faster cycle times
- LED light provides the operator with the battery charge and tool maintenance status
- In line tool style is light weight and very easy to control
- One trigger controls all tool functions
- Cutting head rotates 350°
- Tools automatically retract when the cutting cycle is complete
- Overmolded tacky grip areas make gripping the tool easier and more comfortable
- LED work light illuminates dark work areas
- Greenlee battery-powered crimping tools now use bio-degradable oil
- Smart chargers control the charging current, charging voltage and battery temperature to maximize battery life
- Available with 120V, 12V or 230V battery charger or with 120V or 230V corded adapter in place of batteries and charger

CAT. NO.	UPC NO.	DESCRIPTION
ES32FL11	19219	ES32FL Battery-Powered Cable Cutter w/120V Charger
ES32FL12	19220	ES32FL Battery-Powered Cable Cutter w/12V Charger
ES32FL22	19221	ES32FL Battery-Powered Cable Cutter w/230V Charger
ES32FL120	19222	ES32FL Battery-Powered Cable Cutter w/120V Charger
ES32FL230	19223	ES32FL Battery-Powered Cable Cutter w/230V Charger
ES32FLB	01137	ES32F Bare Cutting Tool, 1.5-Ton
B 19234	19234	Blade Kit
R 52177	52177	18V 1.5 Ah Li-ion
R 25752	25752	Carrying Case
R 52178	52178	120V Charger
R 52179	52179	230V Charger
R 52180	52180	12V Charger

Gator® ES1000 Battery-Powered Cable Cutter



ES100011

- Compact design permits use in tight locations
- One hand operation
- Extra heavy blades for clean cuts and long life
- Performs approximately 35 cuts in 1000 kcmil copper cable per battery charge
- Large 2-1/8" diameter blade opening
- Easy to switch between forward and reverse direction
- 14.4 volt battery recharges in one hour
- Includes two batteries, battery charger and molded carrying case
- Choice of 120 volt or 230 volt battery charger

SPECIFICATIONS

Capacity	Copper	1000 kcmil
	Aluminum	1000 kcmil
Blade Opening	2-1/8" (54 mm)	
Length	14-3/4" (375 mm)	
Weight	7.3 lbs (3.3 kg)	
Battery	14.4 Volt, NiCd	

CAT. NO.	UPC NO.	DESCRIPTION
ES100011	50013	Battery-powered Cable Cutter, 120V Charger
ES100022	50015	Battery-powered Cable Cutter, 230V Charger
[R] 11851	11851	14.4V NiCd Battery
[R] 50017	50017	Blade Set
[R] 11845	11845	Carrying Case
[R] 11841	11841	120V Charger
[R] 11856	11856	230V Charger

Gator® ES750 Battery-Powered Cable Cutter



ES750-11

- Cuts 500 kcmil (MCM) copper cable in under 8 seconds
- Compact design permits use in tight locations
- Extra heavy blades for clean cuts and long life
- Makes approximately 20 cuts in 750 kcmil (MCM) per battery charge
- Easy to switch between forward and reverse direction
- 12 volt battery recharges in one hour
- Includes: battery charger, one battery and molded carrying case
- Not for use on 500 kcmil or larger compact cable
- Choice of a 120 volt or 230 volt battery charger

SPECIFICATIONS

Cutting Capacity	750 kcmil (MCM) (400 mm ²) copper cable
	1000 kcmil (MCM) (500 mm ²) aluminum cable
Length	14-1/4" (362 mm)
Weight	5.8 lbs (2.6 kg)
Battery	12 Volts NiCd

CAT. NO.	UPC NO.	DESCRIPTION
ES750-11	45380	Battery-Powered Cable Cutter, 120V Charger
ES750-22	45381	Battery-Powered Cable Cutter, 230V Charger
[R] 45378	45378	Extra 12 Volt NiCd Battery
[R] 45334	45334	Movable Blade
[R] 45333	45333	Fixed Blade
[R] 45383	45383	Carrying Case
[R] 45379	45379	120V Charger
[R] 45382	45382	230V Charger

Gator® ESG50L Battery-Powered Cable Cutter


 AVAILABLE AS
**BARE
TOOL**
18v
 Lithium-Ion










ESG50L11

SPECIFICATIONS

BATTERY POWERED

Cutting Capacity	2" (50 mm) diameter Al or Cu cable
Length	15-3/4" (400 mm)
Weight	9.8 lbs (4.4 kg)
Height	1 m
Battery	18V, 3.0 Ah, Li-ion
Battery Charge Time	1 hour
Est. Cycles Per Charge	300

- The ESG50L is used for cutting copper and aluminum power cables
- State of the art 18V lithium ion (Li-ion) battery provides 70% more cycles per charge and faster cycle times
- Retraction Stop allows the operator to stop the ram retraction at any point simply by tapping the trigger, and then starting the next cutting cycle from that point saving time and energy
- LED light provides the operator with the battery charge and tool maintenance status
- Two-stage hydraulic system provides fast advance and power speeds, saving time
- Forward handle position improves tool balance
- One trigger controls all tool functions
- Cutting head rotates 350°
- Tools automatically retract when the cutting cycle is complete
- Overmolded tacky grip areas make gripping the tool easier and more comfortable
- LED work light illuminates dark work areas
- Greenlee battery-powered cutting tools now use bio-degradable oil
- Smart chargers control the charging current, charging voltage and battery temperature to maximize battery life
- Available with 120V, 12V or 230V battery charger or with 120V or 230V corded adapter in place of batteries and charger
- U.S. Patents #6,206,663 and #6,065,326

CAT. NO.	UPC NO.	DESCRIPTION
ESG50L11	52129	Battery-Powered Cable Cutter, 120V Charger
ESG50L12	52130	Battery-Powered Cable Cutter, 12V Charger
ESG50L22	52131	Battery-Powered Cable Cutter, 230V Charger
ESG50L120	52132	Cable Cutter w/120V AC Adapter
ESG50L230	52133	Cable Cutter w/230V AC Adapter
ESG50LB	01138	ESG 50 Bare Cable Cutter
 04181	04181	Movable Blade
 04184	04184	Fixed Blade
 52176	52176	18V, 3.0 Ah, Li-ion Battery
 KK120LGL	10118	Carrying Case for ESG50L
 12274	12274	Carrying Strap
 52178	52178	120V Charger
 52179	52179	230V Charger
 52180	52180	12V Charger




Hydraulic Cable Cutter


 750H767 model with
 767 Hand Pump

SPECIFICATIONS

Capacity	1000 kcmil (MCM) (500 mm ²) copper or aluminum cable
Jaw opening	1-15/16" (49 mm)
Weight	750 - 25 lbs (11.3 kg)
	750H767 - 29 lbs (13.2 kg)
	750E975 - 84 lbs (38.1 kg)

- Cuts in 7 seconds. Jaws slide open quickly to save time between cuts
- 11-ton (97 kN) ram powers cutting jaws. Jaws are specially hardened and precision-ground to hold sharpness
- Lightweight and easy to use

CAT. NO.	UPC NO.	DESCRIPTION
750	29149	Hydraulic Cable Cutter & Ram in Storage Box*
750H767	17450	Hydraulic Cable Cutter with 767 Hand Pump, Ram, Hydraulic Hose in Storage Box
750E975	34203	Hydraulic Cable Cutter with 975 Electric Pump, Ram, Hydraulic Hose in Storage Box
751	22279	Hydraulic Cable Cutter Head for use with Greenlee 746 Hydraulic Ram. Also order 51385 Elbow
 746C	17451	Ram Unit
 23955	23955	Steel Storage Box
 17459	17459	Cutter Blade

* 1/4" Male hydraulic coupler (54169) is needed to connect a 767 pump with hose to the 750 cutter

Heavy-Duty Ratchet Cable Cutters



756

- Extra thick blades, ground flat to reduce potential for breakage
- Ratchet action for heavy-duty cutting
- Two cutting actions – fast scissor cutting for small cable and insulation; converts automatically to ratchet mode
- Anti-slip mechanism for positive ratchet action
- Rubber boot protects ratchet mechanism

SPECIFICATIONS

	COPPER	ALUMINUM
Maximum Capacity	1500 kcmil (MCM) (800 mm ²)	1500 kcmil (MCM) (800 mm ²)
Frequent Use Capacity	1000 kcmil (MCM) (500 mm ²)	1000 kcmil (MCM) (500 mm ²)
Length	27-1/2" (698 mm) long	
Jaw opening	2" (51 mm)	
Weight	11.41 lbs (5.17 kg)	

CAT. NO.	UPC NO.	DESCRIPTION
756	34081	Heavy-Duty Ratchet Cable Cutter with rubber boot.
R 34188	34188	Cutter Head Unit (Includes 2 Blades)

Two-Hand Ratchet Cable Cutter



761

- Two-handed operation provides more leverage and makes cutting large cables easier
- Short fiberglass handles make it easy to use in tight places and to store in tool boxes
- Single-speed ratchet mechanism
- Blade release allows blades to be opened in mid-cut
- Heavy-duty forged steel blades provide long life

SPECIFICATIONS

Cutting Capacity*	Copper: 1000 kcmil (MCM) (500 mm ²) Aluminum: 1000 kcmil (MCM) (500 mm ²) Communications Cable: 1-1/8" dia. (28 mm ²)
Length	10-3/4" (273 mm)
Weight	3.6 lbs (1.6 kg)

CAT. NO.	UPC NO.	DESCRIPTION
761	11761	Two-Hand Ratchet Cable Cutter
R 11768	11768	Movable Blade (761)

High Performance Ratchet Cable Cutters



773



774

- Two-speed mechanism saves cutting time by closing the blades rapidly and shifting to normal speed to perform the cut
- No more pushing on stubborn release buttons—the blades open automatically when the cut is complete
- Completely new ratchet mechanism improves durability
- Narrow profile permits use in deep boxes, against walls or on floors
- Durable, lightweight fiberglass handles
- U.S. Patent #6,766,581

SPECIFICATIONS

Maximum Capacity*	773 Copper: 500 kcmil (MCM) (240 mm ²) Aluminum: 795 kcmil (MCM) (400 mm ²) Communications Cable: 1-3/16" dia. Copper: 350 kcmil (MCM) (150 mm ²) Aluminum: 750 kcmil (MCM) (400 mm ²) Communications Cable: - 5-1/2" (394 mm) 5.3 lbs (2.4 kg)	774 Copper: 750 kcmil (MCM) (400 mm ²) Aluminum: 795 kcmil (MCM) (400 mm ²) Communications Cable: 1-3/16" dia. Copper: 500 kcmil (MCM) (240 mm ²) Aluminum: 750 kcmil (MCM) (400 mm ²) Communications Cable: - 19-1/8" (486 mm) 5.8 lbs (2.6 kg)
Frequent Use Capacity*		
Length		
Weight:		

CAT. NO.	UPC NO.	DESCRIPTION
773	01876	High Performance Ratchet Cable Cutter, 15-1/2"
774	01878	High Performance Ratchet Cable Cutter, 19-1/8"
R 10809	10809	Movable & Fixed Blades (773 & 774)

*Capacity may be less for compact and compressed cables

Ratchet Cable Cutters



45206



45207I

- Simple, one-hand operation
- Exclusive two-speed ratcheting mechanism adjusts for light/heavy cutting
- Well-suited for tight working spaces
- Blades can be opened mid-cycle
- Available with cushioned handles or with 1000V insulated cushioned handles

SPECIFICATIONS

Maximum Capacity*

45206 & 45206I

Copper: 600 kcmil (MCM) (300 mm²)
Aluminum: 600 kcmil (MCM) (300 mm²)
Communications Cable: 1-3/8" (35 mm) dia.
Copper: 500 kcmil (MCM) (240 mm²)
Aluminum: 500 kcmil (MCM) (240 mm²)
Communications Cable: -
 10" (254 mm)
 1-7/16" (36.5 mm)

Frequent Use Capacity*


Length Weight:

45207 & 45207I


Copper: 750 kcmil (MCM) (400 mm²)
Aluminum: 1000 kcmil (MCM) (500 mm²)
Communications Cable: 2" (51 mm) dia.
Copper: 600 kcmil (MCM) (300 mm²)
Aluminum: 750 kcmil (MCM) (400 mm²)
Communications Cable: -
 11" (279 mm)
 2" (51 mm)

CAT. NO.	UPC NO.	DESCRIPTION
45206	45206	Ratchet Cable Cutter (1.5 lbs/.7 kg)
45206I	12680	Ratchet Cable Cutter with Insulated Handles (1.5 lbs/.7 kg)
45207	45207	Ratchet Cable Cutter (2.4 lbs/1.1 kg)
45207I	12681	Ratchet Cable Cutter with Insulated Handles (2.4 lbs/1.1 kg)
R 45218	45218	Movable Blade (45206 & 45206I)
R 45212	45212	Fixed Blade and Handle (45206)
R 45211	45211	Movable Blade (45207 & 45207I)
R 45228	45228	Fixed Blade and Handle (45207)

Compact Ratchet Cable Cutters



759



760

- Simple, one-hand operation
- Compact – convenient for working in tight places and stores easily in tool pouches
- Single-speed ratchet mechanism
- Blade release allows blades to be opened in mid-cut
- Heavy-duty blades provide long life

SPECIFICATIONS

Maximum Capacity*

759

Copper: 500 kcmil (MCM) (240 mm²)
Aluminum: 750 kcmil (MCM) (400 mm²)
Communications Cable: 1-1/8" dia. (28 mm²).
Copper: 400 kcmil (MCM) (185 mm²)
Aluminum: 600 kcmil (MCM) (300 mm²)
Communications Cable: -
 10-1/2" (262 mm)
 1.4 lbs. (0.6 kg)

Frequent Use Capacity*

Length Weight:

760

Copper: 1000 kcmil (MCM) (500 mm²)
Aluminum: 1000 kcmil (MCM) (500 mm²)
Communications Cable: 1-3/4" dia. (42 mm²)
Copper: 750 kcmil (MCM) (400 mm²)
Aluminum: 1000 kcmil (MCM) (500 mm²)
Communications Cable: -
 11-3/4" (298 mm)
 1.75 lbs. (0.8 kg)

*Capacity may be less for compact and compressed cables

CAT. NO.	UPC NO.	DESCRIPTION
759	45277	Compact Ratchet Cable Cutter
760	17600	Compact Ratchet Cable Cutter
R 45282	45282	Movable Blade (759)
R 45281	45281	Fixed Blade (759)
R 09908	09908	Movable Blade (760)
R 09907	09907	Fixed Blade (760)
R 45297	45297	Handle Spring

Heavy-Duty Cable Cutters



SPECIFICATIONS

	718F	704	705	706
Maximum Capacity*				
Copper:	350 kcmil (MCM) (150 mm ²)	350 kcmil (MCM) (150 mm ²)	500 kcmil (MCM) (240 mm ²)	750 kcmil (MCM) (400 mm ²)
Aluminum:	-	500 kcmil (MCM) (240 mm ²)	1000 kcmil (MCM) (500 mm ²)	1000 kcmil (MCM) (500 mm ²)
Communications Cable:	1" (25 mm) dia.	1-1/4" (32 mm) dia.	1-3/4" (44 mm) dia.	1-1/2" (38 mm) dia.
Frequent Use Capacity*				
Copper:	4/0 AWG (95)	250 kcmil (MCM) (120 mm ²)	350 kcmil (MCM) (150 mm ²)	500 kcmil (MCM) (240 mm ²)
Aluminum:	350 kcmil (MCM) (150 mm ²)	350 kcmil (MCM) (150 mm ²)	750 kcmil (MCM) (400 mm ²)	750 kcmil (MCM) (400 mm ²)
Communications Cable:	-	-	-	-
Length	17-1/2" (444 mm)	21" (533 mm)	25-1/2" (648 mm)	31-1/2" (800 mm)
Weight:	2.8 lbs (1.3 kg)	3.01 lbs (1.37 kg)	5.5 lbs (2.5 kg)	6.2 lbs (2.8 kg)

718F, 704, 705 and 706

- Strong, lightweight fiberglass handles
- Adjustable pivot bolt provides for blade adjustment

704, 705 and 706

- Replaceable, forged, heat-treated, and precision ground blades
- Made in the USA



CAT. NO.	UPC NO.	DESCRIPTION
718F	10507	Heavy-Duty Cable Cutter, 17-1/2"
704	24564	Heavy-Duty Cable Cutter, 21"
705	05923	Heavy-Duty Cable Cutter, 25-1/2"
706	22291	Heavy-Duty Cable Cutter, 31-1/2"
R 24565	24565	704 Cutter Unit (Includes 2 Blades)
R 24567	24567	704 Handle Unit (Includes Handle, Sleeve, Grip)
R 05930	05930	705 Handle Unit (Includes Handle, Sleeve, Grip)
R 06555	06555	705 & 706 Cutter Unit (Includes 2 Blades)
R 22296	22296	706 Handle Unit (Includes Handle, Sleeve, Grip)

*Capacity may be less for compact and compressed cables

718 Cable Cutter



- Economical, lightweight, fits easily into tool boxes
- Heat-treated, precision ground, shear action blades
- Steel handles with rubber grips for leverage
- Made in the USA



SPECIFICATIONS

	COPPER	ALUMINUM
Maximum Capacity*	350 kcmil (MCM) (150 mm ²)	-
Frequent Use Capacity	4/0 (95 mm ²)	350 kcmil (MCM) (150 mm ²)
Length	18" (457 mm)	
Weight:	2.78 lbs (1.3 kg)	

CAT. NO.	UPC NO.	DESCRIPTION
718	30208	Cable Cutter

*Capacity may be less for compact and compressed cables

718HL Cable Cutter



- Unique "double joint" reduces handle effort required by 25% and increases cutting capacity to 500 kcmil
- Fits into tool boxes
- Heat-treated, precision ground, shear action blades
- Strong steel handles with molded grips for good leverage
- Patent Pending

SPECIFICATIONS

	COPPER	ALUMINUM
Maximum Capacity*	500 kcmil	500 kcmil
Frequent Use Capacity	350 kcmil	500 kcmil
Length	18" (457 mm)	
Weight:	3.25 lbs (1.5 kg)	

CAT. NO.	UPC NO.	DESCRIPTION
718HL	12847	Cable Cutter

*Capacity may be less for compact and compressed cables

Cable Cutter

727M



727

- Easily cuts heavier copper and aluminum cables up to 2/0 (70 mm²)
- Precision-ground, shear-action, curved cutting blades
- 727 has PVC-covered, high-leverage handles for easier cuts
- 727M has cushion grip, high-leverage handles for added comfort
- Heat-treated for long life
- Made of heavy-duty forged steel
- Rust-resistant black oxide finish

SPECIFICATIONS

Maximum Capacity*	Copper: 2/0 (70 mm ²) Aluminum: - Communications Cable: -
Frequent Use Capacity*	Copper: #1 AWG (35 mm ²) Aluminum: 2/0 (70 mm ²) Communications Cable: 100 pair
Length	10-3/4" (273 mm)
Weight:	3.6 lbs. (1.6 kg)

CAT. NO.	UPC NO.	DESCRIPTION
727	31291	Cable Cutter
727M	12629	Cable Cutter with Molded Grip

*Capacity may be less for compact and compressed cables

Gator® ETS12L Battery-Powered Bolt Cutter

AVAILABLE AS
BARE TOOL

18V
Lithium-Ion

LED



ETS12L



- Designed to cut one-time disposable locks, shipping container seals and small diameter bolts
- State of the art 18V lithium ion (Li-ion) battery provides 70% more cycles per charge and faster cycle times
- LED light provides the operator with the battery charge and tool maintenance status
- In line tool style is light weight and very easy to control
- One trigger controls all tool functions
- Cutting head rotates 350°
- Tools automatically retract when the cutting cycle is complete
- Overmolded tacky grip areas make gripping the tool easier and more comfortable
- LED work light illuminates dark work areas
- Greenlee battery-powered crimping tools now use bio-degradable oil
- Smart chargers control the charging current, charging voltage and battery temperature to maximize battery life
- Available with 120V, 12V or 230V battery charger or with 120V or 230V corded adapter in place of batteries and charger

SPECIFICATIONS

Length	13-5/8" (365 mm)
Weight	4.4 lbs. (2.0 kg)
Battery	18V 1.5 Ah Li-ion
Battery Charge Time	30 Minutes
Est. Cycles per Charge	200

CUTTING CAPACITY

Common Bolt	1/2" diameter
Grade 5 Bolt	7/16" diameter
Grade 8 Bolt	5/16" diameter
Threaded Rod	1/2" diameter
One-Time Disposable Lock	4 AWG Alumoweld
Boa Lock	BL-9
Grade 40 Rebar	3/8" diameter
Steel Rod	3/8" diameter (1/2" diameter using two cycles)
Ground Rod	3/8" diameter (1/2" diameter using two cycles)
Copper and Aluminum Cable	2/0 AWG
ACSR	3/0 AWG Pigeon (4/0 AWG Pigeon using two cycles)
Guy Strand	5/16" diameter (3/8" diameter using two cycles)
EHS Guy Strand	5/16" diameter
Aircraft Cable	1/4" diameter

CAT. NO.	UPC NO.	DESCRIPTION
ETS12L11	52134	Battery Bolt & Lock Cutter-120V Charger
ETS12L12	52135	Battery Bolt & Lock Cutter-12V Charger
ETS12L22	52136	Battery Bolt & Lock Cutter-220V Charger
ETS12L120	52137	Bolt & Lock Cutter w/120V AC Adapter
ETS12L230	52138	Bolt & Lock Cutter w/230V AC Adapter
ETS12LB	01139	ETS12 Bare Bolt & Lock Cutter
B 25752	25752	Carrying Case
R 52177	52177	18V 1.5 Ah Li-ion Battery
R 56288	56288	Cutter Blade Kit
R 52178	52178	120V Charger
R 52179	52179	230V Charger
R 52180	52180	12V Charger

Gator® ETS8L Cable Tray Cutter

AVAILABLE AS
BARE TOOL

18V
Lithium-Ion



ETS8L11



- Cuts basket style cable tray wires in 2 seconds
- Makes flush cuts
- State of the art 18V lithium ion (Li-ion) battery provides 70% more cycles per charge and faster cycle times
- LED light provides the operator with the battery charge and tool maintenance status
- In line tool style is light weight and very easy to control
- One trigger controls all tool functions
- Cutting head rotates 350°
- Tools automatically retract when the cutting cycle is complete
- Overmolded tacky grip areas make gripping the tool easier and more comfortable
- LED work light illuminates dark work areas
- Greenlee battery-powered crimping tools now use bio-degradable oil
- Smart chargers control the charging current, charging voltage and battery temperature to maximize battery life
- Available with 120V, 12V or 230V battery charger or with 120V or 230V corded adapter in place of batteries and charger

SPECIFICATIONS

Weight	3.3 lbs (1.5 kg)
Length	12-1/8" (308 mm)
Battery	18V 1.5 Ah Li-ion
Battery Charge Time	30 Minutes
Est. Cycles per Charge	400

CUTTING CAPACITIES

MATERIAL	DIAMETER				
	1/16"	1/8"	3/16"	1/4"	5/16"
Cable Tray (Mild steel, Zinc Plated)	✓	✓	✓	✓	✓
Cable Tray (Stainless Steel)	✓	✓	✓	✓	✓
Threaded Rods	✓	✓	✓	✓	✓
Threaded Rods, Stainless Steel	✓	✓	✓	✓	✓
Steel Bolts (Grade 2)	✓	✓	✓	✓	✓
Steel Bolts (Grade 8)	✓	✓	✓		

CAT. NO.	UPC NO.	DESCRIPTION
ETS8L11	52139	Battery Cable Tray Cutter w/120V Charger
ETS8L12	52140	Battery Cable Tray Cutter w/12V Charger
ETS8L22	52141	Battery Cable Tray Cutter w/230V Charger
ETS8L120	52142	Cable Tray Cutter w/120V AC Adapter
ETS8L230	52143	Cable Tray Cutter w/230V AC Adapter
ETS8LB	01140	ETS8 Bare Cable Tray Cutter
52177	52177	18V 1.5 Ah Li-ion Battery
25752	25752	Carrying Case
19987	19987	Blade Set
52178	52178	120V Charger
52179	52179	230V Charger
52180	52180	12V Charger

ACSR, GUY STRAND & STEEL CUTTING

Selection Guide for ACSR, Guy Strand & Steel Cutters

	ACSR	STD. GUY STRAND	EHS GUY STRAND	GROUND ROD	REBAR (SCHEDULE 60)	PAGE #
BATTERY-POWERED						
ES20L	336.4 kcmil (Merlin)		3/8" (9 mm)	3/8" (9 mm)	3/8" (9 mm)	233
ESG25L	636 kcmil (Grosbeak)		5/8" (16 mm)	3/8" (9 mm)	3/8" (9 mm)	234
ESG55L	2515 kcmil (Joree 76/19)	5/8" (16 mm)	9/16" (14 mm)	3/4" (19 mm)	5/8" (16 mm)	235
ESG45L	1590.0 kcmil	5/8" (16 mm) dia.	1/2"	5/8" (16 mm) dia.	1/2" (13 mm) dia.	236
ES25	636 kcmil (except Egret)					234
HYDRAULIC-TYPE						
HK520	336.4 kcmil	1/2" (13 mm) dia.		1/2" (13 mm) dia.	7/16" (11 mm)	236
RATCHET-TYPE						
776	636.0 kcmil*					237
757	954.0 kcmil			1/2" (13 mm) dia.		237
758		1/2" (13 mm) dia.	1/2" (13 mm) dia.	1/2" (13 mm) dia.		237
MANUAL						
749	2/0 AWG					238
CUTTER DIES						
00949	477.0 kcmil	5/8" (16 mm) dia.	5/8" (16 mm) dia.	5/8" (16 mm) dia.	5/8" (16 mm) dia.	238
KD6-27	4/0 AWG					238

* For core diameters less than 0.32"

Gator® Battery ACSR Cutter

AVAILABLE AS
BARE TOOL

18V
Lithium-Ion



ES20L11



- The ES20L is unique in that it has scissor style blades
- It is the only battery ACSR cutter that will cut the short tag cable ends on H-tap style connectors
- The ES20L will cut up to 336 kcmil ACSR

SPECIFICATIONS

Length	15" (381 mm)
Width	2-7/8" (73 mm)
Height	4-1/2" (114 mm)
Weight	4.6 lbs (2 kg)
Battery	18V 3.0 Ah Li-Ion
Est. Cycles Per Charge	100
Capacity	Max Diameter 3/4"
ACSR	336.4 kcmil (Merlin)
Guy Strand (not EHS)	3/8" (9 mm)
Ground Rod	3/8" (9 mm)
Rebar (Schedule 60)	3/8" (9 mm)

CAT. NO.	UPC NO.	DESCRIPTION
ES20L11	13935	Cutter, ACSR BAT, 120V Charger
ES20L12	13936	Cutter, ACSR BAT, 12V Charger
ES20L22	13937	Cutter, ACSR BAT, 230V Charger
ES20LB	01152	ES20 Bare Cutter
ES20E	05526	Blade Kit

B

Gator® ESG25L Battery ACSR Cutter

AVAILABLE AS
BARE TOOL

18v
Lithium-Ion



LED

ACSR

ESG25L11



- The ESG25L will cut up to 636 kcmil cable making it an excellent tool for distribution crews
- It is an in line tool so it is lightweight and very easy to handle

SPECIFICATIONS

Length	15" (381 mm)
Width	2-7/8" (73 mm)
Height	4-1/2" (114 mm)
Weight	4.6 lbs (2 kg)
Battery	18V 3.0 Ah Li-Ion
Est. Cycles Per Charge	100
Capacity	Max Diameter 1" (25 mm)
ACSR	636 kcmil (Grosbeak)
Guy Strand (not EHS)	5/8" 16 mm
Ground Rod	3/8" (9 mm)
Rebar (Schedule 60)	3/8" (9 mm)
Wire Rope	1/2" (13 mm)

CAT. NO.	UPC NO.	DESCRIPTION
ESG25L11	12383	Cutter, ACSR BAT, 120V Charger
ESG25L12	12387	Cutter, ACSR BAT, 12V Charger
ESG25L22	12384	Cutter, ACSR BAT, 230V Charger
ESG25LB	01147	ESG25 Bare Cutter

Gator® ES25 Battery-Powered ACSR Cutter

ACSR

ES2511



- Cuts ACSR type cables through 636 kcmil (except Egret)
- One-hand operation permits operator to control the cable with a free hand
- Capable of making approximately 50 cuts of Grosbeak or 120 cuts of Merlin per battery charge
- Blades are specially contoured and hardened to cut both aluminum and steel strands
- Operator can switch between reverse and forward direction with one finger
- Powerful 14.4 volt battery charges in less than one hour
- Includes two batteries, battery charger, and molded carrying case
- Choice of 120 volt or 230 volt battery charger

SPECIFICATIONS

Capacity	ACSR	636 kcmil (except Egret)
	Aluminum	1500 kcmil
Length	14-3/4" (375 mm)	
Weight	7.7 lbs (3.5 kg)	
Battery	14.4V, NiCd	
Battery Charge Time	1 Hour	

CAT. NO.	UPC NO.	DESCRIPTION
ES2511	35369	Battery ACSR Cutter, 120V Charger
ES2522	22132	Battery ACSR Cutter, 230V Charger
76807	76807	Blade Kit
11851	11851	14.4V NiCd Battery
11845	11845	Carrying Case
11841	11841	120V Charger
11856	11856	230V Charger

Gator® ESG55L Battery ACSR Cutter


 AVAILABLE AS
BARE TOOL
18v
 Lithium-Ion


ESG55L11

SPECIFICATIONS

Length	18-1/8" (460 mm)
Width	3-1/8" (80 mm)
Height	13-1/4" (337 mm)
Weight	17.5 lb. (8 kg)
Battery	18V 3.0 Ah Li-ion
Est. Cycles Per Charge	80
Capacity	Max Diameter: 2-1/8"
ACSR	2515 kcmil (Joree 76/19)
Guy Strand	5/8" (16 mm)
EHS Guy Strand	9/16" (14 mm)
Ground Rod	3/4" (19 mm)
Rebar (Schedule 60)	5/8" (16 mm)
Soft steel bolts	3/4" (19 mm)

- The ESG55L with a 2-1/8" capacity is designed to cut the largest ACSR cables, ground rods and guy strands
- It makes an excellent tool for transmission construction and maintenance crews
- Designed specifically to cut ACSR, guy strand and ground rods
- State of the art 18V lithium ion (Li-ion) battery provides 70% more cycles per charge and faster cycle times
- Retraction Stop allows the operator to stop the ram retraction at any point simply by tapping the trigger, and then starting the next cutting cycle from that point saving time and energy
- LED light provides the operator with the battery charge and tool maintenance status
- Two-stage hydraulic system provides fast advance and power speeds, saving time
- Forward handle position improves tool balance
- One trigger controls all tool functions
- Cutting head rotates 350°
- Tools automatically retract when the cutting cycle is complete
- Overmolded tacky grip areas make gripping the tool easier and more comfortable
- LED work light illuminates dark work areas
- Greenlee battery-powered cutting tools now use bio-degradable oil
- Smart chargers control the charging current, charging voltage and battery temperature to maximize battery life
- Available with 120V, 12V or 230V battery charger or with 120V or 230V corded adapter in place of batteries and charger
- U.S. Patents #6,206,663 and #6,065,326

CAT. NO.	UPC NO.	DESCRIPTION
ESG55L11	13006	Cutter, ACSR BAT, 120V Charger
ESG55L12	13007	Cutter, ACSR BAT, 12V Charger
ESG55L22	13008	Cutter, ACSR BAT, 230V Charger
B ESG55LB	01153	ESG55 Bare Cutter
52176	52176	18V 3.0 Ah Li-ion Battery
12274	12274	Carrying Strap
52178	52178	120V Charger
52179	52179	230V Charger
52180	52180	12V Charger
10118	10118	Carrying Case for ESG45L

Gator® ESG45L Battery-Powered ACSR & Guy Wire Cutters



AVAILABLE AS
BARE TOOL

18V
Lithium-Ion



ESG45L11

- Designed specifically to cut ACSR, guy strand and ground rods
- State of the art 18V lithium ion (Li-ion) battery provides 70% more cycles per charge and faster cycle times
- Retraction Stop allows the operator to stop the ram retraction at any point simply by tapping the trigger, and then starting the next cutting cycle from that point saving time and energy
- LED light provides the operator with the battery charge and tool maintenance status
- Two-stage hydraulic system provides fast advance and power speeds, saving time
- Forward handle position improves tool balance
- One trigger controls all tool functions
- Cutting head rotates 350°
- Tools automatically retract when the cutting cycle is complete
- Overmolded tacky grip areas make gripping the tool easier and more comfortable
- LED work light illuminates dark work areas
- Greenlee battery-powered cutting tools now use bio-degradable oil
- Smart chargers control the charging current, charging voltage and battery temperature to maximize battery life
- Available with 120V, 12V or 230V battery charger or with 120V or 230V corded adapter in place of batteries and charger
- U.S. Patents #6,206,663 and #6,065,326

SPECIFICATIONS

Length	16-5/8" (423 mm)
Height	13" (330 mm)
Weight	13 lbs (5.9 kg)
Battery	18V 3.0 Ah Li-ion
Battery Charge Time	1 hour
Est. Cycles per Charge	90
Capacity	
ACSR:	1590 kcmil (MCM), (Falcon 54/19)
Standard Guy Strand:	5/8" diameter (16 mm diameter)
EHS Guy Strand:	1/2" diameter (13 mm diameter)
Ground Rod:	5/8" diameter (16 mm diameter)
Rebar (schedule 60):	1/2" diameter (13 mm diameter)
Wire Rope:	5/8" diameter (16 mm diameter)
Copper and Aluminum Cable:	1500 kcmil (MCM) (800 mm ²)
Soft Steel Bolts:	5/8" diameter (16 mm diameter)

CAT. NO.	UPC NO.	DESCRIPTION
ESG45L11	52124	Battery-Powered ACSR Cable Cutter, 120V Charger
ESG45L12	52125	Battery-Powered ACSR Cable Cutter, 12V Charger
ESG45L22	52126	Battery-Powered ACSR Cable Cutter, 230V Charger
ESG45L120	52127	Cable Cutter w/120V AC Adapter
ESG45L230	52128	Cable Cutter w/230V AC Adapter
B ESG45LB	01141	ESG45 Bare Cable Cutter
R ESG45ESI	10398	Movable Blade
R ESG45EF	10397	Fixed Blade
R 52176	52176	18V 3.0 Ah Li-ion Battery
R 10118	10118	Carrying Case for ESG45L
A 12274	12274	Carrying Strap
R 52178	52178	120V Charger
R 52179	52179	230V Charger
R 52180	52180	12V Charger

Hydraulic ACSR Cable Cutter



HK520

- Hydraulic cutter takes the effort out of cutting tough cables
- Flip-open head provides strength while making it easy to cut long lengths
- Head rotates 180°
- Thumb release lever for quick blade retraction.

SPECIFICATIONS

Capacity	ACSR: 336.4 kcmil (MCM) Standard Guy Wire, Ground Rod: 1/2" (13 mm) Soft Steel Bolts: 11/16" (17 mm) Wire Rope: 3/4" (19 mm) Rebar: 7/16" dia. (Schedule 60)
Length	14.5" (368 mm)
Weight	5.7 lbs (2.6 kg)

CAT. NO.	UPC NO.	DESCRIPTION
HK520	08031	Hydraulic ACSR Cable Cutter
R 00336	00336	Cutter Blade
R 00301	00301	Fixed Cutter Head

High Performance Ratchet ACSR Cable Cutter



776

- Two-speed mechanism saves cutting time by closing the blades rapidly and shifting to normal speed to perform the cut
- Patented mechanism opens the blades automatically when the cut is complete (U.S. Patent #6,766,581)
- Completely new ratchet mechanism provides excellent durability
- Short length fits easily into truck bins
- Durable, lightweight fiberglass handles

SPECIFICATIONS

Capacity	Cuts ACSR through 636 kcmil with steel core diameters less than 0.32"
Specifically cuts:	All 336.4 and Smaller ACSR plus: 397.5 - Brant, Chickadee, Ibis 477.0 - Pelican, Flicker, Hawk 556.5 - Osprey, Parakeet 605.0 - Peacock 636.0 - Kingbird, Swift, Rook
Length	20" (508 mm)
Weight	6.2 lbs (2.8 kg)

CAT. NO.	UPC NO.	DESCRIPTION
776	02826	High Performance ACSR Cable Cutter
R 11397	11397	Movable & Fixed Blade Set

Ratchet ACSR Cable Cutter



757

- Extra-thick blades, ground flat to reduce potential for breakage
- Ratchet action for increased cutting power
- Two cutting actions – fast scissor cutting for small cable; converts automatically to ratchet mode
- Anti-slip mechanism for positive ratchet action
- Rubber boot protects ratchet mechanism

SPECIFICATIONS

Capacity	954 kcmil (MCM) ACSR, 1/2" (12.7 mm) soft steel rod
Length	29-1/4" (743 mm)
Jaw opening	1.18" (30 mm)
Weight	12.22 lbs (5.54 kg)

CAT. NO.	UPC NO.	DESCRIPTION
757	34084	Ratchet ACSR Cable Cutter
R 34187	34187	Cutter Head Unit (Includes 2 Blades)

EHS Guy Wire Cutter



758

SPECIFICATIONS

Capacity	1/2" EHS and standard Guy Wire, 1/2" Mild Steel Rods and Bolts
Length	27-3/4" (704 mm)
Weight	10 lbs. 12 oz. (4.8 kg)

- Cuts 1/2" Extra High Strength (EHS) and standard guy wire
- Cuts 1/2" (12.7 mm) mild steel rods and bolts
- Has two cutting actions – single-motion cutting for small cable, ratchet action for heavy-duty cutting
- Anti-slip mechanism for positive ratchet action

CAT. NO.	UPC NO.	DESCRIPTION
758	01274	Heavy-Duty Ratchet Guy Wire Cutter
R 03548	03548	Cutter Head Unit (Includes Blades, Blade Holder, Insert and Hardware)

Guy Wire Cutter Dies



SPECIFICATIONS

Capacity	Guy Wire: 5/8" (16 mm) dia. Ground Rod: 5/8" (16 mm) dia. EHS Guy Wire: 5/8" (16 mm) dia. Soft Steel Bolts: 5/8" (16 mm) dia. Rebar (grade 60): 5/8" (16 mm) dia. ACSR: 477 kcmil (MCM) (240 mm ²)
-----------------	---

- Works with any crimping tool that accepts 12-ton "U" type dies
- Less costly than dedicated cutting tools
- Simple to install in crimping tools
- Requires no adjustments for cutting different materials
- Will cleanly cut guy wire (including EHS), grade 60 rebar, ground rod, soft steel bolts up to 5/8" (16 mm) and up to 477 kcmil (MCM) (240 mm²) ACSR
- U.S. Patent Number 5,775,158

CAT. NO.	UPC NO.	DESCRIPTION
00949	00949	Cutting dies for 12-ton "U" die type crimping tools

KD6-27 Cutter Dies



SPECIFICATIONS

Capacity	4/0 ACSR
-----------------	----------

- "W" style dies for cutting ACSR
- Now, with improved steel and heat treatment for better durability
- Can be used with any crimping tool that accepts "W" dies
Including: Greenlee K4250, K425BG, EK622L, ECCXL (with UAW adapters) and EK628L (with CJD3 jaws)
- Similar to Burndy W-28K

CAT. NO.	UPC NO.	DESCRIPTION
KD6-27	10182	"W" Style Cutting Dies for ACSR

ACSR Cable Cutter



CAT. NO.	UPC NO.	DESCRIPTION
749	32913	ACSR Cable Cutter
04663	04663	Bolt & Nut Set

- Precision-machined, forged steel blades
- Cuts ACSR service entrance cable
- Steel handles with rubber hand grips

SPECIFICATIONS

Capacity	ACSR Cable: 2/0, 7/16" (11.1 mm) Piano Wire: 1/8" (3.2 mm) Copper/Aluminum Cable: 350 kcmil (mcm) (150 mm ²)
Length	28" (711 mm)
Weight	5.66 lbs (2.6 kg)

Steel Cable & Wire Rope Cutter



CAT. NO.	UPC NO.	DESCRIPTION
722	19990	Wire Rope & Cable Cutter

- Cuts small diameter wire rope & wire
- Heavy-duty forged steel blades and handles
- Heat treated, precision ground and shear action cutting blades
- Cushioned handle grips

SPECIFICATIONS

Capacity	Soft Wire Rope: 1/4" (6 mm) dia. Aircraft Cable: 3/16" (5 mm) dia. Hard Steel Wire: 3/16" (5 mm) dia. Copper/Aluminum Cable: 15/64" (6 mm) dia.
Length	7-7/8" (200 mm)
Weight	.75 lbs (.34 kg)

COMMUNICATIONS AND UNDERGROUND POWER CABLE CUTTING

Gator® ESC105 Battery-Powered Cable Cutter

AVAILABLE AS
BARE TOOL



18V
Lithium-Ion



ESC105L11



SPECIFICATIONS

Capacity*	4" dia. (105 mm) Communications, Cu & Al power cables
Length	13-3/4" (604 mm)
Height	22 lbs. (9.9 kg)
Battery	18V, 3.0 Ah, Li-ion
Cycles per Battery Charge	40
Battery Charge Time	1 hour

* Not for cutting ACSR, guy strand, or other cables with steel strands

- For cutting large diameter underground power and communications cables, including armored cables
- State of the art 18V lithium ion (Li-ion) battery provides 70% more cycles per charge and faster cycle times
- Retraction Stop allows the operator to stop the ram retraction at any point simply by tapping the trigger, and then starting the next cutting cycle from that point saving time and energy
- LED light provides the operator with the battery charge and tool maintenance status
- Two-stage hydraulic system provides fast advance and power speeds, saving time
- Scissor-style blades are easy to fit around cables
- Side handle enhances operator control
- Forward handle position improves tool balance
- One trigger controls all tool functions
- Cutting head rotates 350°
- Tools automatically retract when the cutting cycle is complete
- Overmolded tacky grip areas make gripping the tool easier and more comfortable
- LED work light illuminates dark work areas
- Greenlee battery-powered cutting tools now use bio-degradable oil
- Smart chargers control the charging current, charging voltage and battery temperature to maximize battery life
- Available with 120V, 12V or 230V battery charger or with 120V or 230V corded adapter in place of batteries and charger

CAT. NO.	UPC NO.	DESCRIPTION
ESC105L11	52145	Cutter, Cable 120V AC Adapter
ESC105L12	52146	Cutter, Cable 12V AC Adapter
ESC105L22	52147	Cutter, Cable 230V AC Adapter
B ESC105LB	01142	ESC105 Bare Cable Cutter
10118	10118	Carrying Case
12274	12274	Carrying Strap
52178	52178	120V Charger
52179	52179	230V Charger
52180	52180	12V Charger
52176	52176	18V 3.0 Ah Li-ion Battery

Gator® ESC85L Battery-Powered Cable Cutter



AVAILABLE AS
BARE TOOL

18V
Lithium-Ion

LED



ESC85L11

- For cutting large diameter underground power and communications cables
- State of the art 18V lithium ion (Li-ion) battery provides 70% more cycles per charge and faster cycle times
- Retraction Stop allows the operator to stop the ram retraction at any point simply by tapping the trigger, and then starting the next cutting cycle from that point saving time and energy
- LED light provides the operator with the battery charge and tool maintenance status
- Two-stage hydraulic system provides fast advance and power speeds, saving time
- Scissor-style blades are easy to fit around cables
- Side handle enhances operator control
- Forward handle position improves tool balance
- One trigger controls all tool functions
- Cutting head rotates 350°
- Tools automatically retract when the cutting cycle is complete
- Overmolded tacky grip areas make gripping the tool easier and more comfortable
- LED work light illuminates dark work areas
- Greenlee battery-powered cutting tools now use bio-degradable oil
- Smart chargers control the charging current, charging voltage and battery temperature to maximize battery life
- Available with 120V, 12V or 230V battery charger or with 120V or 230V corded adapter in place of batteries and charger

SPECIFICATIONS

Capacity	3-3/8" dia. (85 mm)* Communications, Cu & Al power cables
Length	21" (533 mm)
Height	14.9 lbs (6.7 kg)
Battery	18V 3.0 Ah Li-ion
Battery Charge Time	1 hour
Est. Cycles per Charge	90

SDK105 Remote Cable Cutter - 4"



SDK105

- Easily cuts large diameter underground distribution, armored and communication cables
- Scissor-style blades are easy to fit around cables and can pick up cables off the ground
- Two handles provide good control and quick positioning for making cuts
- 3/8" male screw-type hydraulic coupler

SPECIFICATIONS

Capacity	4" (105 mm) diameter Cu and Al Power Cables Including Soft Steel Armored, Lead Sheathed and Communications Cables
Length	20" (510 mm)
Weight	17 lbs (7.7 kg)
Maximum Operating Pressure	10,000 psi (700 bar)
Required Oil Volume	8.6 in³ (140 ml)

CAT. NO.	UPC NO.	DESCRIPTION
SDK105	01870	Remote Cable Cutter - 4"

Remote Hydraulic Cutting

**NEW
PRODUCT**

SDG45



SDG55



SDG85



SDG105



SDK105



- Guillotine cutting heads provide additional safety and cutting control
- Precision blades provide clean cuts every time
- Dual position handles for easy operation and transport
- Light-weight, compact design for professional linemen

CAT. NO.	UPC NO.	DESCRIPTION
N SDG45	01555	Remote Acsr Cable Guillotine Cutter, 45 mm
N SDG55	01556	Remote Acsr Cable Guillotine Cutter, 55 mm
N SDG85	01522	Remote Cable Guillotine Cutter, 85 mm
N SDG105	01526	Remote Cable Guillotine Cutter, 105 mm
N SDK105	01870	Remote Cable Scissor Cutter, 105 mm
01059	01059	Hose Assy, 1/4" X 6' 3/8M&3/8"F Filled
01058	01058	Hose Assy, 1/4" X 6' 3/8M&1/4"M Filled
05850	05850	Hose Assy, 1/4" X 10' 3/8M&3/8"F Filled
17707	17707	Hose Assy, 1/4" X 10' 3/8M&1/4"M Filled

SPECIFICATIONS	SDG45	SDG55	SDG85	SDG105	SDK105
Length	16-5/8" (423 mm)	18-18" (460 mm)	21" (533 mm)	23-3/4" (604 mm)	20" (510 mm)
Weight	8.38 lb (3.8 kg)	12.35 lb (5.6 kg)	9.48 lb (4.3 kg)	16.98 lb (7.7 kg)	17 lb (7.7 kg)
Connector	3/8" NPT Male (Screw Type)	3/8" NPT Male (Screw Type)	3/8" NPT Male (Screw Type)	3/8" NPT Male (Screw Type)	3/8" NPT Male (Screw Type)
Communications, CU & Al Power Cables	1-3/4" (50 mm)	2-1/8" (55 mm)	3-3/8" (85 mm)	4" (105 mm)	4" (105 mm)
ACSR	1590 kcmil (MCM)	2515 kcmil (MCM)			
Standard Guy Strand	5/8" (16 mm)	5/8" (16 mm)			
EHS Guy Strand	1/2" (13 mm)	9/16" (14 mm)			
Ground Rod	5/8" (16 mm)	3/4" (19 mm)			
Rebar	1/2" (13 mm)	5/8" (16 mm)			
Wire Rope	5/8" (16 mm)	5/8" (16 mm)			
Copper and Aluminum Cable	1500 kcmil (MCM)	1500 kcmil (MCM)			

Ratchet Communications Cutter



This versatile cutter has a specially designed moving blade to handle the larger diameter telephone cable and soft drawn copper and aluminum

- Cuts up to 2,700 pair 3" telephone cable
- Blade release for safety and fast backout
- Ratchet lock
- Blades are manufactured from high carbon tool steel and heat-treated for long life
- Rust-resistant, black oxide finish

SPECIFICATIONS

Length	11-1/2" (287 mm)
Weight	2.8 lbs (1.3 kg)

CAT. NO.	UPC NO.	DESCRIPTION
45240	45240	Telco Ratchet Cutter
45241	45241	Movable Blade
45242	45242	Fixed Blade

Heavy-Duty Manual Communications Cable Cutter



- Forged and heat-treated blades specially designed for communications cable
- Easily cuts cables up to 2-1/4" (57 mm) in diameter
- Makes clean cuts with minimal distortion on lead, rubber, PVC and polyethylene-sheathed cables
- Blades and handles are replaceable in case of damage
- Precision-ground, shear-type blades
- Fiberglass handles with non-slip rubber grips

SPECIFICATIONS

Cutting Capacity	2-1/4" (57 mm) Communications Cable (900 pair, 24 AWG)
Length	37" (940 mm)
Weight	7.2 lbs (3.3 kg)

CAT. NO.	UPC NO.	DESCRIPTION
765	06011	Heavy-Duty Communications Cutter
05935	05935	Cutter Blade (765) (2 required)



Greenlee Crimping Tool Capacities

TOOL TYPE	4 TON	4.5 TON (4)	6 TON	12 TON (5)		15 TON	ROTATING DIE (1)				QUAD-POINT DIELESS		DIELESS	
	EK410L	K4250 K425BG	EK628L (6) EK622L ECCXL	HK1230 EK1230L HKL1232	RK1240 HK1240 EK1240L	RK1550 EK1550	K111	K05-1GL K05-1SPGL	K09-2GL K09-2.5SPGL	K09-3GL	RK06AT HK06AT EK06ATL	RK06FT HK06FT EK06FTL	1981	EK12IDL HK12ID
CONNECTOR TYPE														
INDUSTRIAL														
Copper Lugs			8-600 (2)	8-750	8-750	8-1500	8-1	8-1/0	8-4/0	3/0-400	6-500	6-750	8-250	4-1000
Copper Splices	8-300	8-500	8-600 (2)	8-400	8-750	8-1500	8-1	8-1/0	8-4/0	3/0-400	6-500	6-750	8-250	4-1000
Aluminum Lugs	8-2/0	8-4/0	8-300 (3)	8-750	8-750	8-1000					6-400	6-750	8-4/0	6-1000
Aluminum Splices	8-2/0	8-4/0	8-300 (3)	8-400	8-750	8-1000					6-400	6-750	8-4/0	6-1000
Copper "C" Taps		10-2	12-2 (4)	12-400	12-400	8-1000								
Aluminum "H" Taps				6-500	6-500	6-1000								
Aluminum Pin														
Adapters	6-1/0	6-1/0 (3)	6-500	6-750	6-750									
GROUNDING														
Ground Grid														
Connectors			6-3 (4)	6-500	6-500	6-500								
Copper "E" Taps				6-500	6-500	6-500								
OVERHEAD														
5/8" Service														
Ent. Connectors	10-1/0	10-1/0	10-1/0 (4)	10-1/0	10-1/0	10-1/0					4-350	4-350		
.840 Service Ent.														
Connectors	1/0-4/0	1/0-4/0	1/0-4/0 (4)	1/0-4/0	1/0-4/0	1/0-4/0					4-350	4-350		
Aluminum "H" Taps		6-4/0	6-4/0 (4)	6-500	6-500	6-900								
Copper "H" Taps		10-2	12-2 (4)	12-4/0	12-4/0	12-4/0								
Copper Tension														
Splice		6-2/0	6-2/0 (4)	6-500	6-500	6-500					6-4/0	6-4/0		
All Aluminum														
Tension Splice		6-4/0	6-4/0 (4)	6-587.5	6-587.5	6-587.5								
One Piece ACSR														
Tension Splice		4-1/0	4-1/0 (4)	4-556.5	4-556.5	4-556.5					4-477	4-477		
Two Piece ACSR														
Tension Splice		2-477	2-4/0 (4)	2-556.5	2-556.5	2-900								
Aluminum Jumper														
Splice		4-266.8	4-266.8 (4)	4-556.5	4-556.5	4-795								
Stirrups		2-4/0	6-4/0 (4)	6-500	6-500	6-500								
Aluminum Lugs		2-1/0	4-4/0 (4)	4-556.5	4-556.5	4-795								
Copper Lugs		6-1/0	1/0-2/0 (4)	1/0-500	1/0-500	1/0-500								

Feature Legend of Icons



Intelli-CRIMP™
Technology



18V Lithium-Ion
Battery



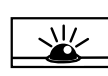
Automatic
Retraction
Stop



Retraction
Stop Repeat



LED Work
Light



Battery
LED Monitor



Crimping
Force in
TONS

DIELESS

Crimping Tool
that does not
require die set

DIE-TYPE CRIMPING

Gator® Battery-Powered 4-Ton Crimping Tool



4-TON
EK410L

- Intelligent Crimping System Technology includes a pressure sensor that monitors the crimping force of each crimp and provides the operator a visual and audible alert if the force is below specifications
- State of the art 18V lithium ion (Li-ion) battery provides 70% more cycles per charge and faster cycle times
- LED light provides the operator with the battery charge and tool maintenance status
- In line tool style is light weight and very easy to control
- One trigger controls all tool functions
- Crimping head rotates 350°
- Tools automatically retract when the crimping or cutting cycle is complete
- Overmolded tacky grip areas make gripping the tool easier and more comfortable
- LED work light illuminates dark work areas
- Greenlee battery-powered crimping tools now use bio-degradable oil
- Smart chargers control the charging current, charging voltage and battery temperature to maximize battery life
- Used with Greenlee KC4, KA4 and KD4 crimping dies
- Available with 120V, 12V or 230V battery charger or with 120V or 230V corded adapter in place of batteries and charger

SPECIFICATIONS

Capacity	8 AWG to 300 kcmil (MCM) copper color-coded connectors 8 AWG to 2/0 AWG aluminum color-coded connectors 5/8" service entrance connectors 840 service entrance connectors
Crimping Force	7,900 lbs (35 kN)
Length	13-1/4" (337 mm)
Width	2-7/8" (73 mm)
Weight	4 lbs (1.8 kg)
Crimp Cycle Time	~4 seconds
Battery	18V 1.5 Ah Li-ion
Battery Charge Time	30 minutes
Est. Cycles per Charge	200

Crimping dies on page 259

CAT. NO.	UPC NO.	DESCRIPTION
EK410L11	52089	4-Ton Battery-Powered Crimping Tool, 120V Charger
EK410L12	52090	4-Ton Battery-Powered Crimping Tool, 12V Charger
EK410L22	52091	4-Ton Battery-Powered Crimping Tool, 230V Charger
EK410L120	52092	4-Ton Crimping Tool w/120V AC Adapter
EK410L230	52101	4-Ton Crimping Tool w/230V AC Adapter
EK410LB	01144	EK410 Bare Crimp Tool, 4-Ton
52177	52177	18V 1.5 Ah Li-ion
25752	25752	Carrying Case
52178	52178	120V Charger
52179	52179	230V Charger
52180	52180	12V Charger

*Anderson®, Blackburn®, FCI Burndy®, ILSCO®, Panduit®, Penn-Union® and Thomas & Betts® are registered trademarks of Anderson Electrical Products, Inc., ABB Asea Brown Boveri Ltd., Hubbell Incorporated, ILSCO Corp., Panduit Corp., Penn Union Corp., and Thomas & Betts International, Inc., respectively.

Gator® EK628L Battery-Powered 6-Ton Crimping Tool

 AVAILABLE AS
BARE TOOL

 CLASSIFIED
 UL US

IntelliCRIMP™
18V
 Lithium-Ion

LED

6-TON
 EK628L












- Intelligent Crimping System Technology includes a pressure sensor that monitors the crimping force of each crimp and provides the operator a visual and audible alert if the force is below specifications
- State of the art 18V lithium ion (Li-ion) battery provides 70% more cycles per charge and faster cycle times
- LED light provides the operator with the battery charge and tool maintenance status
- In line tool style is light weight and very easy to control
- One trigger controls all tool functions
- Crimping head rotates 350°
- Tools automatically retract when the crimping or cutting cycle is complete
- Overmolded tacky grip areas make gripping the tool easier and more comfortable
- LED work light illuminates dark work areas
- Greenlee battery-powered crimping tools now use bio-degradable oil
- Smart chargers control the charging current, charging voltage and battery temperature to maximize battery life
- Available with 120V, 12V or 230V battery charger or with 120V or 230V corded adapter in place of batteries and charger
- Equipped with CJ22 crimping jaws that accept Greenlee KC22 and KA22 series crimping dies
- When equipped with optional CJD3 crimping jaws, can be used with all industry "W" style crimping dies & Greenlee KD6 series dies
- When equipped with optional CJK crimping jaws, can be used with Thomas & Betts "6-Ton" crimping dies

*UL and cUL classified from 8 AWG to 600 kcmil with *Anderson®, Blackburn®, FCI Burndy®, ILSCO®, Panduit®, Penn-Union® and Thomas & Betts® are registered trademarks of Anderson Electrical Products, Inc., ABB Asea Brown Boveri Ltd., Hubbell Incorporated, ILSCO Corp., Panduit Corp., Penn Union Corp., and Thomas & Betts International, Inc., respectively. Copper code color-coded connectors when used with Greenlee KC22 crimping dies. Not for use with Burndy® 400, 500 or 600 kcmil splices and Penn-Union® 600 kcmil splices. UL & cUL classified from 8 AWG to 350 kcmil (MCM) with Anderson®, Blackburn®, Burndy®, ILSCO®, Panduit®, Thomas & Betts® and Penn-Union® aluminum code color-coded connectors when used with Greenlee KA22 crimping dies.

SPECIFICATIONS

Capacity*	8 AWG to 600 kcmil copper color-coded connectors 8 AWG to 350 kcmil aluminum color-coded connectors
Crimping Force	12,000 lbs (53 kN)
Length	18-1/2" (470 mm)
Width	2-7/8" (73 mm)
Weight	6 lbs (2.7 kg)
Battery	18V 1.5 Ah Li-ion
Crimp Cycle Time	~6 seconds
Battery Charge Time	30 minutes
Est. Cycles per Charge	150

Crimping dies on page 259

CAT. NO.	UPC NO.	DESCRIPTION
EK628L11	52102	EK628L Crimping Tool w/120V Battery Charger
EK628L12	52103	EK628L Crimping Tool w/12V Battery Charger
EK628L22	52104	EK628L Crimping Tool w/230V Battery Charger
EK628L120	52105	EK628L Crimping Tool w/120V AC Adapter
EK628L230	52106	EK628L Crimping Tool w/230V AC Adapter
 EK628LB	01145	EK628 Bare Crimp Tool, 6-Ton
 K22S1GL	03078	Die Kit for 8 AWG-600 kcmil Copper Connectors (Includes all copper die sets listed below and carrying case)
 KD06AL	01631	Die Kit for 8 AWG-350 kcmil Aluminum Connectors (Includes all aluminum die sets listed below and carrying case)
 CJD3	03242	Crimping jaw unit- "W" dies
 CJK	04829	Crimping jaw unit- Thomas & Betts "6-Ton" dies
 25752	25752	Carrying Case
 52177	52177	18V 1.5 Ah Li-ion
 52178	52178	120V Charger
 52179	52179	230V Charger
 52130	52130	12V Charger

Gator® Battery-Powered and Coded 6-Ton Crimping Tools



6-TON
EK622L



- Intelligent Crimping System Technology includes a pressure sensor that monitors the crimping force of each crimp and provides the operator a visual and audible alert if the force is below specifications
- State of the art 18V lithium ion (Li-ion) battery provides 70% more cycles per charge and faster cycle times
- LED light provides the operator with the battery charge and tool maintenance status
- In line tool style is light weight and very easy to control
- One trigger controls all tool functions
- Crimping head rotates 350°
- Tools automatically retract when the crimping or cutting cycle is complete
- Overmolded tacky grip areas make gripping the tool easier and more comfortable
- LED work light illuminates dark work areas
- Greenlee battery-powered crimping tools now use bio-degradable oil
- Smart chargers control the charging current, charging voltage and battery temperature to maximize battery life
- Accepts Greenlee KC22 and KA22 series crimping dies
- Includes 04292 die adapters which can be used with all industry "W" style crimping dies and Greenlee KD6 style dies
- Available with 120V, 12V or 230V battery charger or with 120V or 230V corded adapter in place of batteries and charger

SPECIFICATIONS

BATTERY POWERED

Capacity	Color-coded copper lugs and splices, 600 kcmil (MCM). Color-coded aluminum lugs and splices, 350 kcmil (MCM). For capacity with other types of connectors, see chart on page 245
Crimping Force	12,000 lbs (53 kN)
Length	15-3/4" (438 mm)
Weight	6.5 lbs (3 kg)
Battery	18V 1.5 Ah Li-ion
Battery charge time	30 minutes
Est. Cycles per Charge	100

Crimping dies on page 259

CAT. NO.	UPC NO.	DESCRIPTION
EK622L11	52084	6-Ton Battery-Powered Crimping Tool 120V Charger
EK622L12	52085	6-Ton Battery-Powered Crimping Tool 12V Charger
EK622L22	52086	6-Ton Battery-Powered Crimping Tool 230V Charger
EK622L120	52087	6-Ton Crimping Tool w/120V AC Adapter
EK622L230	52088	6-Ton Crimping Tool w/230V AC Adapter
EK622LB	01146	EK622 Bare Crimp Tool, 6-Ton
52177	52177	18V 1.5 Ah Li-ion
25752	25752	EK622L Carrying Case
12274	12274	Carrying Strap
04292	04292	Die Adapter for "W" Type Dies
52178	52178	120V Charger
52179	52179	230V Charger
52180	52180	12V Charger

*UL and cUL classified with Anderson®, Blackburn®, Burndy®, ILSCO®, Panduit®, Penn-Union® and Thomas & Betts® copper lugs and splices to 600 kcmil (MCM) and with aluminum lugs & splices to 350 kcmil (MCM). The products listed above are registered trademarks of Anderson®, Blackburn®, FCI Burndy®, ILSCO®, Panduit®, Penn-Union® and Thomas & Betts® are registered trademarks of Anderson Electrical Products, Inc., ABB Asea Brown Boveri Ltd., Hubbell Incorporated, ILSCO Corp., Panduit Corp., Penn Union Corp., and Thomas & Betts International, Inc., respectively.

Gator® Powered 6-Ton Crimping Tools



RK425 shown with crimping jaw CJD30
(sold separately)

CAT. NO.	UPC NO.	DESCRIPTION
RK425	01577	6-Ton Remote Crimping Tool
CJD3	03242	Crimping Jaw with single D die groove
CJD3BG	84515	Crimping Jaw Unit - D and BG die grooves
CJD30	85414	Crimping Jaw Unit - D and O die grooves
CJK	04829	Crimping Jaw Unit for Kearney "O" dies
CJB	84513	Cutting Jaw for one-time disposable lock hasps
CJXPJ	84512	Crimping Jaw with Nicopress X, P, & J die grooves

Dies for use with service entrance connectors, c-taps, h-taps, overhead and underground connectors (Use with EK425L with CJD3, CJD3BG & CJD30 jaws). Use with EK425L with CJK jaws with F020735 adapters.

SPECIFICATIONS

Crimping Force	6-Tons (54 kN)
Length (with jaws)	15" (381 mm)
Width (head open)	4" (108 mm)
Weight (with jaws)	4 lbs. (1.8 kg)
Crimp Cycle Time	~4 seconds

CONNECTOR CAPACITY

5/8" Service Entrance Connectors	10-1/0 AWG
.840 Service Entrance Connectors	1/0-4/0 AWG
Aluminum "H" Taps	6-4/0 AWG
Copper "H" Taps	10-2 AWG
Copper Tension Splices	6-2/0 AWG
All Aluminum Tension Splices	6-4/0 AWG
One Piece ACSR Tension Splices	4-1/0 AWG
Two Piece ACSR Tension Splices	2 AWG-477 kcmil
Aluminum Jumper Splices	4 AWG-266.8 kcmil
Stirrups	2-4/0 AWG
Aluminum color-coded lugs and splices	8-4/0 AWG

CRIMPING JAW COMPATIBILITY

CRIMPING JAW COMPATIBILITY	BRAND	TYPE/SERIES
CJD3BG	Greenlee®	KD6 Series
CJD30	FCI Burndy®	W, X Series
CJD3	IlSCO®	ND Series
CJK*	Huskie®	HT-58 Series
*Requires F020735 Adapters	Panduit®	CD-2001 Series
CJXPJ	Nicopress connectors	Connectors that require the X, P or J tool grooves

CUTTING JAW COMPATIBILITY

CJB	<ul style="list-style-type: none"> • One time disposable lock hasps 4 AWG Alumoweld • ACSR 1/0
-----	--

"W"-Style dies

CAT. NO.	UPC NO.	BURNDY NO.
KD6-10	10165	W-BG
KD6-11	10166	W-O
KD6-12	10167	W-C
KD6-13	10168	W-K840
KD6-14	10169	W-161
KD6-15	10170	W-162
KD6-16	10171	W-163
KD6-17	10172	W-165
KD6-18	10173	W-166
KD6-19	10174	W-243
KD6-20	10175	W-247
KD6-21	10176	W-249
KD6-22	10177	W-164
KD6-24	10179	W-237
KD6-25	10180	W-239
KD6-27	10182	W-28K

The products listed above are registered trademarks of Anderson®, Blackburn®, FCI Burndy®, ILSCO®, Panduit®, Penn-Union® and Thomas & Betts®.



CJD3BG



CJD30



CJD3



CJK



CJB



CJXPJ

Gator® 12-Ton Battery-Powered Crimping Tools



EKR1230L



EK1240L



EK1240CL



EK1240KL

SPECIFICATIONS

Capacity*	EK1230L & EK1240L – 8 AWG to 750 kcmil copper color-coded lugs and splices (See crimping tool capacity chart on page 243 for additional capacities) EK1240K – ACSR terminals 1033 kcmil (MCM), ACSR tension fittings 477 kcmil (MCM)
Crimping Force	24,000 lbs (106 kN)
Length	EK1230L – 15-1/2" (394 mm); EK1240L – 16-1/4" (413 mm);
Weight	EK1230L – 14.5 lbs (6.6 kg) EK1240L – 15 lbs (6.8 kg) EK1240KL – 15 lbs (6.8 kg)
Battery	18V 3.0 Ah Li-ion
Est. Cycles per Charge	90

Crimping dies on page 260

* EK1230 and EK1240 are UL and cUL classified with Anderson®, Blackburn®, Burndy®, ILSCO®, Panduit®, Penn-Union® and Thomas & Betts® copper and aluminum color-coded lugs and splices when used with Greenlee KC12 and KA12 crimping dies. The products listed above are registered trademarks of Anderson®, Blackburn®, FCI Burndy®, ILSCO®, Panduit®, Penn-Union® and Thomas & Betts®.

- Intelligent Crimping System Technology includes a pressure sensor that monitors the crimping force of each crimp and provides the operator a visual and audible alert if the force is below specifications
- State of the art 18V lithium ion (Li-ion) battery provides 70% more cycles per charge and faster cycle times
- Automatic Retraction Stop (ARS) which retracts the ram just enough to get ready for the next cycle saving time and energy
- LED light provides the operator with the battery charge and tool maintenance status
- Two-stage hydraulic system provides fast advance and power speeds, saving time
- Forward handle position improves tool balance
- One trigger controls all tool functions
- Crimping head rotates 350°
- Tools automatically retract when the crimping cycle is complete
- Overmolded tacky grip areas make gripping the tool easier and more comfortable
- LED work light illuminates dark work areas
- Greenlee battery-powered crimping tools now use bio-degradable oil
- Smart chargers control the charging current, charging voltage and battery temperature to maximize battery life
- Available with 120V, 12V or 230V battery charger or with 120V or 230V corded adapter in place of batteries and charger
- Three crimping head choices: EK1230L with 1.20" (30 mm) opening uses Greenlee KC12, KA12 & KD12 crimping dies plus all industry "U" style crimping dies, EK1240L with 1.65" (42 mm) opening uses Greenlee KC12, KA12 & KD12 crimping dies plus all industry "U" style crimping dies, EK1240KL uses Kearney PH2 style crimping dies
- Covered head models have two layers of PVC that total approximately 3/16" (4.8 mm) thick. The outer layer is black and the inner layer is red
- U.S. Patents #6,206,663 and #6,065,326

CAT. NO.	UPC NO.	DESCRIPTION
EK1230L11	52068	12-Ton Battery-Powered Crimping Tool, 1.2" (30 mm) opening, 120V Charger
EK1230L12	52069	12-Ton Battery-Powered Crimping Tool, 1.2" (30 mm) opening, 12V Charger
EK1230L22	52070	12-Ton Battery-Powered Crimping Tool, 1.2" (30 mm) opening, 230V Charger
EK1230L120	52071	12-Ton Crimping Tool w/120V AC Adapter
EK1230L230	52072	12-Ton Crimping Tool w/230V AC Adapter
EK1230LB	01154	EK1230 Bare Crimper, 30 mm
EK1240L11	10227	12-Ton Battery-Powered Crimping Tool, 1.65" (42 mm) opening, 120V Charger
EK1240L12	10229	12-Ton Battery-Powered Crimping Tool, 1.65" (42 mm) opening, 12V Charger
EK1240L22	10231	12-Ton Battery-Powered Crimping Tool, 1.65" (42 mm) opening, 230V Charger
EK1240L120	10234	12-Ton Crimping Tool w/120V AC Adapter
EK1240L230	10237	12-Ton Crimping Tool w/230V AC Adapter
EK1240LB	01155	EK1240 Bare Crimper, 40 mm
EK1240CLB	01156	EK1240 Bare Crimper, 40 mm PVC COV
EK1240KLB	01157	EK1240 Bare Crimper, Kearney
EK1240CL11	52043	12-Ton Battery-Powered Crimping Tool, 1.65" (42 mm) opening, PVC covered, 120V Charger
EK1240CL12	52044	12-Ton Battery-Powered Crimping Tool, 1.65" (42 mm) opening, PVC covered, 12V Charger
EK1240CL22	52045	12-Ton Battery-Powered Crimping Tool, 1.65" (42 mm) opening, PVC covered, 230V Charger
EK1240CL120	52046	12-Ton Crimping Tool w/120V AC Adapter
EK1240CL230	52047	12-Ton Crimping Tool w/230V AC Adapter
EK1240KL11	12566	12-Ton Battery-Powered Crimping Tool, Kearney head, 120V Charger
EK1240KL12	12567	12-Ton Battery-Powered Crimping Tool, Kearney head, 12V Charger
EK1240KL22	12569	12-Ton Battery-Powered Crimping Tool, Kearney head, 230V Charger
EK1240KL120	12568	12-Ton Crimping Tool w/120V AC Adapter
52176	52176	18V 3.0 Ah Li-ion Battery
10118	10118	EK1230L & EK1240L Carrying Case
12274	12274	Carrying Strap
52178	52178	120V Charger
52179	52179	230V Charger
52180	52180	12V Charger

12-Ton Manual Hydraulic Crimping Tools



- Two crimping head choices: HK1230 with 1.20" (30 mm) opening, and HK1240 with 1.65" (42 mm) opening
- Both heads accept Greenlee KC12, KA12 and KD12 crimping dies as well as industry "U" style dies
- New head designs result in lower weight and improved durability – tested to 50,000 crimp cycles
- Two-speed pump to reduce cycle time
- Ram automatically retracts when crimp cycle is complete – a Greenlee exclusive
- Crimping heads rotate 360°
- Smaller and lighter than competitive tools
- Covered head models have two layers of PVC that total approximately 3/16" (4.8 mm) thick. The outer layer is black and the inner layer is red
- Includes carrying case
- U.S. Patent #6,206,663

SPECIFICATIONS

Capacity*	HK1230 & HK1240 – 8 AWG to 750 kcmil copper color-coded lugs and splices. See crimping tool capacity chart on pg. 243
Crimping Force	24,000 lbs (106 kN)
Length	HK1230 – 20-3/8" (518 mm); HK1240 – 21-1/2" (546 mm);
Weight	HK1230 – 12.2 lbs (5.5 kg) HK1240 – 13.2 lbs (6.0 kg)

Crimping dies on page 260

*HK1230 and HK1240 are UL and cUL classified with Anderson®, Blackburn®, FCI Burndy®, ILSCO®, Panduit®, Penn-Union® and Thomas & Betts® copper and aluminum color-coded lugs and splices when used with Greenlee KC12 and KA12 crimping dies. The products listed above are registered trademarks of Anderson®, Blackburn®, FCI Burndy®, ILSCO®, Panduit®, Penn-Union® and Thomas & Betts®.

CAT. NO.	UPC NO.	DESCRIPTION
HK1230	06426	12-Ton Hydraulic Crimping Tool, 1.2" (30 mm) opening
HK1230C	07199	12-Ton Hydraulic Crimping Tool, 1.2" (30 mm) opening, PVC covered
HK1240	06427	12-Ton Hydraulic Crimping Tool, 1.65" (42 mm) opening
HK1240C	07202	12-Ton Hydraulic Crimping Tool, 1.65" (42 mm) opening, PVC covered

12-Ton Manual Hydraulic Crimping Tools



- Two-speed ram advances fast and shifts to lower speed to complete the crimp
- Strong, lightweight fiberglass handles
- Push button permits dies to be inserted and removed easily
- The "C" style head has a 1.4" (32 mm) opening for easy placement on connectors
- Tool is supplied in a durable, molded plastic carrying case
- Accepts Greenlee KC12, KA12 and KD12 as well as Industry "U" style dies

SPECIFICATIONS

Capacity*	8 AWG to 750 kcmil copper color-coded lugs and splices. See crimping tool capacity chart on page 245 for additional capacities.
Crimping Force	24,000 lbs (106 kN)
Length	24-1/4" (616 mm)

Crimping dies on page 260

*UL and cUL is classified with Anderson®, Blackburn®, FCI Burndy®, ILSCO®, Panduit®, Penn-Union® and Thomas & Betts® copper and aluminum color-coded lugs and splices when used with Greenlee KC12 and KA12 crimping dies. The products listed above are registered trademarks of Anderson®, Blackburn®, FCI Burndy®, ILSCO®, Panduit®, Penn-Union® and Thomas & Betts®.

CAT. NO.	UPC NO.	DESCRIPTION
HKL1232	23521	12-Ton Hydraulic Crimping Tool, 1.4" (32 mm) opening

990 Hydraulic Pump



- Pendant on a 15 foot (4.572 m) cord allows the operator freedom to operate the pump remotely
- Pump automatically stops at 10,000 psi (700 bar) to alert operator that the cycle is complete
- Operates on 120V, 15 amp circuit
- Advance and Hold function

SPECIFICATIONS

Weight	32-1/2 lbs (14.7 kg)	
Reservoir Capacity:	3.2 qt (3 l)	
Size:	9.6" L x 6.3" W x 13.8" H (244 mm L x 160 mm W x 250 mm H)	
Motor:	¾ HP Heavy Duty	
Oil Delivery: At	At 200 psi:	159 in3/ min (2.6 l/min)
	10,000 psi:	19 in3/min (0.32 l/min)
Power Source:	120 VAC, 15 Amp	

CAT. NO.	UPC NO.	DESCRIPTION
990	89912	990 Hydraulic Pump, 120V

12-Ton Remote-Powered Crimping Heads



- Use Greenlee KC12, KA12 and KD12 crimping dies as well as industry "U" type dies
- Crimping head has 1.65" (42 mm) opening
- New head designs result in lower weight and improved durability – tested to 50,000 crimp cycles
- Boss included on each crimping head for use with hotsticks
- Easy to get into tight locations, light weight makes them excellent choices for hotstick use
- Single-acting tools require an external hydraulic pump capable of 10,000 psi (700 bar)
- Equipped with a 3/8" male screw-type coupler
- Capable of crimping a wide range of lugs, C-taps, H-taps and overhead tension sleeves
- Covered head models have two layers of PVC that total approximately 3/16" (4.8 mm) thick. The outer layer is black and the inner layer is red
- Includes carrying case
- Intelli-CRIMP™ features available when used with Greenlee EHP700L
- See pages 107, 220, and 250 for hose and pump selection

SPECIFICATIONS

Capacity*	8 AWG to 750 kcmil copper color-coded lugs and splices. See crimping tool capacity chart on pg. 243 for additional capabilities
Crimping Force	24,000 lbs (106 kN)
Length	11-7/8" (302 mm)
Weight	RK1240 – 9.7 lbs (4.4 kg)
Max. Operating Pressure	10,000 psi (700 bar)

Crimping dies on page 260

*RK1240 are UL and cUL classified with Anderson®, Blackburn®, FCI Burndy®, ILSCO®, Panduit®, Penn-Union® and Thomas & Betts® copper and aluminum color coded lugs and splices when used with Greenlee KC12 and KA12 crimping dies. The products listed above are registered trademarks of Anderson®, Blackburn®, FCI Burndy®, ILSCO®, Panduit®, Penn-Union® and Thomas & Betts®.

CAT. NO.	UPC NO.	DESCRIPTION
RK1240	05351	12-Ton Remote-Powered Crimping Head, 1.65" (42 mm) opening
RK1240C	07205	12-Ton Remote-Powered Crimping Head, 1.65" (42 mm) opening, PVC covered

Gator® Battery-Powered 15-Ton Crimping Tool

 AVAILABLE AS
BARE TOOL

 CLASSIFIED
 cUL US

IntelliCRIMP™
ARS
18V
 Lithium-Ion

LED


EK1550L11

15-TON

- Intelligent Crimping System Technology includes a pressure sensor that monitors the crimping force of each crimp and provides the operator a visual and audible alert if the force is below specifications
- State of the art 18V lithium ion (Li-ion) battery provides 70% more cycles per charge and faster cycle times
- Automatic Retraction Stop (ARS) which retracts the ram just enough to get ready for the next cycle saving time and energy
- LED light provides the operator with the battery charge and tool maintenance status
- Two-stage hydraulic system provides fast advance and power speeds, saving time
- Forward handle position improves tool balance
- One trigger controls all tool functions
- Crimping head rotates 350°
- Tools automatically retract when the crimping cycle is complete
- Overmolded tacky grip areas make gripping the tool easier and more comfortable
- LED work light illuminates dark work areas
- Greenlee battery-powered crimping tools now use bio-degradable oil
- Smart chargers control the charging current, charging voltage and battery temperature to maximize battery life
- Available with 120V, 12V or 230V battery charger or with 120V or 230V corded adapter in place of batteries and charger
- Interchangeable adapters permit the use of a wide variety of crimping dies
- Accepts Kearney PH4/P14 dies without adapter
- Assist handle is included to provide better balance for the tool

SPECIFICATIONS

BATTERY POWERED

Capacity	Color-coded copper lugs and splices, 8 AWG to 1000 kcmil (MCM). Color-coded aluminum lugs and splices, 8 AWG to 1000 kcmil (MCM).
Crimping Force	30,000 lbs (134 kN)
Length	19-5/8" (498 mm)
Height	15" (381 mm)
Weight	19 lbs. (8.5 kg)
Battery	18V, 3.0 Ah, Li-ion
Battery Charge Time	1 hour
Est. Cycles per Charge	50

*EK1550L tools are UL and cUL classified with Anderson®, Blackburn®, Burndy®, ILSCO®, Panduit®, Penn-Union® and Thomas & Betts® copper and aluminum color coded lugs and splices when used with 48802 die adapters and with Greenlee KC12 and KA12 crimping dies. The products listed above are registered trademarks of Anderson®, Blackburn®, FCI Burndy®, ILSCO®, Panduit®, Penn-Union® and Thomas & Betts®.

CAT. NO. UPC NO. DESCRIPTION

EK1550L11	52150	15-Ton Battery-Powered Crimping Tool w/120V Charger
EK1550L12	52151	15-Ton Battery-Powered Crimping Tool w/12V Charger
EK1550L22	52152	15-Ton Battery-Powered Crimping Tool w/230V Charger
EK1550L120	52152	15-Ton Battery-Powered Crimping Tool w/120V AC Adapter
EK1550L230	52154	15-Ton Battery-Powered Crimping Tool w/230V AC Adapter
B EK1550FTLUB	01148	EK1550FT Bare Crimp Tool, 15-Ton
B EK1550LB	01149	EK1550 Bare Crimp Tool, 15-Ton
A 48820	48820	Die Adapters - Burndy P dies (Y46), IlSCO ILD-P dies
A 48802	48802	Die Adapters - Greenlee 12-Ton dies, Burndy 12-Ton dies, IlSCO ILD dies, T&B 15500 dies, Blackburn 15500 dies
A 48824	48824	Die Adapters - Kearney PH2/WH2
A 12274	12274	Carrying Strap
R 52176	52176	18V, 3.0 Ah, Li-ion Battery
R 10118	10118	Carrying Case
R 52178	52178	120V Charger
R 52179	52179	230V Charger
R 52180	52180	12V Charger

15-Ton Crimping Tool



RK1550

- Interchangeable adapters permit the use of a wide variety of die types for all common crimping applications
- Accepts Kearney PH4/PH14 dies without adapters
- Zinc-plated head resists corrosion better than other finishes
- Hot stick attachment point is standard
- Operates with most 10,000 psi (700 bar) hydraulic sources
- Equipped with 3/8" male screw-type 10,000 psi (700 bar) coupler
- Includes carrying case
- Intelli-CRIMP™ features available when used with Greenlee EHP700L
- See pages 107, 220, and 250 for hose and pump selection

SPECIFICATIONS

Capacity*	Color-Coded copper lugs and splices: #8 to 1500 kcmil (MCM) Color-Coded aluminum lugs and splices: #8 to 1000 kcmil (MCM). For other connector types, see the capacity chart on page 243
Crimping Force at 10,000 psi (700 bar)	30,000 lbs (133 kN)
Length	15" (380 mm);
Width	3" (76 mm)
Height	5-3/8" (135 mm)
Weight	14.1 lbs (6.4 kg)
Operating Pressure	10,000 psi (700 bar)

CAT. NO.	UPC NO.	DESCRIPTION
RK1550	05353	15-Ton Single-Acting Remote-Powered Crimping Tool
48820	48820	Die Adapters – Burndy P dies (Y46), IlSCO ILD-P dies
48802	48802	Die Adapters – Greenlee U dies, Burndy U dies, IlSCO ILD dies, T&B 15500 dies, Blackburn 15500 dies
48824	48824	Die Adapters – Kearney PH2/WH2 dies

*UL and cUL classified with Anderson®, Blackburn®, FCI Burndy®, ILSCO®, Panduit®, Penn-Union® and Thomas & Betts® copper and aluminum color-coded lugs and splices up to 750 kcmil using 48802 die adapters when used with Greenlee KC12 and KA12 crimping dies. The products listed above are registered trademarks of Anderson®, Blackburn®, FCI Burndy®, ILSCO®, Panduit®, Penn-Union® and Thomas & Betts®.

Crimping Tool 8-1 AWG



K111

- Small size and light weight make this an ideal tool for crimping small lugs and splices
- Easily fits in tool pouches
- Full-cycle mechanism assures that crimps are complete
- Jaws can be opened in mid-cycle if necessary to adjust connector
- Wide grips make crimping easy on the hands

SPECIFICATIONS

Capacity*	8 AWG – 1 AWG copper color-coded connectors
Length	10" (273 mm)
Weight	1.4 lbs (0.6 kg)

CAT. NO.	UPC NO.	DESCRIPTION
K111	10763	Crimping Tool

*UL and cUL classified with Anderson®, Blackburn®, Burndy®, ILSCO®, Panduit®, Penn-Union® and Thomas & Betts® copper color-coded connectors. The products listed above are registered trademarks of Anderson®, Blackburn®, FCI Burndy®, ILSCO®, Panduit®, Penn-Union® and Thomas & Betts®.

K-Series Crimping Tool 8-1/0 AWG



K05-1GL

SPECIFICATIONS

Capacity*	8 AWG – 1/0 AWG Copper
Length	15.4" (390 mm)
Weight	2.4 lbs (1.1 kg)


- Crimps smaller copper connectors
- Small, light weight and easy to handle
- Easy to get in tight locations
- Color-coded, hexagonal rotating dies
- Full cycle mechanism releases only after full crimp cycle is completed

CAT. NO.	UPC NO.	DESCRIPTION
K05-1GL	02624	Crimping Tool
K05-1SPGL	02625	Crimping Tool, full cycle mechanism
02694	02694	Die Set



*UL and cUL classified with Anderson®, Blackburn®, Burndy®, ILSCO®, Panduit®, Thomas & Betts® and Penn-Union® copper connectors. The products listed above are registered trademarks of Anderson®, Blackburn®, FCI Burndy®, ILSCO®, Panduit®, Penn-Union® and Thomas & Betts®.

K-Series Crimping Tool 8-4/0 AWG



K09-2GL

SPECIFICATIONS

Capacity*	8 AWG – 4/0 AWG Copper
Length	25.5" (650 mm)
Weight	6.4 lbs (2.9 kg)


- Crimps all the popular small to mid-range copper connector sizes
- Long length results in low handle efforts
- Color-coded, hexagonal rotating dies
- Full cycle mechanism releases only after full crimp cycle is completed

CAT. NO.	UPC NO.	DESCRIPTION
K09-2GL	02628	Crimping Tool
K09-2SPGL	02629	Crimping Tool, full cycle mechanism
02912	02912	Die Set



*UL and cUL classified with Anderson®, Blackburn®, Burndy®, ILSCO®, Panduit®, Thomas & Betts® and Penn-Union® copper connectors. The products listed above are registered trademarks of Anderson®, Blackburn®, FCI Burndy®, ILSCO®, Panduit®, Penn-Union® and Thomas & Betts®.

K-Series Crimping Tool 3/0-400



K09-3GL

SPECIFICATIONS

Capacity*	3/0 AWG – 400 kcmil (MCM) Copper
Length	25.5" (650 mm)
Weight	6.4 lbs (2.6 kg)

- Crimps the larger copper connector sizes all the way to 400 kcmil (MCM)
- Color-coded, hexagonal rotating dies

CAT. NO.	UPC NO.	DESCRIPTION
K09-3GL	02630	Crimping Tool
02913	02913	Die Set



*UL classified and CSA certified with Anderson®, Blackburn®, Burndy®, ILSCO®, Panduit®, Thomas & Betts® and Penn-Union® copper connectors. The products listed above are registered trademarks of Anderson®, Blackburn®, FCI Burndy®, ILSCO®, Panduit®, Penn-Union® and Thomas & Betts®.

Manual Crimping Tool



K425BG

- Designed for crimping a wide range of overhead service entrance connections, overhead splices, and overhead taps
- Easy-to-use MD-6 type "pop" tool
- K425 tools are equipped with D, die groove and either "BG" or "O" die groove
- K425K tools are equipped with a die groove for Kearney® "O" dies and either a 5/8" or "O" die groove
- The D, die groove serves as a die seat for all Greenlee KD6 and industry "W" type dies Page 259
- Bent fiberglass handles provide a solid grip, good leverage and better durability than wood
- Teflon-impregnated bushings at pivot joints provide smooth operation and long life
- Complete crimps are assured with an over-center cam mechanism
- Tool can easily be checked visually for proper adjustment and can be adjusted with Allen wrenches

SPECIFICATIONS

Capacity*	See capacity chart on page 243
Crimping Force	9,000 lbs (40 kN)
Length	25-3/8" (645 mm)
Weight	7.1 lbs (3.2 kg)

CAT. NO.	UPC NO.	DESCRIPTION
K4250	02064	Crimping Tool with D, and O die grooves
K425BG	02065	Crimping Tool with D, and BG die grooves
K425K58	08160	Crimping Tool with Kearney® O and 5/8 die grooves
K425KO	08161	Crimping Tool with Kearney® D and O die grooves

DIELESS CRIMPING

Gator® Battery-Powered Quad-Point Dieless Crimping Tools



DIELESS

6.2-TON



EK06ATL



EK06FTL

SPECIFICATIONS BATTERY POWERED

Capacity*	See crimping tool capacity chart on page 243
Crimping Force	12,400 lbs (55 kN)
Length	EK06ATL & EK06ATCL – 14" (355 mm) EK06FTL – 14-7/8" (378 mm)
Weight	EK06ATL & EK06ATCL – 12 lbs (5.4 kg) EK06FTL – 11 lbs (5 kg)
Battery	18V 3.0 Ah Li-ion
Battery Charge Time	1 hour

*FT tools are UL and cUL classified with #4 AWG – 750 kcmil (MCM) copper color-coded connectors and #6 AWG – 750 kcmil (MCM) aluminum color-coded connectors of the following brands: Anderson®, Blackburn®, FCI Burndy®, IlSCO®, Panduit®, Penn-Union®, and Thomas & Betts®.

AT tools are UL and cUL classified with #4 – 500 kcmil (MCM) copper color-coded connectors of the following brands: Anderson®, Blackburn®, FCI Burndy®, ILSCO®, Panduit®, Penn-Union®, & Thomas & Betts®.

The products listed above are registered trademarks of Anderson®, Blackburn®, FCI Burndy®, ILSCO®, Panduit®, Penn-Union® and Thomas & Betts®.

- Intelligent Crimping System Technology includes a pressure sensor that monitors the crimping force of each crimp and provides the operator a visual and audible alert if the force is below specifications
- State of the art 18V lithium ion (Li-ion) battery provides 70% more cycles per charge and faster cycle times
- Automatic Retraction Stop (ARS) which retracts the ram just enough to get ready for the next cycle saving time and energy
- LED light provides the operator with the battery charge and tool maintenance status
- Two-stage hydraulic system provides fast advance and power speeds, saving time
- Forward handle position improves tool balance
- One trigger controls all tool functions
- Crimping head rotates 350°
- Tools automatically retract when the crimping cycle is complete
- Overmolded tacky grip areas make gripping the tool easier and more comfortable
- LED work light illuminates dark work areas
- Greenlee battery-powered crimping tools now use bio-degradable oil
- Smart chargers control the charging current, charging voltage and battery temperature to maximize battery life
- Utilizes four indenters to make the crimp
- Flip-top style uses a pull pin to open head for easy removal from the connector
- U.S. Patents #6,206,663 and #6,065,326
- Available with 120V, 12V or 230V battery charger or with 120V or 230V corded adapter in place of batteries and charger

CAT. NO.	UPC NO.	DESCRIPTION
EK06ATL11	52053	Quad-Point Battery-Powered Crimping Tool, Open Head Dieless, 120V Charger
EK06ATL12	52054	Quad-Point Battery-Powered Crimping Tool, Open Head Dieless, 12V Charger
EK06ATL22	52055	Quad-Point Battery-Powered Crimping Tool, Open Head Dieless, 230V Charger
EK06ATL120	52056	Quad-Point Crimping Tool w/120V AC Adapter
EK06ATL230	52057	Quad-Point Crimping Tool w/230V AC Adapter
EK06ATLB	01158	EK06AT Bare Dieless Crimper
EK06ATCL11	52058	Quad-Point Battery-Powered Crimping Tool, Open Rubber Covered Head Dieless, 120V Charger
EK06ATCL12	52059	Quad-Point Battery-Powered Crimping Tool, Open Rubber Covered Head Dieless, 12V Charger
EK06ATCL22	52060	Quad-Point Battery-Powered Crimping Tool, Open Rubber Covered Head Dieless, 230V Charger
EK06ATCL120	52061	Quad-Point Crimping Tool w/120V AC Adapter
EK06ATCL230	52062	Quad-Point Crimping Tool w/230V AC Adapter
EK06FTL11	52063	Quad-Point Battery-Powered Crimping Tool, Flip-Top Head Dieless, 120V Charger
EK06FTL12	52064	Quad-Point Battery-Powered Crimping Tool, Flip-Top Head Dieless, 12V Charger
EK06FTL22	52065	Quad-Point Battery-Powered Crimping Tool, Flip-Top Head Dieless, 230V Charger
EK06FTL120	52066	Quad-Point Crimping Tool w/120V AC Adapter
EK06FTL230	52067	Quad-Point Crimping Tool w/230V AC Adapter
EK06FTLB	01159	EK06FT Bare Dieless Crimper
52176	52176	18V 3.0 Ah Li-ion
10118	10118	Carrying Case
12274	12274	Carrying Strap
52178	52178	120V Charger
52179	52179	230V Charger
52180	52180	12V Charger

Gator® 6-Ton Battery-Powered Dieless Crimping Tool

**NEW
PRODUCT**

**AVAILABLE AS
BARE
TOOL**

**CLASSIFIED
UL
US**

Intelli-CRIMP™

**18V
Lithium-Ion**

LED



DIELESS

6-TON



EK6IDL11

- Lightest indenting tool in the market; ideal for tight spaces
- Tool marking – provides clear marking of crimped connectors
- Flip top style rotating head
- Intelli-CRIMP™ technology measures pressure and amperage 32 times a second
- Two-stage telescopic design identifies correct pressure to apply
- Single trigger operation for controlling all tool functions
- Broad crimp range – standard in fine stranded wire classes
- Gator Eye compatible – get the most out of your tools with work history reports, performance logs, and much more

CAT. NO.	UPC NO.	DESCRIPTION
N EK6IDL11	02827	Variable 6 Ton Dieless Crimping Tool, 120V Charger
N EK6IDL12	02828	Variable 6 Ton Dieless Crimping Tool, 12V Charger
N EK6IDL22	02829	Variable 6 Ton Dieless Crimping Tool, 230V Charger
N EK6IDL120	02830	Variable 6 Ton Dieless Crimping Tool, 120V Adapter
N EK6IDL230	02831	Variable 6 Ton Dieless Crimping Tool, 230V Adapter
N EK6IDLB	02832	Variable 6 Ton Dieless Crimping Tool, Bare
Accessories & Replacement Parts		
R 52178	52178	120V Charger
R 52179	52179	230V Charger
R 52180	52180	12V Charger
R 52177	52177	18V 1.5 A Li-Ion Battery
R 52176	52176	18V 3.0 Ah Li-Ion Battery
R KK50LGL	25752	Carrying Case (In-Line)
A GATOR-EKG	19254	Gator Eye Programming Device

SPECIFICATIONS

Crimping Force	Variable 6-Ton (30-60 kN)
Head Rotation	350°
Battery	18V, 1.3 Ah, Li-Ion
Cycles Per Charge	100-300
Weight with Battery	5.5 lbs (2.5 kg)
Height	15" (380 mm)

APPROVED WIRE CLASSES

Standard Strand	
Wire Classes - B; C	
Copper	#8 - 500 kcmil (MCM)
Aluminum	1/0 - 350 kcmil (MCM)
Fine Strand - Copper	
Wire Classes - G; H; I; K; M	#8 - 350 kcmil (MCM)
DLO - Copper	
Locomotive	#8 - 373.7 kcmil (MCM)

Note: Please contact Greenlee Customer Service for specific wire class certifications.

Manual Hydraulic Quad-Point Dieless Crimping Tools



HK06AT



HK06FT

*FT tools are UL and cUL classified with #4 AWG – 750 kcmil (MCM) copper color-coded connectors and #6 AWG – 750 kcmil (MCM) aluminum color-coded connectors of the following brands: Anderson®, Blackburn®, FCI Burndy®, IlSCO®, Panduit®, Penn-Union®, and Thomas & Betts®.

AT tools are UL and cUL classified with #4 – 500 kcmil (MCM) copper color-coded connectors of the following brands: Anderson®, Blackburn®, FCI Burndy®, ILSCO®, Panduit®, Penn-Union®, & Thomas & Betts®.

The products listed above are registered trademarks of Anderson®, Blackburn®, FCI Burndy®, ILSCO®, Panduit®, Penn-Union® and Thomas & Betts®.

- Utilizes four indenters to make the crimp
- Two-speed pump advances the ram quickly to start the crimp, reducing crimp completion time; the ram automatically retracts after the crimp is complete
- Flip-top style uses a pull pin to open head for easy removal from the connector
- Compact, featuring a 360° rotating head
- Includes carrying case, test gauge and test slugs
- U.S. Patents #6,206,663 and #6,065,326

SPECIFICATIONS

Capacity*	See crimping tool capacity chart on page 243.
Length	HK06AT – 20-3/4" (525 mm) HK06FT – 21-1/16" (535 mm)
Weight	9.0 lbs (4.1 kg)

CAT. NO.	UPC NO.	DESCRIPTION
HK06AT	06065	Hydraulic Quad-Point Crimping Tool, Open Head Dieless
HK06FT	06196	Hydraulic Quad-Point Crimping Tool, Flip-Top Dieless

Quad-Point Dieless Remote-Powered Crimping Heads



RK06FT



RK06AT

- Utilizes four indenters to make the crimp
- Operates from 10,000 psi (700 bar) hydraulic pumping sources
- Small and lightweight for difficult-to-reach locations
- Equipped with 3/8" male screw-type couplers
- Flip-top style uses a pull pin to open head for easy removal from the connector
- Includes carrying case, test gauge and test slugs
- See pages 107, 220, and 250 for hose and pump selection

SPECIFICATIONS

Capacity*	See crimping tool capacity chart on page 243.
Crimping Force	6.2 tons (55 kN)
Length	RK06AT – 10" (254 mm); RK06FT – 10-1/2" (267 mm)
Weight	6.2 lbs (2.8 kg)

CAT. NO.	UPC NO.	DESCRIPTION
RK06AT	06066	Remote Powered Quad-Point Crimping Tool, Open Head Dieless
RK06FT	06197	Remote Powered Quad-Point Crimping Tool, Flip-Top Head Dieless

*FT tools are UL and cUL classified with #4 AWG – 750 kcmil (MCM) copper color-coded connectors and #6 AWG – 750 kcmil (MCM) aluminum color-coded connectors of the following brands: Anderson®, Blackburn®, FCI Burndy®, IlSCO®, Panduit®, Penn-Union®, and Thomas & Betts®.

AT tools are UL and cUL classified with #4 – 500 kcmil (MCM) copper color-coded connectors of the following brands: Anderson®, Blackburn®, FCI Burndy®, ILSCO®, Panduit®, Penn-Union®, & Thomas & Betts®.

The products listed above are registered trademarks of Anderson®, Blackburn®, FCI Burndy®, ILSCO®, Panduit®, Penn-Union® and Thomas & Betts®.

Gator® Dieless Crimping Tools

 AVAILABLE AS
BARE TOOL

 CLASSIFIED
 cUL US

IntelliCRIMP™
ARS
18V
 Lithium-Ion

LED

DIELESS
12-TON

SPECIFICATIONS

EK12IDL

Crimping Force:	24,000 lbs (106 kN)
Length	16-1/2" (420 mm)
Height	14-1/2" (368 mm)
Weight	15 lbs (6.8 kg)
Battery	18V 3.0 Ah Li-Ion
Battery Charge Time:	1 hour
Capacity*	<ul style="list-style-type: none"> Copper Color Coded Lugs and Splices: 4 AWG to 1000 kcmil* Aluminum Color Coded Lugs and Splices: 6 AWG to 1000 kcmil*



EK12IDL

- Dieless indent style crimping head does not require interchangeable crimping dies
- Intelligent Crimping System Technology includes a pressure sensor that monitors the crimping force of each crimp and provides the operator a visual and audible alert if the force is below specifications
- State of the art 18V lithium ion (Li-ion) battery provides 70% more cycles per charge and faster cycle times
- Automatic Retraction Stop (ARS) which retracts the ram just enough to get ready for the next cycle saving time and energy
- LED light provides the operator with the battery charge and tool maintenance status
- Two-stage hydraulic system provides fast advance and power speeds, saving time
- Forward handle position improves tool balance
- One trigger controls all tool functions
- Crimping head rotates 350°
- Tools automatically retract when the crimping cycle is complete
- Overmolded tacky grip areas make gripping the tool easier and more comfortable
- LED work light illuminates dark work areas
- Greenlee battery-powered crimping tools now use bio-degradable oil
- Smart chargers control the charging current, charging voltage and battery temperature to maximize battery life
- Flip open crimping head will allow crimping of 4 AWG - 1000 kcmil copper or 6 AWG - 1000 kcmil aluminum with no dies to change
- Available with 120V, 12V or 230V battery charger or with 120V or 230V corded adapter in place of battery and charger

CAT. NO.	UPC NO.	DESCRIPTION
EK12IDL11	52048	Battery-Powered Dieless Crimping Tool, 115V Battery Charger
EK12IDL12	52049	Battery-Powered Dieless Crimping Tool, 12V Battery Charger
EK12IDL22	52050	Battery-Powered Dieless Crimping Tool, 230V Battery Charger
EK12IDL120	52051	Crimping Tool w/120V AC Adapter
EK12IDL230	52052	Crimping Tool w/230V AC Adapter
B EK12IDLB	01128	EK12ID Bare Dieless Crimper
A 12274	12274	Carrying Strap
R 52178	52178	120V Charger
R 52179	52179	230V Charger
R 52180	52180	12V Charger
R 52176	52176	18V 3.0 Ah Li-Ion Battery
R 10118	10118	EK12IDL Carrying Case

Hand Hydraulic Dieless Crimping Tool

 CLASSIFIED
 cUL US


HK12ID

- Dieless indent style crimping head does not require interchangeable crimping dies
- Crimping head rotates 350° to get into tight locations
- Two-speed pump provides rapid crimping cycle time
- Lightweight and strong fiberglass handles
- Comes with a molded carrying case

SPECIFICATIONS

Overall Length	26" (657 mm)
Crimping Head Width:	4-3/8" (111 mm)
Weight	15 lbs (7 kg)
Crimping Range:	Aluminum - 6 AWG to 1000 kcmil Copper - 4 AWG to 1000 kcmil
Copper Color Coded Lugs And Splices:	4 AWG to 1000 kcmil*
Aluminum Color Coded Lugs and Splices:	6 AWG to 1000 kcmil*

CAT. NO.	UPC NO.	DESCRIPTION
HK12ID	10107	Hand Hydraulic Dieless Crimping Tool

*UL and cUL Classified with Anderson®, Burndy®, Blackburn®, IlSCO®, Panduit®, Penn-Union®, Thomas & Betts®, and Tyco® connectors

*UL and cUL classified with Anderson®, Blackburn®, Burndy®, ILSCO®, Panduit®, Thomas & Betts®, Penn-Union® and Tyco® color-coded connectors. The products listed above are registered trademarks of Anderson®, Blackburn®, FCI Burndy®, ILSCO®, Panduit®, Penn-Union®, Thomas & Betts® and Tyco®.

Indentor Crimping Tool



1981

- Simple screw adjustment for connector size
- Forged body and handle for durability

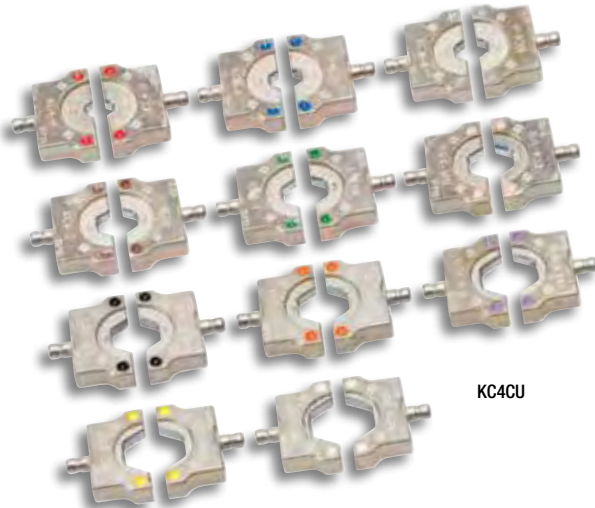
SPECIFICATIONS

Capacity*	Copper color-coded connectors: 8 AWG-250 kcmil (MCM) Aluminum color-coded connectors: 8 AWG-4/0 kcmil (MCM)
Length	22-3/8" (568 mm)
Weight	6.8 lbs (3.1 kg)

CAT. NO.	UPC NO.	DESCRIPTION
1981	06894	Indentor Crimping Tool

CRIMPING DIES

Crimping Dies for 4-Ton EK410L Tools



KC4CU

4-TON CRIMPING DIE KIT*

CAT. NO.	UPC NO.	DESCRIPTION
KC4CU	02037	Complete Die Set for copper connectors. Includes dies for 8 AWG to 300 kcmil (MCM) copper connectors (Dies can be stored in tool carrying case)
KA4AL	12237	Complete Die Set for aluminum connectors. Includes dies for 8 AWG through 2/0 AWG (Dies can be stored in tool carrying case)

KC4 DIES FOR SERVICE ENTRANCE CONNECTORS

CAT. NO.	UPC NO.	DESCRIPTION
KD4-10	02021	Crimping Dies for 5/8" Service Entrance Connectors
KD4-840	02022	Crimping Dies for 840 Service Entrance Connectors

DIES FOR CRIMPING COLOR-CODED COPPER & ALUMINUM LUGS & SPLICES

CABLE SIZE	ALUMINUM			COPPER		
	CAT. NO.	UPC NO.	COLOR	CAT. NO.	UPC NO.	COLOR
8 AWG	KA4-8	12222	BLUE	KC4-8	02075	RED
6 AWG	KA4-6	12223	GRAY	KC4-6	02076	BLUE
4 AWG	KA4-4	12225	GREEN	KC4-4	02077	GRAY
2 AWG	KA4-2	12226	PINK	KC4-2	02078	BROWN
1 AWG	KA4-1	12227	GOLD	KC4-1	02079	GREEN
1/0 AWG	KA4-1/0	12228	TAN	KC4-1/0	02080	PINK
2/0 AWG	KA4-2/0	12229	OLIVE	KC4-2/0	02081	BLACK
3/0 AWG	-	-	-	KC4-3/0	02082	ORANGE
4/0 AWG	-	-	-	KC4-4/0	02083	PURPLE
250 KCMIL (MCM)	-	-	-	KC4-250	02084	YELLOW
300 KCMIL (MCM)	-	-	-	KC4-300	10988	WHITE

*Note: Connections are UL and cUL classified for copper and aluminum when used with Anderson®, Blackburn®, FCI Burndy®, ILSCO®, Panduit®, Thomas & Betts® and Penn-Union® color-coded lugs and splices.

*UL and cUL classified for use with Anderson®, Blackburn®, FCI Burndy®, ILSCO®, Panduit®, Penn-Union®, and Thomas & Betts® copper and aluminum color-coded lugs and splices. The products listed above are registered trademarks of Anderson®, Blackburn®, FCI Burndy®, ILSCO®, Panduit®, Penn-Union® and Thomas & Betts®.

Crimping Dies for 6-Ton Tools



- All dies on this page for use with EK628L, ECCXL, and EK622L tools

6-TON CRIMPING DIE KIT*

CAT. NO.	UPC NO.	DESCRIPTION
K22S1GL	03078	Die Kit for 8 AWG to 600 kcmil Copper Connectors – Includes all copper die sets listed below and carrying case
KD06AL	01631	Die Kit for 8 AWG to 350 kcmil Aluminum Connectors – Includes all aluminum die sets listed below and carrying case

DIES FOR CRIMPING COLOR-CODED COPPER & ALUMINUM LUGS & SPLICES* (REQUIRE UA22 ADAPTER WHEN USED WITH ECCXL, HCCX, & RCCX TOOLS)

22 SERIES CRIMPING DIES

CABLE SIZE	ALUMINUM			COPPER		
	CAT. NO.	UPC NO.	COLOR	CAT. NO.	UPC NO.	COLOR
8 AWG	KA22-8	06744	BLUE	KC22-8	03079	RED
6 AWG	KA22-6	06745	GRAY	KC22-6	03080	BLUE
4 AWG	KA22-4	06746	GREEN	KC22-4	03081	GRAY
2 AWG	KA22-2	06747	PINK	KC22-2	03082	BROWN
1 AWG	KA22-1	06749	GOLD	KC22-1	03083	GREEN
1/0 AWG	KA22-1/0	06750	TAN	KC22-1/0	03084	PINK
2/0 AWG	KA22-2/0	06751	OLIVE	KC22-2/0	03085	BLACK
3/0 AWG	KA22-3/0	06752	RUBY	KC22-3/0	03086	ORANGE
4/0 AWG	KA22-4/0	06753	WHITE	KC22-4/0	03087	PURPLE
250 KCMIL (MCM)	KA22-250	06754	RED	KC22-250	03088	YELLOW
300 KCMIL (MCM)	KA22-300	06755	BLUE	KC22-300	03089	WHITE
350 KCMIL (MCM)	KA22-350	06756	BROWN	KC22-350	03090	RED
400 KCMIL (MCM)	-	-	-	KC22-400	03091	BLUE
500 KCMIL (MCM)	-	-	-	KC22-500	03092	BROWN



KC22-500

*Note: Connections are UL and cUL classified for copper and aluminum, when used with Greenlee tools on Anderson®, Blackburn®, FCI Burndy®, ILSCO®, Panduit®, Thomas & Betts® and Penn-Union® color-coded lugs and splices.

DIES FOR USE WITH SERVICE ENTRANCE CONNECTORS, C-TAPS, H-TAPS, OVERHEAD AND UNDERGROUND CONNECTORS (REQUIRE UAW ADAPTER WHEN USED WITH ECCXL TOOLS, REQUIRES CJD3, CJD3BG, OR CJD30 JAWS WHEN USED WITH EK628L TOOLS)

"W" STYLE DIES

CAT. NO.	UPC NO.	BURNDY® NO.	CAT. NO.	UPC NO.	BURNDY® NO.
KD6-10	10165	W-BG	KD6-18	10173	W-166
KD6-11	10166	W-O	KD6-19	10174	W-243
KD6-12	10167	W-C	KD6-20	10175	W-247
KD6-13	10168	W-K840	KD6-21	10176	W-249
KD6-14	10169	W-161	KD6-22	10177	W-164
KD6-15	10170	W-162	KD6-24	10179	W-237
KD6-16	10171	W-163	KD6-25	10180	W-239
KD6-17	10172	W-165	KD6-27	10182	W-28K



KD6-11

Crimping Dies for 12-Ton Tools



All dies on this page for use with EK1230L, EK1240L, HK1230, HK1240, RK1240, HKL1232, and E12CCX tools, and RK1550 equipped with 48802 die adapter

12-TON CRIMPING KITS

"U" STYLE DIE KITS

CAT. NO.	UPC NO.	DESCRIPTION
KD12CU	10260	Die Kit for 6 AWG to 750 kcmil Copper Connectors – Includes all copper die sets below except KC12-8
KD12AL	10261	Die Kit for 6 AWG to 750 kcmil Aluminum Connectors – Includes all aluminum die sets below except 35776

DIES FOR CRIMPING COLOR-CODED COPPER & ALUMINUM LUGS & SPLICES

"U" STYLE DIES

CABLE SIZE	ALUMINUM			COPPER		
	CAT. NO.	UPC NO.	COLOR	CAT. NO.	UPC NO.	COLOR
8 AWG	KA12-8	22084	BLUE	KC12-8	10996	GRAY
6 AWG	KA12-6	22085	GRAY	KC12-6	10997	BLUE
4 AWG	KA12-4	22086	GREEN	KC12-4	10998	GRAY
2 AWG	KA12-2	22087	PINK	KC12-2	10999	BROWN
1 AWG	KA12-1	22088	GOLD	KC12-1	11003	GREEN
1/0 AWG	KA12-1/0	22089	TAN	KC12-1/0	11004	PINK
2/0 AWG	KA12-2/0	22090	OLIVE	KC12-2/0	11007	BLACK
3/0 AWG	KA12-3/0	22121	RUBY	KC12-3/0	11010	ORANGE
4/0 AWG	KA12-4/0	22122	WHITE	KC12-4/0	11011	PURPLE
250 KCMIL (MCM)	KA12-250	22123	RED	KC12-250	11012	YELLOW
300 KCMIL (MCM)	KA12-300	22124	BLUE	KC12-300	11013	WHITE
350 KCMIL (MCM)	KA12-350	22125	BROWN	KC12-350	11014	RED
400 KCMIL (MCM)	KA12-400	22126	GREEN	KC12-400	11015	BLUE
500 KCMIL (MCM)	KA12-500	22127	PINK	KC12-500	11016	BROWN
600 KCMIL (MCM)	KA12-600	22128	BLACK	KC12-600	11018	GREEN
750 KCMIL (MCM)	KA12-750	22129	YELLOW	KC12-750	11020	BLACK




*Connections are UL and cUL classified for copper connectors when used with Greenlee tools on Anderson®, Blackburn®, FCI Burndy®, ILSCO®, Panduit®, Thomas & Betts® and Penn-Union® color-coded lugs and splices.

**Connections are UL and cUL classified for aluminum connectors when used with Greenlee tools on Anderson®, Blackburn®, FCI Burndy®, ILSCO®, Panduit®, Thomas & Betts® and Penn-Union® color-coded lugs and splices.

DIES FOR USE WITH SERVICE ENTRANCE CONNECTORS, C-TAPS, H-TAPS, OVERHEAD AND UNDERGROUND CONNECTORS

ADDITIONAL "U" - STYLE DIES

CAT. NO.	UPC NO.	BURNDY NO.	CAT. NO.	UPC NO.	BURNDY NO.
KD12-10	10188	U-BG	KD12-30	10200	U-D3
KD12-11	10189	U-O	KD12-32	10202	U-F
KD12-12	10190	U-C	KD12-33	10203	U-997
KD12-14	10192	U-161	KD12-35	10205	U-238
KD12-15	10193	U-162	KD12-36	10206	U-654
KD12-17	10195	U-165	KD12-37	10207	U-655
KD12-18	10196	U-166	KD12-38	10208	U-658
KD12-19	10197	U-243	KD12-39	10209	U-659
KD12-20	10198	U-247	KD12-40	10210	U-998
KD12-21	10199	U-249	-	-	-



ACCESSORIES

Crimping Die Carrying Case

- Holds 15 KC22, KA22, KC12, KA12 or "U" style crimping die sets



CAT. NO.	UPC NO.	DESCRIPTION
MKS1GL	01082	Crimping Die Carrying Case (dies not included)

Crimping Tool Load Cell

- Test gauge measures the force output of Greenlee 1230 and 1240 crimping tools
- Includes test gauge and blank die set



CAT. NO.	UPC NO.	DESCRIPTION
35887	35887	Crimping Tool Load Cell – 12-Ton

Crimping Tool Test Meter



- Electronically measures the force output of crimping tools
- Data can be transferred to computer files to develop tool histories
- To take measurements, one TC1KIT, one tool adapter and one sensor are required
- TC1 is battery powered and can be used in remote locations
- Includes TC1 measuring unit, battery charger and carrying case

ADAPTER AND SENSING UNIT CHART

CRIMPING TOOL	ADAPTER	SENSOR
EK410L	MA4	TF70L
EK622L (All CCX Tools, EK628L)	MA22	TF70L
All 1230 and 1240 Tools	MA120	TF130
HK121D, EK121DL	MA121D	TF130

CAT. NO.	UPC NO.	DESCRIPTION
TC1S KIT	01340	TC1 Unit
MA4	02086	Adapter for EK410L
MA22	06576	Adapter for EK622L, EK622L, CCX, EK628L
MA50	11798	Adapter for EK210L
MA120	06577	Adapter for 1230, 1240, E12CCX, E12CCXL
MA121D	24054	Adapter for EK121D, EK121DL
TF70L	06574	Sensor for EK210L, EK410L, EK622L, CCX, EK628L
TF130	06575	Sensor for 1230, 1240, E12CCX, EK121D, E12CCXL, EK121DL

AC Adapters for Battery-Powered Tools



- Operates all Greenlee 18V Li-ion battery-powered tools except the ES750, ES85, ES25 and ES1000
- Easily converts Greenlee 18V Li-ion battery-powered tools to corded tools
- Same physical size and shape as Greenlee 18V Li-ion batteries, providing unlimited run-time without additional weight or bulk
- Long 16.5 foot cord allows mobility and can also be used with an extension cord
- Provides the same power as a battery for consistent operating performance

SPECIFICATIONS

	EAC120	EAC230
Input	120V AC 60 Hz 150W	230V AC 50 Hz 150W
Output	12V DC 6.5A	12V DC 6.5A
Weight:	1.6 lbs (0.7 kg)	1.6 lbs (0.7 kg)

CAT. NO.	UPC NO.	DESCRIPTION
EAC18120	52191	AC Adapter, 120V to 18V
EAC18230	52192	AC Adapter, 230V to 18V

Battery Charger Adapter



- Attaches to 52178, 52179 and 52180 Li-ion battery chargers
- Allows chargers to charge Greenlee NiCd & NiMH 12V and 9.6V batteries

CAT. NO.	UPC NO.	DESCRIPTION
25766	25766	Battery Charger Adapter

REFERENCE

Competitive Die Compatibility

All Dies Listed may be used with the appropriate Greenlee Tools

TOOL TYPE	GREENLEE®	BURNDY®	T & B®	ILSCO®	HUSKIE®	PANDUIT®	BLACKBURN®	KEARNEY®	PENN-UNION®
EK410L	KC4, KA4	-	-	-	-	-	-	-	-
EK628L	KC22, KA22	W, X ⁶	6 TON ⁶	ND ⁸	HT58 ⁸	CD-2001 ⁸	BY ⁹	O ⁹	-
EK622L	KC22, KA22, KD6	W, X	-	ND	HT58	CD-2001	-	-	-
CCX	KC22 ¹ , KA22 ¹ , KD6 ²	W ² , X ²	6-TON ³	ND ²	HT ³ , HT58 ²	CD-2001 ²	BY ³	O ³	-
1230	KC12, "U" STYLE, KD12	U	15500 SERIES	ILD	HT41	CD-920	B, H	-	T
1240, 12CCX	KC12, "U" STYLE, KD12	U	15500 SERIES	ILD	HT41	CD-920	B, H	-	T
1240K	-	-	-	-	HTK	-	-	PH2	-
1550	-	P ⁴ , U ⁵	15600 SERIES ⁶ , 15500 SERIES ⁵	ILD-P ⁴ , ILD ⁵	HT61 ⁴ , HT41 ⁵	CD-940 ⁴ , CD-920 ⁵	15600 SERIES ⁶ , B ⁵ , H ⁵	PH2 ⁷	-
K425BG, K4250	K06	W, X	-	ND	HT58	CD-2001	-	-	-

Notes: **BOLD** indicates that use of the proper die adapter is needed.

¹ Use UA22 die adapters

² UAW die adapters

³ Use UAK die adapters

⁴ Use 48820 die adapters

⁵ Use 48802 die adapters

⁶ Use 48788 die adapters

⁷ Use 48824 die adapters

⁸ Use CJD30 or CJD3BG Jaws

⁹ Use CJK Jaws

Crimping Die Cross Reference

Copper Color-Coded Lugs and Splices for 6-Ton Crimping Tools

ECCXL, EK62L, EK628L

CABLE SIZE	COLOR CODE	GREENLEE® ¹	BURNDY® ²	T & B® ³	ILSCO® ²	HUSKIE® ²	PANDUIT® ²	BLACKBURN® ³
8 AWG	RED	KC22-8	W8CVT, W8CRT X8CRT	6TON21	-	-	CD-2001-8	BY15C
6 AWG	BLUE	KC22-6	W5CVT, W5CRT, X5CRT, X8CART	6TON24	-	-	CD-2001-6	BY17C
5 AWG	BLUE	NA	W5CVT, W5CRT, X5CRT	-	-	-	-	-
4 AWG	GRAY	KC22-4	W4CVT, W4CRT, X4CRT	6TON29	-	-	CD-2001-4	BY19C
3 AWG	WHITE	NA	W3CRT	-	-	-	-	-
2 AWG	BROWN	KC22-2	W2CVT, W2CRT, X2CRT	6TON33	-	-	CD-2001-2	BY21C
1 AWG	GREEN	KC22-1	W1CVT, X1CRT-1, W1CRT-1	6TON37	-	-	CD-2001-1	BY53C
1/0 AWG	PINK	KC22-1/0	W25VT, W25RT, X25RT	6TON42	-	-	CD-2001-1/0	BY23C
2/0 AWG	BLACK	KC22-2/0	W26VT, W26RT, X26RT	6TON45	-	-	CD-2001-2/0	BY28C
3/0 AWG	ORANGE	KC22-3/0	W27VT, W27RT, X27RT	6TON50	-	-	CD-2001-3/0	BY25C
4/0 AWG	PURPLE	KC22-4/0	W28VT, W28RT, X28RT	6TON54	-	-	CD-2001-4/0	BY31C
250 KCMIL (MCM)	YELLOW	KC22-250	W29VT, W29RT, X29RT	6TON62	-	-	CD-2001-250	BY27C
300 KCMIL (MCM)	WHITE	KC22-300	W30VT, W30RT	6TON66	-	-	CD-2001-300	BY35C
350 KCMIL (MCM)	RED	KC22-350	W31VT, W31RT	6TON71	-	-	CD-2001-350	BY37C
400 KCMIL (MCM)	BLUE	KC22-400	W32VT, W32RT	6TON76	-	-	CD-2001-400	-
500 KCMIL (MCM)	BROWN	KC22-500	W34VT, W34RT	6TON87	-	-	CD-2001-500	-

Notes for 6-ton dies: ¹ Can be used with 22 Series, CCX and EK628L tools. Use UA22 die adapters with CCX. Use without adapters with 22 Series and EK628L.

² Can be used with 22 Series, CCX and EK628L tools. Use UAW die adapters with CCX. Use W die adapters with 22 Series. Use with CJD3 jaws with EK628L.

³ Can be used with CCX and EK628L tools only. Cannot be used with 22 Series tools. Use UAK die adapters with CCX. Use with CJK jaws with EK628L.

Crimping Die Cross Reference

Copper Color-Coded Lugs and Splices for 12-Ton Crimping Tools

ALL 1230, 1240 & E12CCXL TOOLS*

CABLE SIZE	COLOR CODE	GREENLEE®	BURNDY®	T & B®	ILSCO®	HUSKIE®	PANDUIT®	BLACKBURN®	PENN-UNION®
8 AWG	RED	KC12-8	U8CRT	15520	ILD-1	-	CD-920-8	B71CH	-
6 AWG	BLUE	KC12-6	U5CRT, U8CABT	15522	ILD-2	HT41AT	CD-920-6	B73CH	T-7/374
5 AWG	BLUE	NA	U5CRT	-	-	-	-	-	-
4 AWG	GRAY	KC12-4	U4CRT, U6CABT	15527	ILD-3	HT41AU	CD-920-4	B74CH	T-8/346
3 AWG	WHITE	NA	U3CRT	-	-	-	-	-	-
2 AWG	BROWN	KC12-2	U2CRT	15528	ILD-4	HT41AW	CD-920-2	B75CH	T-9
1 AWG	GREEN	KC12-1	U1CRT, 4UCABT	15513	ILD-4	HT41AX	CD-920-1	B05CH	T-10
1/0 AWG	PINK	KC12-1/0	U25RT, U2CABT	15508	ILD-5	HT41AY	CD-920-1/0	B06CHI	T-11/375
2/0 AWG	BLACK	KC12-2/0	U26RT	15526	ILD-6	HT41AZ	CD-920-2/0	B72CH	T-12/348
3/0 AWG	ORANGE	KC12-3/0	U27RT	15530	ILD-9	HT41BA	CD-920-3/0	B08CH	T-13
4/0 AWG	PURPLE	KC12-4/0	U28RT	15511	ILD-10	HT41BC	CD-920-4/0	B09CH	T-14
250 KCMIL (MCM)	YELLOW	KC12-250	U29RT	15510	ILD-11	HT41BE	CD-920-250	B26CH	T-15
300 KCMIL (MCM)	WHITE	KC12-300	U30RT, U28ART	15534	ILD-12	HT41BF	CD-920-300	B10CH	T-16
350 KCMIL (MCM)	RED	KC12-350	U31RT, U29ART	15512	ILD-13	HT41BJ	CD-920-350	B11CH	T-17
400 KCMIL (MCM)	BLUE	KC12-400	U32RT, U30ART	15512	ILD-14	HT41BK	CD-920-400	B11CH	T-18/324
500 KCMIL (MCM)	BROWN	KC12-500	U34RT, U31ART	15506	ILD-15	HT41BL	CD-920-500	B12CH	T-19/470
600 KCMIL (MCM)	GREEN	KC12-600	U36RT, U32ART	-	ILD-16	HT41BM	CD-920-600	B36CH	T-20/299
700 KCMIL (MCM)	PINK	NA	U38RT	15505	ILD-16	-	-	-	T-20/299
750 KCMIL (MCM)	BLACK	KC12-750	U39RT	15515	ILD-17	HT41BP	CD-920-750	B29CH	T-22/472

Notes for all 12-ton dies: *All 12-ton dies shown can be used with all 1230, 1240 & E12CCXL Greenlee tools up to the capacity limits of the tool

Crimping Die Cross Reference

Aluminum Color-Coded Lugs and Splices for 6-Ton Crimping Tools

ECCXL, EK622L & EK628L

CABLE SIZE	COLOR CODE	GREENLEE® ¹	BURNDY® ²	T & B® ³	ILSCO® ²	HUSKIE® ²	PANDUIT® ²	BLACKBURN® ³
8 AWG	BLUE	KA22-8	X8CART	6TON24	-	-	CD-2001-8	BY17C
6 AWG	GRAY	KA22-6	X6CART	6TON29	-	-	CD-2001-6	BY19C
4 AWG	GREEN	KA22-4	X4CART	6TON37	-	-	CD-2001-4	BY53C
2 AWG	PINK	KA22-2	X2CART	6TON42	-	-	CD-2001-2	BY23C
1 AWG	GOLD	KA22-1	X1CART	6TON45	-	-	CD-2001-1	BY24C
1/0 AWG	TAN	KA22-1/0	X25ART	6TON50	-	-	CD-2001-1/0	BY25C
2/0 AWG	OLIVE	KA22-2/0	X26ART	6TON54	-	-	CD-2001-2/0	BY31C
3/0 AWG	RUBY	KA22-3/0	X27ART	6TON60	-	-	CD-2001-3/0	BY32C
4/0 AWG	WHITE	KA22-4/0	X28ART	6TON66	-	-	CD-2001-4/0	BY35C
250 KCMIL (MCM)	RED	KA22-250	-	6TON71	-	-	CD-2001-250	BY37C
300 KCMIL (MCM)	BLUE	KA22-300	-	6TON76	-	-	CD-2001-300	BY35C
350 KCMIL (MCM)	BROWN	KA22-350	-	6TON87	-	-	CD-2001-350	BY37C

Notes for 6-ton dies:

¹ Can be used with 22 Series, CCX and EK628L tools. Use UA22 die adapters with CCX. Use without adapters with 22 Series and EK628L.

² Can be used with 22 Series, CCX and EK628L tools. Use UAW die adapters with CCX. Use with W die adapters with 22 Series. Use CJO3 jaws with EK628L.

³ Can be used with CCX and EK628L tools. Cannot be used with 22 Series tools. Use UAK die adapters with CCX. Use CJK jaws with EK628L.

Crimping Die Cross Reference

Aluminum Color-Coded Lugs and Splices for 12-Ton Crimping Tools

ALL 1230, 1240 & E12CCXL TOOLS*

CABLE SIZE	COLOR CODE	GREENLEE®	BURNDY®	T & B®	ILSCO®	HUSKIE®	PANDUIT®	BLACKBURN®	PENN-UNION®
8 AWG	BLUE	KA12-8	U8CABT	15522	ILD-2	HT41GL	CD-920-8	B73CH	T-7/374
6 AWG	GRAY	KA12-6	U6CABT	15527	ILD-3	HT41GE	CD-920-6	B74CH	T-8/346
4 AWG	GREEN	KA12-4	U4CABTQ	15513	ILD-4	HT41GM	CD-920-4	B05CH	T-11/375
2 AWG	PINK	KA12-2	U2CABT	15508	ILD-7	HT41GF	CD-920-2	B06CHI	T-12/348
1 AWG	GOLD	KA12-2	U1CART	15526	ILD-7	-	CD-920-1	B06CHI	T-471
1/0 AWG	TAN	KA12-1/0	U25ART	15530	ILD-8	HT41EX	CD-920-1/0	B06CH	T-296
2/0 AWG	OLIVE	KA12-2/0	U26ART	15511	ILD-10	HT41EY	CD-920-2/0	B09CH	T-297
3/0 AWG	RUBY	KA12-3/0	U27ART	15532	ILD-10	HT41GW	CD-920-3/0	B26CH	T-467
4/0 AWG	WHITE	KA12-4/0	U28ART	15534	ILD-12	HT41EZ	CD-920-4/0	B10CHI	T-298
250 KCMIL (MCM)	RED	KA12-250	U29ART	15514	ILD-13	HT41FW	CD-920-250	B11CH	T-18/324
300 KCMIL (MCM)	BLUE	KA12-300	U30ART	15512	ILD-14	HT41GZ	CD-920-300	B11CH	T-19/470
350 KCMIL (MCM)	BROWN	KA12-350	U31ART	15506	ILD-14	HT41FA	CD-920-350	B12CHI	T-20/299
400 KCMIL (MCM)	GREEN	KA12-400	U32ART	15536	ILD-16	HT41HH	CD-920-400	B36CH	T-22/472
500 KCMIL (MCM)	PINK	KA12-500	U34ART	15505	ILD-16A	HT41FB	CD-920-500A	B76CH	T-300
600 KCMIL (MCM)	BLACK	KA12-600	U36ART	15515	ILD-17	HT41HG	CD-920-600	-	T-24/473
700 KCMIL (MCM)	YELLOW	NA	U38ART	-	ILD-17	HT41IJ	-	-	-
750 KCMIL (MCM)	YELLOW	KC12-750	U39ART	15504	ILD-18	HT41IJ	CD-920-750	-	-

Notes for all 12-ton dies: * All 12-ton dies shown can be used with all 1230, 1240 and E12CCXL Greenlee tools up to the capacity limits of the tool

Crimping Die Cross Reference

Copper C-Taps for Copper Cables

ECCXL, EK622L & EK628L

CABLE SIZE	TAP	GREENLEE® ¹	BURNDY® ²	T & B® ³	ILSCO® ²	HUSKIE® ²	PANDUIT® ²	BLACKBURN® ³
10 AWG	10 AWG		W238			HT58DG	-	-
8 AWG	8 AWG	KD6-15	W162	-	-	HT58BZ	-	BY21
4-6 AWG	8 AWG	KD6-10	WBG	-	ND-BG	HT58G	CD-2001-BG	BY31
4-6 AWG	6 AWG	KD6-10	WBG	-	ND-BG	HT58G	CD-2001-BG	BY31
4-6 AWG	4 AWG	KD6-10	WBG	-	ND-BG	HT58G	CD-2001-BG	BY31
2-3 AWG	4-8 AWG	KD6-12	WC	-	ND-C	HT58J	CD-2001-C	BY33
2-3 AWG	2-3 AWG	KD6-12	WC	-	ND-C	HT58J	CD-2001-C	BY33
1/0-2/0 AWG	8-2 AWG	KD6-11	WO	-	-	HT58AK	-	OJB
1/0-2/0 AWG	1/0-2/0 AWG	KD6-11	WO	-	-	HT58AK	-	OJB
3/0-4/0 AWG	6-2 AWG	D ₃ ⁴	-	-	-	-	-	DBL
3/0-4/0 AWG	1/0-2/0 AWG	D ₃ ⁴	-	-	-	-	-	-
3/0-4/0 AWG	3/0-4/0 AWG	D ₃ ⁴	-	-	-	-	-	-

Notes for 6-ton dies:

¹ Can be used with 22 Series, CCX and EK628L tools. Use UAW die adapters with CCX. Use D3 adapters with 22 Series. Use CJD3 jaws with EK628L.

² Can be used with 22 Series, CCX and EK628L tools. Use UAW die adapters with CCX. Use D3 die adapters with 22 Series. Use CJD3 jaws with EK628L.

³ Can be used with CCX and EK628L tools. Cannot be used with 22 Series tools. Use UAK die adapters with CCX. Use CJK jaws with EK628L.

⁴ Die adapters included with EK622L have D3 profile. UAW adapters for CCX tools have D3 profile. CJD3 jaws for EK628L have D3 profile.

Crimping Die Cross Reference

Copper C-Taps for Copper Cables

ALL 1230, 1240 & E12CCXL TOOLS*

CABLE SIZE	TAP	GREENLEE®	BURNDY®	T & B®	ILSCO®	HUSKIE®	PANDUIT®	BLACKBURN®	PENN-UNION®
10 AWG	10 AWG	KD12-35	U238			HT41DG	-	-	-
8 AWG	8 AWG	KD12-15	U162	-	-	HT41BZ	-	B71AH	-
4-6 AWG	8 AWG	KD12-10	UBG	-		HT41G	CD-920-BG	B58CS	T-BG
4-6 AWG	6 AWG	KD12-10	UBG	-		HT41G	CD-920-BG	B58CS	T-BG
4-6 AWG	4 AWG	KD12-10	UBG	-		HT41G	CD-920-BG	B58CS	T-BG
2-3 AWG	4-8 AWG	KD12-12	UC	-	ILD-C	HT41J	CD-920-C	HKBO	-
2-3 AWG	2-3 AWG	KD12-12	UC	-	ILD-C	HT41J	CD-920-C	HKBO	-
1/0-2/0 AWG	8-2 AWG	KD12-11	UO	-	ILD-O	HT41AK	-	HO	T-O
1/0-2/0 AWG	1/0-2/0 AWG	KD12-11	UO	-	ILD-O	HT41AK	-	HO	T-O
3/0-4/0 AWG	6-2 AWG	KD12-30	UD3	-	ILD-D3	HT41X	CD-920-D3	HD	T-D3
3/0-4/0 AWG	1/0-2/0 AWG	KD12-30	UD3	-	ILD-D3	HT41X	CD-920-D3	HD	T-D3
3/0-4/0 AWG	3/0-4/0 AWG	KD12-30	UD3	-	ILD-D3	HT41X	CD-920-D3	HD	T-D3

Notes for all 12-ton dies: *All 12-ton dies shown can be used with all 1230, 1240 and E12CCXL Greenlee tools up to the capacity limits of the tool.

CABLE BENDING TOOLS

Ratchet Cable Bender



796

- Simplifies and speeds cable installation
- 10" (254 mm) ratchet extension is furnished to simplify bending in deep enclosures
- Includes ratchet wrench, L-wrench, ratchet extension, bending shoe assembly and storage box

SPECIFICATIONS

Capacity	Up through 500 kcmil (MCM) (240 mm ²), 600 volt, copper or aluminum cable
Weight	8.2 lbs (3.7 kg)

CAT. NO.	UPC NO.	DESCRIPTION
796	22590	Ratchet Cable Bender
22578	22578	Ratchet Wrench with Grip
22579	22579	L-Wrench with Grip
22682	22682	10" (254 mm) Ratchet Extension
22934	22934	Bending Shoe
30236	30236	Storage Box

Hydraulic Cable Bender

800F1725



- One-shot bends up to 90°; automatically unloads cable
- Compact design bends in tight places
- Unit with foot pump keeps both hands free to hold cable

SPECIFICATIONS

Capacity	350 - 1000 kcmil (MCM) (185-500 mm ²), 600 volt 350 - 750 kcmil (MCM) compact cable
Weight	800 - 7 lbs (3.2 kg), 802 - 26 lbs (11.8 kg) 800F1725 - 36 lbs (16.4 kg)

CAT. NO.	UPC NO.	DESCRIPTION
800	23892	Hydraulic Cable Bender only
802	24395	Hydraulic Cable Bender with High Pressure Hose Unit and Storage Box
800F1725	23893	Hydraulic Cable Bender with 1725 Foot Pump, High Pressure Hose Unit and Storage Box
37729	37729	High Pressure Hydraulic Hose 1/4" x 10' (6.4 mm x 3 m)
1725	31353	Hydraulic Foot Pump
23955	23955	Metal Storage Box

WIRE AND CABLE STRIPPING TOOLS

Universal Cable Stripper

**NEW
PRODUCT**



JRF-4

- Large capacity clamp jaw – Wide range, 1/2" - 3" cable outside diameter, enabling productivity when working with a variety of cable sizes
- Tension trigger – 150 lbs of clamping force allows user to securely capture cable for precise blade setting
- Delrin™ ball bearing rollers – Reduces the amount of force needed for the tool to move around and up the cable during stripping
- Rollerball actuation – Allows user to maintain constant contact with the clamp as it moves around the cable
- Precision adjustable cutting blades – EPR and XLP design-specific blades allow for ease and efficient cut back

SPECIFICATIONS

Dimensions	9.7" x 6.5" x 3.5" (246 x 165 x 90 mm)
Weight	2.2 (.99 kg)

	CAT. NO.	UPC NO.	DESCRIPTION
N	JRF-4EPR	02746	Tool Kit, Universal Full - EPR
N	JRF-4XLP	02747	Tool Kit, Universal Full - XLP
R	JRF-REPR	02748	Blade Replacement Kit - EPR
R	JRF-RXLP	02750	Blade Replacement Kit - XLP
R	JRF-RPK	02749	Replacement Parts Kit

Saber™ Cable Stripper Tools

**NEW
PRODUCT**



GTS-1930

**NEW
PRODUCT**



GTSD-1930

- Reverse compatible bushing engagement
- Spring-loaded retention pin
- Precision depth stop
- Tension grip lock nut
- Self-contained depth control
- GTSD-1930 - 1/4" quick connect drill used on low torque level

GTS-1930 SPECIFICATIONS

Dimensions	6.75" x 4.5" x 3.5" (171.5 x 114 x 90 mm)
Weight	1.15 lbs (0.52 kg)

GTSD-1930 SPECIFICATIONS

Dimensions	9" x 2.25" x 2.1" (229 x 57 x 53 mm)
Weight	.679 lbs (0.31 kg)

	CAT. NO.	UPC NO.	DESCRIPTION
N	GTS-1930	02731	Tool Only
N	GTSD-1930	04021	Tool Only
N	GTS-THHN	02735	Copper Bushing Kit (GTS 1930 THHN CU)
N	GTS-THHN-SW	03563	Copper Bushing Kit (SW THHN)
N	GTS-THHN-GC	03564	Copper Bushing Kit (GC THHN)
N	GTS-THHN-EC	03565	Copper Bushing Kit (EC THHN)
N	GTS-XHHW	02736	Copper Bushing Kit (GTS 1930 XHHW CU)
N	GTS-XHHW-SW	03566	Copper Bushing Kit (SW XHHW)
N	GTS-XHHW-GC	03567	Copper Bushing Kit (GC XHHW)
N	GTS-XHHW-EC	03568	Copper Bushing Kit (EC XHHW)
N	GTS-THXH	02738	Aluminum Bushing Kit (GTS 1930 TH/XH AL)
N	GTS-THXH-SW	03569	Aluminum Bushing Kit (SW THXH)
N	GTS-THXH-GC	03570	Aluminum Bushing Kit (GC THXH)
N	GTS-THXH-EC	03571	Aluminum Bushing Kit (EC THXH)
N	GTS-RH	02739	Bushing Kit (GTS 1930 RH CU)
R	GTS-RDS	02733	Depth Stop Replacement Kit
R	GTS-CASE	03435	Bushing Kit Case
R	GTS-BRK	62854	Blade Replacement Kit

See chart for individual bushings on page 268

BUSHING & CABLE SIZING REFERENCE TABLE

CAT. NO.	UPC NO.	EQUIVALENT	MAX CABLE DIAMETER	JACKET MIL THICKNESS	MAX BUSHING INNER DIAMETER	THHN CU	XHHW CU	THHN/XHHN AL	RHW/RHH USE CU
EF-1	02646	10-27522	0.265	30	0.275	6	6	6	
T-1	03527	10-30030	0.290	45	0.300				
F-1	02647	10-32530	0.315	45	0.325	4	4	4	
R-1	02648	10-32540	0.315	60	0.325				6
E-1	02649	10-35030	0.340	45	0.350	3	3		
EF-2	02650	10-37530	0.365	45	0.375		2	2	
R-2	02651	10-37540	0.365	60	0.375				4
E-2	02652	10-40030	0.390	45	0.400	2			
T-2	03528	10-40075	0.390	95	0.400				
F-2	02653	10-42540	0.415	60	0.425			1	2
R-3	02654	10-45040	0.440	60	0.450	1	1		
EF-3	02655	10-47540	0.465	60	0.475			1/0	
T-3	03529	10-47560	0.465	80	0.475				
T-4	03530	10-50040	0.490	60	0.500	1/0	1/0	2/0	
T-5	03531	10-50060	0.490	80	0.500				1
EF-4	02656	10-52540	0.515	60	0.525	2/0	2/0		
T-6	03532	10-52550	0.515	70	0.525				
R-4	02657	10-52560	0.515	80	0.525				
E-3	02658	10-55040	0.540	60	0.550			3/0	
T-7	03483	10-55060	0.540	80	0.550				1/0
F-3	02660	10-57540	0.565	60	0.575	3/0	3/0		
R-5	02661	10-57560	0.565	80	0.575				2/0
T-8	03484	10-57575	0.565	95	0.575				
E-4	02662	10-60040	0.590	60	0.600			4/0	
R-6	02663	10-60060	0.590	80	0.600				
T-9	03485	10-60075	0.590	95	0.600				
F-4	02664	10-62540	0.615	60	0.625				
T-10	03489	10-62560	0.615	80	0.625				3/0
T-11	03490	10-62575	0.615	95	0.625				
RB-1	03572	10-65040	0.640	60	0.650	4/0	4/0		
R-7	02665	10-65060	0.640	80	0.650				
T-12	03491	10-65075	0.640	95	0.650				
E-5	02666	10-67540	0.665	60	0.675			250	
T-13	03492	10-67560	0.665	80	0.675				
T-14	03495	10-67575	0.665	95	0.675				
F-5	02675	10-70050	0.690	70	0.700	250	250		
T-15	03496	10-70060	0.690	80	0.700				4/0
T-16	03510	10-70075	0.690	95	0.700				
R-8	02676	10-72560	0.715	80	0.725			300	
EF-5	02677	10-75050	0.740	70	0.750	300	300		
T-18	03516	10-75060	0.740	80	0.750				
T-17	03515	10-75075	0.740	95	0.750				
B-1	02678	11-77550	0.765	70	0.775			350	
T-19	03517	11-77560	0.765	80	0.775				
T-20	03518	11-77575	0.765	95	0.775				250
AF-1	02679	11-80050	0.790	70	0.800	350	350	400	
T-21	03529	11-80060	0.790	80	0.800				
R-9	02680	11-80075	0.790	95	0.800				
BF-1	02681	11-82550	0.815	70	0.825				300
A-1	02682	11-85050	0.840	70	0.850	400	400		
T-22	03520	11-85060	0.840	80	0.850				
R-10	02683	11-85075	0.840	95	0.850				
E-6	02684	11-87550	0.865	70	0.875			500	
T-23	03521	11-87560	0.865	80	0.875				
R-11	02685	11-90075	0.890	95	0.900				350
F-6	02686	11-92550	0.915	70	0.925				
T-24	03522	11-92560	0.915	80	0.925				
RB-2	03573	11-95050	0.940	70	0.950	500	500		
E-7	02687	11-97550	0.965	70	0.975				
T-25	03523	11-97560	0.965	80	0.975			600	
T-26	03524	11-97575	0.965	95	0.975				
T-27	03525	11-100060	0.990	80	1.000				500
F-7	02688	11-102560	1.015	80	1.025				
R-12	02689	11-102575	1.015	95	1.025				
E-8	02690	11-105060	1.040	80	1.050	600	600	700	
T-28	03526	11-105075	1.040	95	1.050				
F-8	02693	11-107560	1.065	80	1.075			750	
F-9	02702	11-110060	1.090	80	1.100				
RB-3	03574	11-115060	1.140	80	1.150	750	750		
E-9	02703	11-117560	1.165	80	1.175				

MC Cable Cutter



- Use With AC and MC Cable up to 1"
- Adjustable up to 1" outside diameter
- Cuts in seconds with a few quick turns of the crank and an easy twist of the armor
- Convenient under-handle blade storage holds spare blades
- Quick load clamp system makes repeat cuts fast and easy
- Use with replacement blades Greenlee Cat #1941-1 or #1941-5

SPECIFICATIONS

Dimensions	10.63" x 6.13" x 2.5" (270 x 156 x 64 mm)
Weight	0.72 lbs (0.33 kg)

CAT. NO.	UPC NO.	DESCRIPTION
0952-01	02072	Cutter, Cable MC

Cable Stripping Tool



- Triple action stripping – rotary, linear, and spiral – "Window" stripping is accomplished by combining 2 rotary cuts with a spiral cut in between them
- Eliminates Cable Scoring, blade height is adjustable to precisely match insulation thickness
- Interchangeable cable guides for small and large cable diameters
- Hook on the cable guide is used to start jacket removal without the need to use a screwdriver or pliers
- Replacement blade storage pocket in the base of the tool
- Long life, high-carbon steel blade
- Ergonomic handle shape
- Suitable for most jacket materials

SPECIFICATIONS

Capacity	THHN Cable Size Range: 8 AWG to 1250 kcmil (10-625 mm ²) Overall Cable Diameter: 0.18" to 1.57" (4.5-40.0 mm) Cable Diameter Using Small Cable Guide Hook: 0.18" to 0.98" (4.5-25.0 mm) Cable Diameter Using Large Cable Guide Hook: 0.79" to 1.57" (20.0-40.0 mm)
Weight	.25 lbs (0.1 g)

CAT. NO.	UPC NO.	DESCRIPTION
1903	12679	Cable Stripping Tool
R 13544	13544	Replacement Blade (2 per package)
R 13545	13545	Replacement Small Hook
R 13546	13546	Replacement Large Hook

Kwik Stripper® Wire Stripper



- 34-10 AWG (.08-6 mm²) stripping capacity
- 12 AWG (4 mm²) solid, 10 AWG (6 mm²) stranded cutting capacity
- Strips and cuts flat and round cable
- Self-adjusts to different wire gauges
- Contoured and cushioned handles
- Front entry jaws have an adjustable strip length guide
- Lightweight reinforced nylon is chemical and corrosion resistant

CAT. NO.	UPC NO.	DESCRIPTION
45000	45000	Kwik Stripper® Wire Stripper
R 20243	20243	Blade Cassette

Automatic Wire Stripper

1935



- Production grade wire stripper strips insulation from most smaller gauge wire
- Strips up to 7/8" (22.2 mm) length
- Strips PVC and THHN insulation
- For use with solid and stranded wire

SPECIFICATIONS

Capacity	20-10 AWG (.5 mm ² - 6 mm ²) with PVC or THHN insulation
Weight	.7 lbs (300 g)

CAT. NO.	UPC NO.	DESCRIPTION
1935	37600	Automatic Wire Stripper

WIRE CRIMPING TOOLS

Gator® Terminal Crimping Tool

AVAILABLE AS
BARE TOOL

IntelliCRIMP™

18V
Lithium-Ion

LED



1.5-TON

EK210L11



- Intelligent Crimping System Technology includes a pressure sensor that monitors the crimping force of each crimp and provides the operator a visual and audible alert if the force is below specifications
- State of the art 18V lithium ion (Li-ion) battery provides 70% more cycles per charge and faster cycle times
- LED light provides the operator with the battery charge and tool maintenance status
- In line tool style is light weight and very easy to control
- One trigger controls all tool functions
- Crimping head rotates 350°
- Tools automatically retract when the crimping or cutting cycle is complete
- Overmolded tacky grip areas make gripping the tool easier and more comfortable
- LED work light illuminates dark work areas
- Greenlee battery-powered crimping tools now use bio-degradable oil
- Smart chargers control the charging current, charging voltage and battery temperature to maximize battery life
- Uses all Kwik Cycle® 9 crimping dies
- Available with 120V, 12V or 230V battery charger or with 120V or 230V corded adapter in place of batteries and charger

SPECIFICATIONS

Capacity	Uses Kwik Cycle 9 Die Sets
Length	12-3/4" (324 mm)
Weight	3-1/2 lbs (1.6 kg)
Battery	18V 1.5 Ah Li-ion
Crimping Force	2,900 lbs (13kN)
Width	2-7/8" (73 mm)
Crimp Cycle Time	~2 seconds
Battery Charge Time	30 minutes
Est. Cycles per Charge	400

CAT. NO.	UPC NO.	DESCRIPTION
EK210L11	52079	1.5-Ton Battery-Powered Crimping Tool w/120V Charger
EK210L12	52080	1.5-Ton Battery-Powered Crimping Tool w/12V Charger
EK210L22	52081	1.5-Ton Battery-Powered Crimping Tool w/230V Charger
EK210L120	52082	1.5-Ton Crimping Tool w/120V AC Adapter
EK210L230	52083	1.5-Ton Crimping Tool w/230V AC Adapter
EK210LB	01129	EK210 Bare Crimper, 1.5-Ton
52177	52177	18V 1.5 Ah Li-ion
25752	25752	Carrying Case
52178	52178	120V Charger
52179	52179	230V Charger
52180	52180	12V Charger

B

R

R

R

R

R

Micro Crimping Tool

**NEW
PRODUCT**

EK50ML138B



- Ergonomic; total weight less than 2.2 lbs
- Crimp 3x faster with 90% less force
- LED work light
- 65% faster crimping cycle vs. ratcheting tool
- 250 crimps per cycle charge when crimping 10 AWG wire
- Patented Jaw Actuation for crimping cycle
- Innovative trigger with PowerSense™ Technology
- Overmolded grip for maximum comfort
- 10.8V Li-Ion battery with charge indicator

SPECIFICATIONS

Weight 2.2 lbs (1 kg)

CAT. NO.	UPC NO.	DESCRIPTION
N EK50ML12011	03105	Crimping Tool Kit with 12 mm Jaw and 110V Charger with Carrying Case
N EK50ML13811	03108	Crimping Tool Kit with 13.8 mm Jaw and 110V Charger with Carrying Case
N EK50ML12022	03123	Crimping Tool Kit with 12 mm Jaw and 230V Charger with Carrying Case
N EK50ML13822	03124	Crimping Tool Kit with 13.8 mm Jaw and 230V Charger with Carrying Case
N EK50ML120B	03128	12 mm Jaw EK50ML Bare Tool
N EK50ML138B	03130	13.8 mm Jaw EK50ML Bare Tool
R MBP108	03127	10.8V EK50ML Li-Ion Battery
R MBC110	03125	10.8V EK50ML Li-Ion Battery Charger, 110V
R MBC230	03126	10.8V EK50ML Li-Ion Battery Charger, 230V
R EK50MLCASE	03131	EK50ML Carrying Case

Note: EK50ML138 is compatible with all Greenlee Kwik Cycle® and CrimpALL® dies for various types of cables and sizes. See page 375-377 for the complete line of dies.



The EK50ML138 is compatible with all Greenlee Kwik Cycle® and CrimpALL® dies for various types of cables and sizes.

COMPATIBLE DIE SETS

	Wezag®	Panduit®	Thomas & Betts®	Ideal®
EK50ML120	CS30, CS150	CT-2600, CT-300	Sta-Kon®	
EK50ML138				Crimpmaster™



Kwik Cycle® 9 Crimp Frame



- Frames are manufactured from heat-treated, hardened tool steel for superior life and function
- Tools feature a precision, full-cycle ratchet for accurate and repeatable crimps every cycle
- Crimping dies are manufactured from hardened, heat-treated tool steel for superior life
- Tension adjustment preset at the factory for optimum performance
- Higher leverage force and ergonomically designed handle for improved comfort
- Ideal for field installation of connectors as well as shop use
- Die sets are easily interchangeable using a screwdriver
- Uses all Kwik Cycle 9 crimping dies (see below)


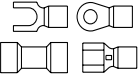

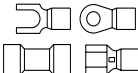

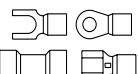

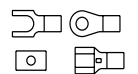




SPECIFICATIONS

Capacity	Uses Kwik Cycle® 9 Die Sets
Weight	1.1 lbs (500 g)

CAT. NO.	UPC NO.	DESCRIPTION
45504	45504	Kwik Cycle® 9" Crimp Frame

Kwik Cycle® 9 Crimping Dies

INTERCHANGEABLE DIE SETS FOR INSULATED AND NON-INSULATED TERMINALS

DESCRIPTION			CAT. NO.	UPC NO.
CONNECTION	FEATURES	DIE ONLY		
 22-10 AWG	 Color Coded nests for easy identification, Standard insulated terminals, ring tongue, spade lug, slide on and butt splices	45509	45509	
 22-10 AWG	 Color Coded nests for easy identification for fully insulated slide-on style connectors AMP Ultrafast™ style	45570	45570	
 26-16 AWG	 For mini insulated terminals with smaller wire barrels, Ring tongue, spade, slide on and butt splices	45565	45565	
 22-8 AWG	 For non-insulated terminals and splices	45507	45507	
 26-10 AWG	 For non-insulated and insulated wire ferrules	03283	03283	
 8-4 AWG	 For non-insulated and insulated wire ferrules	03284	03284	

Note: Other dies see page 272.

Premium Terminal Crimping Tool

K210



SPECIFICATIONS

Length	9" (23 cm)
Weight	1.35 lbs. (.6 kg)
Crimping Dies Included	22-10 AWG Insulated Terminals 22-10 AWG Uninsulated Terminals 26-8 AWG Wire Ferrules

- Storage for two sets of crimping dies in the handles
- No tools needed to change dies
- Precision mechanism for smooth crimping cycles
- Hardened mechanism components for long term durability
- Cushioned handles for comfort
- Full cycle mechanism assures complete crimps, but tool can be opened in mid-cycle if necessary
- Equipped with 3 crimping die sets for 22-10 AWG insulated terminals (red, yellow, blue), 22-10 AWG uninsulated terminals and 26-8 AWG wire ferrules

CAT. NO.	UPC NO.	DESCRIPTION
K210	10872	Crimping Tool with 10873, 10874 and 10875 die sets
R 10873	10873	Die Set, 22-10 AWG Insulated Terminals
R 10874	10874	Die Set, 22-10 AWG Uninsulated Terminals
R 10875	10875	Die Set, 26-8 AWG Wire Ferrules
A 10876	10876	Die Set, RG 58/59/62/71
A 10877	10877	Die Set, 20-10 AWG Open Barrel Connectors

Terminal Crimping Tool

KP1022



KP1022D



- Two die positions permit the KP1022 to crimp both insulated and uninsulated terminals and splices
- Forged steel and hardened design provides long life
- Smooth pivot action allows tool to easily be used with one hand
- Double-cushioned handle grips on the KP1022 are easy on the hands
- Standard handle grips on the KP1022D make it easy to slip in/out of tool pouches
- Precision machined and hardened cutter blades make wire cutting easy


SPECIFICATIONS

Overall Length	9-1/2" (241 mm)
Weight	1.05 lbs (.48 kg)
Capacity	Insulated Terminals & Splices – 10 - 22 AWG Uninsulated Terminals & Splices – 10 - 22 AWG

CAT. NO.	UPC NO.	DESCRIPTION
KP1022	02155	Terminal Crimping Tool with Molded Grip
KP1022D	10633	Terminal Crimping Tool with Dipped Grip

Kwik Cycle® Crimping Tool

K2-1BGL



- For non-insulated terminals
- Includes ratchet mechanism which releases only after full crimp cycle is completed

SPECIFICATIONS

Capacity	22 AWG - 6 AWG
Length	12.8" (325 mm)
Weight	.3 lbs (136 g)

CAT. NO.	UPC NO.	DESCRIPTION
K2-1BGL	02632	Kwik Cycle® Crimping Tool

Electrical Terminal Crimper



PA1176

- Heavy-duty crimper for D-sub 26-28 AWG pins and sockets; 22-26 AWG butt-insulated connectors; 22-26 AWG telephone piercing spade lugs; and 14-18, 20-22 AWG open barrel connectors
- Built-in wire cutter
- Dual-durometer grips for improved comfort and control

SPECIFICATIONS

Weight 8 oz. (227g)

CAT. NO.	DESCRIPTION
PA1176	Electrical Terminal Crimper

WIRE FERRULE CRIMPING TOOLS

PZ 6 ROTO Wire Ferrule Crimper



PA901435

Professional-quality rotary crimping tool for insulated and non-insulated wire ferrules with a wire range of 24-10 AWG (0.25-6.0 mm²)

- Rotating die for front or side ferrule insertion
- Crimps conform to EN 60947-1 & DIN 46228 Pt. 1 and 4
- Hardened steel die system for long life
- Single tool for entire wire range (no additional dies are required)
- Durable steel construction for long life
- Ergonomic handles for low-effort operation

SPECIFICATIONS

Weight 13 oz. (368 g)

CAT. NO.	DESCRIPTION
PA901435	PZ 6 ROTO Wire Ferrule Crimper

Wire Ferrule Crimping Tool 26 - 13 AWG



K1GL

- Makes trapezoidal crimps
- Includes cutter and replaceable stripper blade set

SPECIFICATIONS

Range	26-13 AWG (.14 - 2.5 mm ²)
Length	6.9" (175 mm)
Weight	.4 lbs (0.2 kg)

CAT. NO.	UPC NO.	DESCRIPTION
K1GL	02633	Wire Ferrule Crimper

Wire Ferrule Crimping Tool 26 - 10 AWG



K32GL

- Makes trapezoidal crimps with full-cycle ratchet mechanism to assure complete crimps
- Crimps single and twin cable wire ferrules
- Adjusts automatically to correct crimp size

SPECIFICATIONS

Range	Single cable wire ferrules: 26-10 AWG (.14 - 6 mm ²) Twin wire ferrules: 2 x 20 - 2 x 13 AWG (2 x .5 - 2 x 2.5 mm ²)
Length	8.4" (213 mm)
Weight	1.1 lbs (.4 kg)

CAT. NO.	UPC NO.	DESCRIPTION
K32GL	02637	Wire Ferrule Crimper

Wire Ferrule Crimping Tool 10 - 6 AWG



K34GL

- Makes trapezoidal crimps with full-cycle ratchet mechanism to assure complete crimps
- Crimps single and twin cable wire ferrules
- Adjusts automatically to correct crimp size

SPECIFICATIONS

Range	Single cable wire ferrules: 10-6 AWG (6 - 16 mm ²) Twin wire ferrules: 2 x 11 - 2 x 10 AWG (2 x 4 - 2 x 6 mm ²)
Length	8.9" (225 mm)
Weight	1.1 lbs (0.4 kg)

CAT. NO.	UPC NO.	DESCRIPTION
K34GL	02638	Wire Ferrule Crimper

Wire Ferrule Crimping Tool 25 - 10 AWG



K30GL

- Makes square-shaped crimps
- Full-cycle ratchet mechanism assures complete crimps
- Adjusts automatically to correct crimp size

SPECIFICATIONS

Range	25-10 AWG (0.14 - 6 mm ²)
Length	6.9" (175 mm)
Weight	1.1 lbs (0.4 kg)

CAT. NO.	UPC NO.	DESCRIPTION
K30GL	02636	Wire Ferrule Crimper

Wire Ferrule Crimping Tool 7 - 1/0 AWG




- Makes trapezoidal crimps with full-cycle ratchet mechanism to assure complete crimps
- Crimps single and twin cable wire ferrules

SPECIFICATIONS

Range	Single cable wire ferrules: 7-1/0 AWG (10 - 50 mm ²) Twin wire ferrules: 2 x 11 - 2 x 5 AWG (2 x 4 - 2 x 16 mm ²)
Length	13.2" (335 mm)
Weight	1.8 lbs (0.8 kg)

CAT. NO.	UPC NO.	DESCRIPTION
K28GL	02634	Wire Ferrule Crimper

Wire Ferrule Crimping Tool 1/0 - 3/0 AWG



- Makes trapezoidal crimps with full-cycle ratchet mechanism to assure complete crimps

SPECIFICATIONS

Range	1/0-3/0 AWG (50 - 90 mm ²)
Length	13.2" (335 mm)
Weight	1.8 lbs (0.8 kg)

CAT. NO.	UPC NO.	DESCRIPTION
K29GL	02635	Wire Ferrule Crimper



COMMUNICATIONS

GREENLEE COMMUNICATIONS OFFERS A COMPLETE LINE OF INNOVATIVE AND INDUSTRY-LEADING TEST & MEASUREMENT SOLUTIONS FOR THE COMMUNICATION SERVICE PROVIDER INDUSTRY.

Contents

Multi-Network Test Analyzers	280
Wireless Test Solution	281
Cable Maintenance Test Set	282
Cable & Service Testing	286
Wire & Cable Identification	293
Structured Wiring Testers	305
Buried Facility Location And Marking	310
Fiber Optic Test Equipment	315
Fiber Optic Hand Tools	337
Fiber Optic Kits	339
Communications Kits	340
Hand Tools	352
HDMI Tools	382



DataScout™ 10G

**NEW
PRODUCT**


DS10G-HW-B2

SPECIFICATIONS

Display & Input	7" WVGA LCD touch screen 800x600 resolution
Weight (Varies by configuration)	0.91 kg (2.0 lbs) minimum 1.36 kg (3.0 lbs) maximum
Dimensions	10 x 6.5 x 2.2 inches (WxHxD) 254 x 165 x 56 millimeters (WxHxD)

ENVIRONMENTAL

Operating Temperature	Operating Temperature: 10°C to 55°C 14°F to 131°F
Operating Humidity:	0% to 93% RH non-condensing
Storage Temperature:	-20°C to 70°C -4°F to 158°F
Battery Type:	Li Ion battery pack
Run Time:	2-8 hours (varies by test mode)
External Power:	Mains: 110-240VAC, 50-60Hz with adaptors
Enclosure:	Shell: Rugged 1.5mm extruded aluminum Boot: Rubber with Wi-Fi® antenna storage slot Kickstand: Powder coated steel

CONFIGURATION OPTIONS

CAT. NO.	DESCRIPTION
TABLET CONTROLLER	
DS10G-HW-B1	Base Controller Without Datacom Interface
DS10G-HW-B2	Base Controller With Datacom Interface
TEST INTERFACES	
DS10-HW-WIFI	Wi-Fi®
DS10-HW-ETH	Dual 10/100/1000T/X & 10G Ethernet
DS10-HW-PDH1	Dual DS1
DS10-HW-PDH2	DS3 & Dual DS1
DS10-HW-P	ISDN-PRI
DS10-HW-DDS	Digital Data Services (DDS)
DS10-HW-T	Transmission Impairment Measurement System (TIMS)

Wi-Fi® is a registered trademark of the Wi-Fi Alliance.

*As compared to competitive network analyzer model
Subject to change without notice.

CUSTOMIZABLE FOR ANY WORKGROUP

FASTER TIME TO RESULTS

- Ready to test in 25 seconds
- Unique DS0 (TIMS) to 10G Ethernet solution
- Test multiple services simultaneously

SIMPLE TO USE, FAST TO LEARN

- Touch screen tablet design
- Portrait and landscape modes
- Intuitive test configuration
- Exportable results

RUGGED & RELIABLE

- Plug & stay - No modules to lose!
- Replaces up to 8 handhelds*
- Light yet sturdy aluminum housing
- Protective non-slip boot with kickstand

DESIGNED FOR:

- Service Providers
- Utilities
- Mobility
- Enterprise

Test Kits Include:

- DataScout 10G analyzer
- Universal charger with adapter blades

SOFTWARE OPTIONS

CAT. NO.	DESCRIPTION
ETHERNET TEST OPTIONS	
DS10G-SW-201	Adds dual port 1Gb Ethernet testing
DS10G-SW-110	Activates single 10G test interface
DS10G-SW-210	Adds dual port 10Gb Ethernet testing
DS1 TEST OPTIONS	
DST-SW-DT1	Adds dual port T1 testing
DST-SW-N1	Adds T1 CSU/NIU emulation
DST-SW-V	Adds DS0 voice analysis
DST-SW-E	Adds Euro/Asian ISDN-PRI support
DST-SW-X	Adds DS0 drop, insert & bypass
DST-SW-DCOM	Adds DATACOM DTE/DCE interface testing
DST-SW-E1	Adds E1/T1 On-The-Fly testing
DS3 TEST OPTIONS	
DST-SW-H3	Adds DS3 thru-mode testing
DST-SW-D1D	Adds DS1 drop from DS3 signal
DST-SW-NX	Adds DS3 CSU/NIU emulation
TIMS TEST OPTIONS	
DST-SW-PRO4	Adds 4-button frequency program
DST-SW-4	Adds 4-WIRE 100/135Ω testing
DST-SW-EM	Adds E&M TYPE I-V signaling, trunk, PBX and Tie Line testing
DST-SW-DG	Adds measurement of dropouts, hits, amplitude, and phase jitter
DST-SW-TON	Adds transmit of warble ID tone

DataScout™ 10G Product Specifications

PRODUCTIVITY APPLICATIONS

- Chrome web browser
- Google maps
- Email, notes & contacts
- PDF viewer
- Onboard user manual & videos
- Remote control/upload via LAN

802.11 WIRELESS VALIDATION

- Tests for proper 802.11 b,g,n configuration
- Performs channel scan
- Graphical frequency/channel/power display
- Remote control via Wi-Fi

ETHERNET VALIDATION

- Dual 10/100/1000T/X SFP Ethernet ports
- 10 Gigabit Ethernet SFP+
- BERT
- Optical power measurement
- PING & Traceroute
- RFC-2544 with quick test validation
- Loopback, monitor and thru modes
- Easy to read graphical reports

DS3 TESTING

- Automatic self test on connection
- STS-1 signal detection
- Simultaneously test Dual T1 and DS3

DS1 TESTING

- Dual T1/E1 testing
- PRI-ISDN NT/TE emulation
- T1 to Ethernet Bridging
- DS0 Voice & Data Testing
- CSU/NIU Emulation Mode
- VT100 emulation
- Frame Relay option

SIGNALING (T1MS/DS0) TESTING

- Comprehensive VF test suite
- T1MS 2/4 wire plus wideband
- CO/PBX emulation
- Perfect replacement for Am5, CXR-704, HP4935A

4 WIRE DDS TESTING

- CSU/DSU emulation
- 56K primary/secondary modes
- 64K clear channel mode
- Real-time received byte display
- Monitor received signal level

DATACOM TESTING

- Sync/Async & DTE/DCE modes
- V.35, RS232, RS449, RS530, X21

INTELLIGENT TIMING VERIFICATION

- Verifies network timing systems
- Combines oscilloscope, T1 test and switch box
- Composite clock/pulse analysis
- Eliminates need for expensive storage oscilloscope
- Test 10 T1/E1 circuits in seconds



MULTI-NETWORK TEST ANALYZERS

DataScout™ 1G

**NEW
PRODUCT**



DS1G-BAS

FASTER TIME TO RESULTS

- Ready to test in 15 seconds
- Efficient SLA verification
- Results can be exported for easy sharing

REDUCE TIME TO REPAIR

- All-in-one analyzer that is simple to use and fast to learn, enabling technicians to quickly determine and resolve network issues, regardless of the source

NO MODULES REQUIRED

- Eliminates the need for multiple test modules
- Combines seven different physical layer test protocols into one complete handheld testing solution, saving time and money

DESIGNED FOR THE TECHNICIAN

- Ruggedized for demanding environments
- Ergonomically designed to be the lightest and smallest on the market
- Long battery run time provides extended field testing

Test Kits Include:

- DataScout 1G analyzer
- Universal charger with adapter blades
- Padded storage case
- Stylus
- USB adapter
- Wi-Fi® Antenna

SPECIFICATIONS

Interfaces	Management: LAN 10/100 Base-T USB: Mini-USB with adapter Headset: Mini USB connector ear bud
Wi-Fi	802.11 b/g/n
Display & Input	3.5" TFT Touch Screen LCD
Weight	1.65 lbs (0.75 kg) without battery 2.2 lbs (1 kg) with battery
Dimensions	3.94 x 8.27 x 1.66 inches (WxHxD) 100 x 210 x 42 millimeters (WxHxD)

ENVIRONMENTAL

Operating Temperature	0°C to 50°C
Operating Humidity	5% to 90% non condensing
Storage	-10°C to 70°C
Battery	Type: Li Ion battery pack, 7.4V, 4800mAh Run Time: 7-10 hours typical (varies by test mode)
External Power	Mains: 110-240 VAC, 50-60 Hz
Enclosure	Ruggedized ABS with rubber shell

CONFIGURATION OPTIONS

CAT. NO.	DESCRIPTION
DS1G-BAS	Ethernet Analyzer
DS1G-PDH1	DS1 analyzer (T1 or E1)
DS1G-PDH2	DS1/DS3 analyzer (T3/T1 or E3/E1)



SOFTWARE OPTIONS

CAT. NO.	DESCRIPTION
DS1G-SW-BAS	Adds single stream Ethernet tests to DS1G-PDH1 or PDH2
DS1G-SW-ADV	Adds multiple stream Ethernet and Y.1564 tests
DS1G-SW-WIFI	Adds Wi-Fi® analysis
DS1G-SW-VOIP	Adds VoIP analysis
DS1G-SW-IPTV	Adds IPTV analysis
DS1G-SW-E1	Adds E1 to T1 analyzer
DS1G-SW-T1	Adds T1 to E1 analyzer
DS1G-SW-DCOM	Adds DATACOM testing
DS1G-SW-CODIR	Adds Co-Directional testing
DS1G-SW-E3	Adds E3 testing to T3 analyzer
DS1G-SW-T3	Adds T3 testing to E3 analyzer
DS1G-SW-C37	IEEE C37.94 Teleprotection analysis

WIRELESS TEST SOLUTION

AirScout™

**NEW
PRODUCT**



AirScout™
ENABLING Wi-Fi READINESS

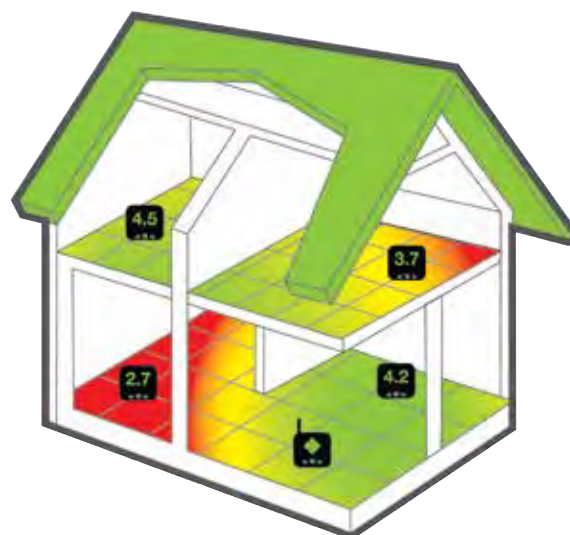
- › *The innovative Wi-Fi test solution*
- › *Enables whole home or small business Wi-Fi® readiness testing in minutes*
- › *Determines real “Quality of Experience” in multiple locations simultaneously*

CAT. NO.	DESCRIPTION
N ASK302	Two Client Solution in Carry Case
N ASK306	Six Client Solution in Carry Case
A ASM300	Individual Master Controller
A ASC300	Individual Client

SPECIFICATIONS

ASM Controller	Height	1.81" (46.2 mm)
	Width	5.83" (147.6 mm)
	Depth	5.79" (146.8 mm)
	Weight	332 g (11.7 oz)
ASC Client	Height	1.46" (36.83 mm)
	Width	4.88" (124.46 mm)
	Depth	4.88" (124.46 mm)
	Weight	247 g (8.71 oz)
ASK306	Height	14.6" (370 mm)
	Width	11.8" (300 mm)
	Depth	6.69" (170 mm)
	Weight	11.7 lbs (187.2 oz)
Environment	Operating Temperature	0 to +55 °C / 0 to +131 °F
	Storage Temperature	-20 to +65 °C / -4 to +149 °F
	Operating Humidity	20-80% RH non condensing
	Storage Humidity	10-90% RH non condensing
Compliance	FCC	
	Canada Regulatory Requirements (ICES-003)	
	CE Compliance	

- Industry leading Application benchmark testing
- All 802.11 types benchmarked
- Validation testing over time increasing accuracy
- Determines, throughout the home in one survey:
 - Signal strength
 - Network congestion
 - Signal to noise ratio
 - Real throughput rates
 - Application performance in each location
- Up to 30 Clients supported
- Results recorded locally and in a cloud database for future reference



Wi-Fi® is a registered trademark of the Wi-Fi Alliance.

CABLE MAINTENANCE TEST SET

Sidekick® Plus Copper and DSL Test Set

**NEW
PRODUCT**



1155-5005

- **Saves time** – Easy-to-use mode selection dial and operation - minimizes training needs and saves time on the job
- **Versatile** – Combines your copper qualification needs with DSL sync and service testing in one test set
- **Fully loaded** – The Sidekick® Plus xDSL comes complete with all you need to perform tests on the copper networks that support DSL services
- **No modules needed** – Advanced cable diagnosis and troubleshooting in a single test set

Applications

Helps technicians diagnose and troubleshoot problems with twisted pair cable. Install, qualify, and maintain DSL services

Features

Bonded Modem With xDSL:









- Pair bonding
- ADSL2+/VDSL2+
- Vectoring
- Broadcom BCM63168
- Automated test scripts
- USB export/import of test results/profiles
- 35MHz Wideband Noise Spectrum Analysis
- 4.4MHz Loss Measurement Test
- 35MHz Impulse Noise Step
- TDR with auto bridgetap detection (zero dead zone)

ADSL/VDSL Modem Sync And Service Tests:

- DSL Showtime
- Bits per Tone Graph
- Signal-to-Noise Ratio Graph
- HLOG Graph
- Error Counter
- Upper Layer Testing: Ping, Trace-route, HTTP, FTP

Standard Features:

- Advanced Dual Trace Pulse TDR (Zero Dead Zone)
- Resistive Fault Locator (Detects up to 20MΩ)
- 1GΩ Leakage Test (Insulation Resistance)
- Longitudinal Balance Test
- Ground Resistance Test
- Stress Test
- AC/DC Voltage
- Resistance
- Open Meter
- Loop Current
- Circuit Loss
- Tracing Tone Generator
- Reference Tone

	CAT. NO.	UPC NO.	DESCRIPTION
	1155-5001	01316	Sidekick Plus Kit LCC
	1155-5003	01324	Sidekick Plus Kit SCC
	1155-5005	01463	Kit, Sk Plus, Impulse Noise, Step TDR
	1155-5009	01317	Sidekick Plus With Wideband
	1155-5010	01318	Sidekick Plus With Wideband & Adsl/Vdsl Sync LCC
	1155-5011	02275	Sidekick Plus With Wideband & Adsl/Vdsl Sync SCC
	1155-5012	04197	Sidekick Plus Pair Bonded Modem - Fully Featured
	1155-5013	03838	Sidekick Plus Pair Bonded Modem - Fully Featured SCC

Sidekick® Plus ADSL Far-End-Device

**NEW
PRODUCT**



1155-5001

For use with the Sidekick® Plus as a complete ADSL testing solution

Applications:

- Helps technicians diagnose and troubleshoot problems with twisted pairs at the far end of the cable
- Install, qualify, and maintain ADSL services

Benefits:

- Helps qualify pairs for ADSL service with ease
- Reduces testing time and increases technician productivity

Features:

- K-Test – Far-End-Device straps the pair under test
- TDR – Far-End-Device can alternately short and open the pair to verify the end-of-line
- Noise – Far-End-Device provides a line termination
- Loss – Far-End-Device provides single or multiple reference tones
- Longitudinal Balance – Far-End-Device provides an IEEE 455-1985 Longitudinal Balanced Termination
- Autotest – The Sidekick Plus manages the operation of the Far-End-Device during the test sequence
- Short Pair – Verifies loop length
- Short Pair to Ground – Determines pair resistive balance
- Remote activation via Sidekick® Plus
- Ability to connect and disconnect Central Office and Customer Premise equipment
- Supports Second Pair Testing
- Generates tones for pair ID and pair tracing
- Capability to generate tones over a range of frequencies from POTS to ADSL

Kit Includes:

- Sidekick® ADSL Far-End Device Unit
- RJ45 to Telco clip leads
- Canvas carry case

*For use with the Sidekick® Plus Models

1155-5009	Sidekick® Plus with Wideband
1155-5010	Sidekick® Plus with Wideband & ADSL/VDSL Sync LCC
1155-5011	Sidekick® Plus with Wideband & ADSL/VDSL Sync SCC
1155-5012	Sidekick® Plus Bonded Modem - Fully Featured
1155-5013	Sidekick® Plus Bonded Modem - Fully Featured

CAT. NO.	UPC NO.	DESCRIPTION
N 1157-5001	03958	Sidekick® FED Kit

Sidekick® T&ND

1144-5000



- Easy-to-read digital LCD display
- Internal Dialer for making Transmission Test connections
- Autotest – performs 22 individual tests at the touch of a button
- Determines the stressed noise susceptibility of dry and working pairs
- Measures AC/DC Volts, Leakage, resistance, and loop current
- Performs circuit loss, circuit noise (metallic noise), and power influence tests
- Built-in open meter
- Locates up to 4 load coils
- Single set up for Tip-Ring, Tip-Ground, and Ring-Ground tests
- Field replaceable test leads
- On-screen display of “LOW BATTERY” when batteries are near failure.

SPECIFICATIONS

Weight	2 lbs.	Opens	0 to 60 kft.
Dimensions	10.75" X 4.25" X 2.5"	Loop Current	0 to 100 mA
AC Volts	300 Vrms max.	Load Coil	up to 4
DC Volts	± 300 Volts max.	Circuit Loss	+1 to -15 dB
Resistance	1 Megohm max.	Power Influence	40 to 100 dBmC
Leakage	100 Megohm max.	Circuit Noise	0 to 75 dBmC
Stress	0 to 82 dBmC	Power	Four AA Batteries

CAT. NO.	UPC NO.	DESCRIPTION
1144-5000	60853	Sidekick T&ND Test Set
1134-1002S	60752	Case

Sidekick® T&N

1137-5002



- Five transmission and noise tests
- Determines the stressed noise susceptibility of dry and working pairs
- Measures resistance, AC/DC volts, and capacitive kick
- Provides tone for twisted pair or crossed conductor identification
- Single setup for testing Tip-Ring, Tip-Ground, and Ring-Ground
- Minimal drying effect in all ranges
- Field replaceable leads
- Softcase with adjustable strand hook
- Low battery indicator light

SPECIFICATIONS

Dimensions	10.75" x 4.25" x 2.5"	Stress Test	0 to 82 dBmC
Weight	2 lbs.	Loop Current	0 to 100 mA
Resistance	Rx1: Reads 0 to 2000 Ω Rx1K: Reads 0 to 2 M Ω	Circuit Noise	0 to 75 dBmC
Leakage	Rx10K: Reads 0 to 20 M Ω	Circuit Loss	-15 to +1 dB
DC Voltage	0 to 300 volts DC	Power Influence	50 to 100 dBmC
AC Voltage	0 to 300 Vrms	Operating Temp.	-4°F to +140°F
		Power	Four AA batteries

CAT. NO.	UPC NO.	DESCRIPTION
1137-5002	60526	Sidekick T&N
1131-0202	60751	Test Leads
1134-1002S	60752	Case

Sidekick® 7B



1134-5029

- Determines the stressed noise susceptibility of dry and working pairs
- Measures resistance, AC/DC volts, and capacitive kick
- Provides tone for twisted pair or crossed conductor identification
- Single setup for testing Tip-Ring, Tip-Ground, and Ring-Ground
- Minimal drying effect in all ranges
- Field replaceable leads
- Softcase with adjustable strand hook
- Low battery indicator light

SPECIFICATIONS

Dimensions	10.75" x 4.25" x 2.5"
Weight	2 lbs.
Resistance	Rx1: Reads 0 to 2000 Ω ; Rx1K: Reads 0 to 2 M Ω
Leakage	Rx10K: Reads 0 to 20 M Ω
DC Voltage	0 to 100 Volts DC
AC Voltage	0 to 200 Vrms
Stress Test	0 to 82 dBmC

CAT. NO.	UPC NO.	DESCRIPTION
1134-5029	60525	Sidekick 7B
R 1134-1002S	60752	Case
R 1131-0202	60751	Test Leads

Sidekick® V.O.C.



1143-5000

- Identifies defective inside wire and jacks
- Measures resistance, AC/DC volts, quasi square wave, and pair balance
- Identifies shorts, opens, crosses and grounds
- Replaces the need for other meters
- Provides tone for twisted pair or crossed conductor identification
- Single set-up for testing Tip-Ring, Tip-Ground, and Ring-Ground with ground connection
- Field replaceable leads
- Softcase with adjustable hook
- Low battery indicator light

SPECIFICATIONS

Dimensions	10.75 x 4.25 x 2.5 inches
Weight	2 lbs.
Resistance	Rx1: Reads 0 to 2000 Ω Rx1K: Reads 0 to 2 Megohms
Leakage	Rx10K: Reads 0 to 20 Megohms
DC Voltage	0 to 100 Volts DC
AC Voltage	0 to 200 Vrms
Stress Test	0 to 82 dBmC
Operating Temp.	-4°F to +140°F
Power	Four AA batteries

CAT. NO.	UPC NO.	DESCRIPTION
1143-5000	60527	Sidekick V.O.C.
R 1134-1002S	60752	Case

CABLE & SERVICE TESTING

TM-700 Tele-Mate™ Telephone Test Set



TM-700



A PRODUCT VIDEO IS
AVAILABLE, SCAN THIS QR
CODE OR VISIT:

www.youtube.com/GreenleeDEMO

SPECIFICATIONS

Technical Specifications

Length:	9.25" (235 mm)
Width:	2.5" (64 mm)
Height:	3.25" (83 mm)

- Complete telephone set with ringer
- Phone-to-phone intercom, compatible with other SmartIntercom™ devices
- Modular or alligator clip connection
- Amplified loudspeaker line monitor
- Headset or handset operation
- Tone and pulse dialing
- Large 10-location speed dialing memory
- Multi-memory redial
- DTMF digit detection and measurement
- Tone output mode
- Caller ID with name display
- Call waiting Caller ID
- Missed call indication
- DSL compatible, high impedance monitor and filters
- Glow-in-the-dark keypad
- Line voltage and current display
- High voltage detect and lockout
- High current detect and lockout
- Uses 2 AA/LR6 batteries (included)
- Quick release belt-clip

CAT NO.	UPC NO.	DESCRIPTION	QTY.
TM-700	00984	TM-700 Tele-Mate™ TELEPHONE TEST SET	1

TM-500 Tele-Mate™ Telephone Test Set



TM-500

SPECIFICATIONS

Technical Specifications

Length:	9.25" (235 mm)
Width:	2.5" (64 mm)
Height:	3.25" (83 mm)

- Luminescent (glow-in-the-dark) keypad
- Can be used safely on a DSL enabled line
- High Impedance Monitor for monitoring line without disrupting existing traffic
- Over voltage and over current protection
- Tone and Pulse dialing for versatility on old and new phone lines
- Polarity test with LED indicator
- 32 digit last number redial and pause
- 10 number speed dial
- Adjustable volume control plus mute
- Pause
- Flash to generate a timed break recall
- Line powered, no battery needed
- Headset (included) for hands free operation
- RJ11 socket
- Quick release belt-clip

CAT NO.	UPC NO.	DESCRIPTION	QTY.
TM-500	00486	Telephone Test Set W/ ABN "Bed-Of-Nails" Croc Clips (POP)	1
TM-500T	00494	Telephone Test Set W/ ABN "Bed-Of-Nails" Croc Clips (Boxed)	1
TM-500i	00643	Telephone Test Set W/ Small Croc Clips (Boxed)	1

Nautilus Range Telephone Test Sets



PE961

- Waterproof tested to an IEC IP67 rating, these test sets are so impervious to water they can actually withstand submersion, though they actually float
- The PE961 features our DigAlert™ over-voltage alarm and lock-out function to reduce the risk of damaging or knocking out digital service lines
- Built-in DSL Filter
- Ten-number speed dial memory (32 digits each)
- Last number redial
- Precise hook flash
- Microphone mute
- Audible and visual mode indicators
- Polarity test in any mode
- Unique quick-release belt clip
- Premium cord set with bed-of-nails and piercing pin clips
- Luminescent Keymat

CAT. NO.	UPC NO.	DESCRIPTION
PE930	60487	Telephone Test Set
PE945	60489	Test Set with Two-Way Hands Free
PE961	60511	Test Set with Two-Way Hands Free and DigAlert
A PE901	60492	Ground Start Cord Set
R PE902	60493	Cord Set

FEATURE	PE930	PE945	PE961
Monitor safe for data	✓	✓	✓
Adjustable Ringer	✓	✓	✓
Waterproof Design	✓	✓	✓
Loud Speaker Listening		✓	✓
Two-Way Hands Free		✓	✓
DigAlert™ Data Lock-out			✓
ADSL Compatible	✓	✓	✓

ToneRanger



10101-50000

- Direct buried fault location, it gives an exact location to the fault.
- Locates open shield and open bond faults
- Locates twisted-pair resistance faults in aerial, underground, and direct buried cable
- Locates splits, opens and bridge taps
- Uses low voltage and does not damage cable, circuit cards, C.O. or subscriber equipment
- Sends Pair ID tone through wet pulp and saves service outage time on small count section throws
- Locates open shields and shield to earth faults
- Does not interfere with DSL, IPTV or digital services on adjacent lines
- NEW easy user interface

CAT. NO.	UPC NO.	DESCRIPTION
10101-50000	12734	TF1A Kit, ToneRanger Aerial
10101-51000	20206	TF1ABL Kit, ToneRanger Aerial and Buried
10101-51100	20202	TF1AP Kit, ToneRanger Aerial with Pair ID
10101-51200	12733	TF1AB Kit, ToneRanger Aerial with Buried Wand
10101-51300	12732	TF1AL Kit, ToneRanger Aerial with Layup Stick
10101-51400	52019	TF1ABLP Kit, ToneRanger with Aerial, Buried & Pair ID
52042471	—	Transmitter Test Cable

Throwmaster® Paragon



0529-0001

- Used by construction cable splicers all around the world
- Transfer telephone/broadband services during normal working hours.
- Does not interrupt important customers
- Simple to follow interface and process for successful transfer of circuits
- LED's on the cords aid in telling the user in the cut, transfer and splice
- Compatible with T-1, HDSL, HDSL-2, HDSL-4, ADSL and other services less than 10Mb/s
- Each step is automatically tested and verifies the circuit is complete at the end of the transfer

CAT. NO.	UPC NO.	DESCRIPTION
0529-0001	52901	Throwmaster® Paragon 519 Kit

1155 Fault Loop Simulator



1155-7001

- Simulates 8 faults that can be used individually, or in a combination:
 - Cross battery
 - Resistive 5 kohm load to ground
 - Resistive 500 ohm short
 - Two balanced bridge taps
 - 60 ohm series resistance fault
 - 60 Hz Power Influence
 - High frequency noise
- 1910 foot cable length
- Battery operated
- Ruggedized case
- Convenient Test Lead connections.
- Three access locations in the span for custom faults
- Train users on real twisted-pair faults
- Test multiple test set functions such as RFL, TDR, Power Influence, Stress, Leakage, Resistance, impulse noise and others
- Verify results from the field in a controlled environment
- Demonstrates how noise increases with pair imbalances
- Show differences between shorts, bridge taps, series faults and opens with a TDR

CAT. NO.	UPC NO.	DESCRIPTION
1155-7001	57691	Test Set

4-6-8 Modular Adapters



PA1902

- Nylon-reinforced ABS plastic body.
- Easy-to-read wire layout.
- Removable/replaceable patch cord.
- Inline adapters.
- Snagless plugs.
- Belt clip.
- Notched copper contacts keep alligator clips attached during testing.

CAT. NO.	DESCRIPTION
PA1902	RJ45 Modular Adapter (8-way)
PA1903	RJ11 Modular Adapter (6-way)

TurTEL® Modular Adapters/Polarity Tester



46050

- Use with tone generators, test sets and other test devices to troubleshoot and isolate problems with telephone circuits
- Two jacks allow in-line testing without service interruption
- The TurTEL 8 has two eight-position, eight-wire jacks
- Simple, push button operation to check polarity and power
- Reduced chance of shorting adjacent alligator clips due to unique shape
- Test contacts are perforated to provide sure grip for alligator clips or use of probes
- Patch cord included
- Heavy-duty stainless steel belt clip

CAT. NO.	UPC NO.	DESCRIPTION
46050	46050	TurTEL 8 Modular Adapter

TelScout® TS90



TS90INTL

- Two Pair Test Capability
- One-Step Setup
- Automatic Instrument Control Mode
- 45,000' (15 km) Fault Location Capability
- Splash and Drip Proof
- Single-Button Zoom Function
- Pair Comparison Mode
- Splits/Crosstalk Mode
- Intermittent Fault Location
- Measures Distance to Fault in Feet, Meters, or Time
- Configurable for Any Cable Type and Vp (0.300 to 1.000)
- Accurate (± 3 ft. at 10,000 ft.)
- On-line Tutorials
- Large Backlit Display

SPECIFICATIONS

Environmental	Temperature – Operating: 32° F to 77°F (0° C to +45° C). Non-operating: 12° F to 92°F (-20° C to +60° C). Humidity – 95% RH, non-condensing.
	EMI Emissions – EN55011 class A. EN60555-2.
Power	Battery Operation – Battery Type: Six AA Alkaline. Operating Time: >4.5 hrs. with backlight off. Battery Saver: Selectable for 5 to 30 minutes or disabled.

SPECIFICATIONS

Physical	Dimensions	in.	mm
	Height	5.6	141
	Width	8.3	211
	Depth	1.8	43
	Weight	lb	kg.
	Net	2.2	1

CAT. NO.	UPC NO.	DESCRIPTION
TS90INTL	26345	Telescout, International TS90
012154500	60740	Leads
THM5BAT	60756	Rechargeable Battery Pack



CableScout™ TV220 - TDR Cable Tester for CATV



TV220

- Easier-to-use GUI interface requires little or no training
- PC application is compatible with all the current operating systems
- Improved clarity and trace functionality makes it even easier to identify faults on-screen and determine noise versus the fault
- Even higher SNR and Resolution makes it easier to identify events that were previously difficult or impossible to find
- Zero dead zone at the launch allows the user to see faults immediately
- Improved trace update rate allows you to see changes to the fault faster (5 times/sec. versus 2 times/sec.)
- Higher capacity to hold traces
- USB interface for trace download
- Lighter weight and longer charge life with the new lithium-ion battery
- TestWizard™ one-button testing
- Automatic Return Loss Measurements
- Automatic Multiple Event Marking
- High-Resolution, Short Pulse Width (1 ns)
- Rugged enough to withstand a 2 meter drop

CAT NO.	UPC NO.	DESCRIPTION
TV220	00676	TDR for CATV Broadband
R TV220-0350	17404	Soft Carrying Case
A 1155-1010	25877	Power Supply, AC-DC
A 174173401	21640	Vehicle DC Adapter/Charger
R 174326900	21641	Replacement Power Cord

SPECIFICATIONS

Output	Test Signal Output – 1/2 Sine Amplitude – 4V into 75 Ω Pulse Width – 1 ns, 5 ns, 25 ns Output Impedance – 75 Ω Acquisition System Bandwidth – 400 MHz
Return Loss	Automatic at cursor location Resolution: ± 1 dB Input Protection – ± 400 VDC + peak AC up to 440 Hz, 30-second duration Maximum Distance Range – 12,000 ft. (3,658 m), depending on cable type and condition Gain – 0 to 72 dB Waveform Storage – Minimum of 20 waveforms with notes
Distance Accuracy	Feet: 0 to 2,000 ft.: ± 2 ft. \pm uncertainty in Vp 2,001 to 6,000 ft.: ± 3 ft. \pm uncertainty in Vp 6,001 to 12,000 ft.: ± 4 ft. \pm uncertainty in Vp Meters: 0 to 610 m: ± 0.6 m \pm uncertainty in Vp 611 to 1830 m: ± 0.9 m \pm uncertainty in Vp 1831 to 3658 m: ± 1.2 m \pm uncertainty in Vp
Display	Resolution: 640 x 440 (281,600 pixels) Size: 7.2 inch Type: High contrast LCD Backlight: Operator switchable Waveform Display Resolution – 0.33% of selected range, 4.5 cm (0.15 ft.) minimum Display Ranges – Twelve display ranges from 6 ft. (1.8 m) to 12,000 ft. (3,658 m), plus single-button zoom window Output Port – Serial 9-pin D type connector Distance Measurements – Meters, feet, nanoseconds

SPECIFICATIONS

Power	AC Operation – Voltage Ranges: 110 V, 220 V, or 240 V with appropriate AC to DC adapter Line Frequency: 50 Hz to 60 Hz DC Operation – Voltage Range: 9 to 16 VDC @ 1A (charging and operating) Type: Internal Li-Ion rechargeable battery Operating Time: Typically 12 hours continuous operation (backlight off) Battery Savers (user selectable) – Shutoff: 5 to 30 minutes or disabled Backlight: Shutoff 5 to 30 minutes, disabled, or always on
General Characteristics	Temperature – Operating: -10°C to $+40^{\circ}\text{C}$ ($+11^{\circ}\text{F}$ to $+104^{\circ}\text{F}$) Non-operating: -20°C to $+60^{\circ}\text{C}$ (-4°F to $+140^{\circ}\text{F}$) Humidity – 10% to 95% (non-condensing) Field Usage – Shock, water, and dust resistant Durability – Survives drop of 2 meters (6 ft.) to concrete in standard soft case. Drip proof, dust resistant
EMI Emissions	EN55011, Class A EN60555-2
Safety	CE (Low Voltage Directive)

PHYSICAL




Dimensions	Centimeters	Inches
Height	24	9.5
Width	30	11.5
Depth	9	3.5
Weight	Kilograms	Pounds
Net	3	6.4

CableScout™ TV90



TV90

- High performance easy to use Time Domain Reflectometer for Coaxial testing applications
- Employs optimized pulsing and sampling, coupled with advanced filtering and signal-processing techniques to ensure clean waveform and easy identification
- Context-sensitive help screens for all functions
- Small, portable and lightweight 2.2 lbs. (1kg)
- Includes rechargeable battery pack
- Includes twisted pair adapter and test probe

CAT. NO.	UPC NO.	DESCRIPTION
TV90US	12600	TV90 CableScout™ TDR
 THM5BAT	60756	Rechargeable Battery Pack
 THM5AC	21729	AC Adapter 110V
 TS90-0350	21739	Soft Carrying Case

SPECIFICATIONS

- Easy to operate (help screens available for all functions)
- Fast fault finding with automatic gain and vertical waveform positioning
- One-button Expand/Full View Function and zoom control.
- Precision accuracy 0-200 ft +/- 2 ft. 1% beyond.
- Range up to 4000 ft.
- High-resolution with optimizing pulse and sampling and advanced filtering
- Input Protection: 200 VDC + Peak AC.
- Rugged - designed for harsh environments
- Large 7.2-in. high-resolution backlit display.
- International power supply options

Environmental

Temperature:

Operating: 32° F to 77° F (0° C to +45° C).

Non-Operating: 12° F to 92° F (-20° C to +60° C).

Durability: Survives Drop test of 6 foot (2m) to concrete in soft case

Power: 110 V, 220 V, 240 V with appropriate power adapter

Battery type: 6 AA Alkaline and NiCad rechargeable pack. 4.5 hours continuous operation with adjustable battery saver modes


Standards

UL, FCC EMI, CAN/CSA, EN, and CE


WIRE & CABLE IDENTIFICATION

Classic 77 Series Tone Generators


FEATURES / SPECIFICATIONS	77HP-G	77HP-G/6A	77M-G
Selectable Warble Tone	✓	✓	✓
Continuity Testing	LED & Beeper	LED & Beeper	LED
Polarity Testing	✓	✓	✓
Talk Battery Supply	✓	✓	✓
Two-line Modular Test Lead (RJ-11)	✓	✓	✓
Three-color LED (identifies AC ring voltage)	✓	✓	✓
Weather-Resistant Design	✓	✓	✓
Bent Nose Clips with Bed-of-Nails Penetrator	✓	✓	✓
RJ11 & RJ45 socket	✓	✓	✓
Lanyard	✓	✓	✓
Battery Operated (9V not included)	✓	✓	✓



77HP-G



77HP-G/6A



77M-G

Classic 77 Series Tone Generators

Permits technicians to identify the conductor within a bundle, at a cross-connect point or at the remote end. Can be used on twisted pair wiring (telecom, datacom, etc.), single conductors, coaxial cables, de-energized AC wiring and most other wiring.



CAT. NO.	UPC NO.	DESCRIPTION
77HP-G	49991	77H-GP Tone Generator
77HP-G/6A	49992	77HP-G/6A Tone Generator (ABN clips)
77M-G	49993	77M-G Tone Generator (basic)

Note: Not for use on energized AC wiring

CAT. NO.	UPC NO.	DESCRIPTION
77CS	08686	Leather Belt Holster for Classic 77 Series Tone Generators



Replacement Piercing Clips



- These traditional telco-style clips can be used with almost any style cordsets.
- Clips feature bent nose design for use on 66 style punchdown blocks and bed-of-nails penetrator for use on insulated wires.
- Package of two clips with red and black boots.

CAT. NO.	UPC NO.	DESCRIPTION
R RPC	08710	Piercing Clips

Station Master Pro



24B

- Troubleshoot irrigation systems
- Activate and cycle solenoids
- Test solenoids for continuity
- Send tone to identify wires
- Measure clock voltage
- Low battery indication
- Easy-to-understand LEDs
- Test leads with Bed-of-Nails and piercing Pin Clips
- 1-year limited warranty

SPECIFICATIONS

Minimum Voltage for Clock LED (LED intensity increases as voltage increases)	15 VAC
Minimum Battery while Testing	10.5 VDC
Maximum Input Voltage between Test Leads	28 VAC
Solenoid Circuit Recharge Time	2.5 seconds
Maximum Distance Range to Activate one Solenoid	12 AWG Loop 3000-13000 feet 14 AWG Loop 2000-8500 feet 18 AWG Loop 500-3000 feet
Power Source	9V alkaline batteries
Battery Life	3 hours continuous
Operating/Storage Temp.	32°F - 122°F (0° - 50°C)

CAT. NO.	UPC NO.	DESCRIPTION
24B	86786	Station Master Pro

Station Master Pro Kit



24BK

- Troubleshoot irrigation systems
- Chatter mode for audible locating of valves
- Activate any 24V AC valve solenoid
- Test solenoids for continuity
- Send tone to identify wires
- Check clock AC voltage
- Low battery indication
- Easy-to-understand LEDs
- Test leads with 'bed-of-nails' and piercing pin plips
- Tracing valve wiring
- Locates underground solenoids

SPECIFICATIONS

Minimum voltage for clock LED	15 VAC
Minimum battery while testing	10.5 V DC
Maximum input voltage between test leads:	28 VAC
Solenoid activate output voltage:	27 to 18 VAC
Battery:	2 - 9V Alkaline batteries
Operating/storage temperature:	32°F to 122°F (0°C to 50°C)
Relative humidity (max):	80%

CAT. NO.	UPC NO.	DESCRIPTION
24BK	86787	Station Master Pro Kit

Professional GX Series Tone Generators



77GX

- Microprocessor controlled circuitry for increased reliability
- Two-line polarity indication for fast outlet identification
- Automatic shutoff to prevent battery drain
- Snag-proof boot prevents broken plug tabs
- Convenient wrist/hanging lanyard
- Three distinct, selectable tone signal outputs for multiple line identification
- Two selectable tone power outputs for use on open and shorted pairs
- Independent continuity test function
- Independent talk battery supply with higher output voltage
- Fixed alligator clips and removable modular plug for multiple connection options
- 77GX2 includes premium telco-style bent nose clips with piercing pin and bed-of-nails connectors

CAT. NO.	UPC NO.	DESCRIPTION
77GX	60556	77GX Tone Generator
77GX2	60560	77GX2 Tone Generator

Note: Not for use on energized AC wiring

AdapToner Modular Breakout Tone Generator



AT8

- The AT8 Tone Generator makes it simple to test continuity, polarity, send tone and even supply talk battery to any configuration of pairs in 8-position modular jacks and plugs
- Combines the features of our tone generators and a modular breakout adapter
- In-line testing is made simple with both a modular plug and jack on each unit
- 8-position "snag-proof" modular plug
- 8-position jack with protective cover
- Quick reference guide with common wiring configurations
- Selectable solid/warble tone signal
- Tone, continuity and talk battery supply using alligator clips
- Weather-resistant design
- Battery operated (9V not included)

CAT. NO.	UPC NO.	DESCRIPTION
AT8	08693	AdapToner Modular Breakout Tone Generator

Note: Not for use on energized AC wiring

LAN Toner with HUB Blink and Detect



AT8L

- The LAN Toner is designed for the network installation and maintenance professional and can be used on any wiring system including datacom, telecom, security/alarm, audio and CATV
- Blinks HUB, Switch Port, and PC activity lights for fast identification
- Detect LAN hubs & switches
- Provides tone signaling, continuity testing and telephone line polarity indication combined with a modular breakout adapter
- Selectable tone outputs for identifying multiple cable runs
- Includes multiple connection options

CAT. NO.	UPC NO.	DESCRIPTION
AT8L	60583	LAN Toner

Note: Not for use on energized AC wiring

Tone Test Set



600LS

- Our most comprehensive tone test set
- Traditional alternating tone signal for wire identification
- Audible line condition testing (level) indicates dead, working and off-hook lines
- Line 1 and 2 polarity testing using 4-conductor modular plug
- Improved talk battery supply for communication over inactive pairs
- Tone and test functions using either modular plug or 24" alligator clip leads
- Audible resistance level measurement
- Audible capacitance level measurement
- Battery operated (9V not included)

CAT. NO.	UPC NO.	DESCRIPTION
600LS	08680	Tone Test Set

Note: Not for use on energized AC wiring

Alarm Loop Verifier/Tone Generator



PE620

- Designed specifically for the security and alarm industry, the PE620 can be connected to a normally open or normally closed loop pair and provides a distinct audible tone when the alarm condition occurs
- Latching feature provides a simple method for identifying intermittent failures ("swingers") and confirming operation of switches at remote locations
- In the latching mode, the unit will catch the alarm condition and continue sounding until the tester is reset
- As a tone generator, the unit provides a traditional variable tone that can be applied using the 24" red and black test leads or a convenient 6-position modular plug
- Convenient magnetic back plate allows the PE620 to be mounted directly to the control panel cabinet or door
- Battery operated (9V not included)

CAT. NO.	UPC NO.	DESCRIPTION
PE620	08665	Alarm Loop Verifier/Tone Generator

Note: Not for use on energized AC wiring

Data Mate™ Precision Tracing Tone Generator



PE7780

- Trace wire or cable without interfering with digital two-way cable or ADSL services
 - The model 7780 Data Mate™ Precision Tone Generator is intended to provide tone for tracing and troubleshooting communication circuits without disrupting digital traffic on the line or adjacent lines
 - The high purity of the tracing tones combined with internal isolating filters allows safe tracing on circuits that carry digital services above the baseband (two-way cable and ADSL)
 - The high-power differential output of the 7780 makes tones easy to find, even over long distances. Also useful for continuity testing and polarity testing, the 7780 provides the standard warble tone and talk battery supply
- High Power Tone Output.
 - Line Voltage and Polarity Indication.
 - High Purity Tone Signal.
 - Low Crosstalk.
 - Low Battery Indicator.
 - Filter-isolated Circuitry.
 - Two-way Broadband Compatible.
 - Modular and Telco Pro Alligator Leads.
 - ADSL Service Compatible.
 - Long Range.
 - Popular, Standard Warble Tone Frequencies Continuity Testing
 - Compatible with existing tone.

SPECIFICATIONS

Electrical

Output Power	+9dBm
Output Signal Frequency	577/982 Hz alternating
Output Impedance	3,500 ohms minimum, 25kHz to 1.1 MHz

Mechanical







Length 5.5" (140 mm)	Depth 1.0" (25 mm)
Width 2.25" (57 mm)	Weight 0.38 lbs. (0.17 kg)

CAT. NO.	UPC NO.	DESCRIPTION
PE7780	60777	Data Mate™ Tone Generator

Note: Not for use on energized AC wiring

Tone Probes Selection Guide

MODEL NO.	200B-G	200EP-G	200GX	200FP	200XP	500XP
Powerful 2" Rear-fire Speaker	✓	✓	✓	✓	✓	✓
One-button Operation	✓	✓	✓	✓	✓	Two-Button
Adjustable Volume Control	✓	✓	✓	✓	✓	✓
LED for Visual Signal Strength Indication		✓	✓	✓	✓	✓
Recessed Tabs for Telephone Test or Headset Connection			✓	✓	✓	
Headset Jack (audio shock protected)		✓				✓
LED Flashlight		✓				
Noise Filtration				✓	✓	✓
Replaceable Tip	✓	✓	✓	✓	✓	✓
Five-Minute Auto Shutoff				✓	✓	✓
Low-battery Indicator				✓	✓	✓
Battery Operated (9V not included)				✓	✓	✓
Water Resistant						✓
"Mains Power" Warning (acAlert® option)						✓
Patented				✓	✓	✓

200B-G
200EP-G
200GX
200FP
200XP
500XP

Tough & Water Resistant Multi-Filter Tone Probe



500XP

- Water resistant (floats) and tough, combined with all the very best digital signal processing filtering 500XP will help identify signals buried in the worst of noise
- Simple two-button operation with dual signal strength indicating LEDs can work with any tone generator
- Headset allows discrete use in quiet environments and can help in acoustically noisy areas
- Option to enable acAlert®, which helps warn users if brought near hazardous ac power voltages which may be inaudible if using the advanced filtering

CAT. NO.	UPC NO.	DESCRIPTION
500XP	01125	500XP Pair Tracing Probe (POS)
500XPB	01085	500XP Pair Tracing Probe (Boxed)
HS001	01126	Replacement Headset
500XPH	02642	500XP Pair Tracing Probe Holster

Tone Probe Amplifiers



200EP-G

200C

- Used in conjunction with any tone generator, Tone Probe Amplifiers permit wire and cable identification without having to make direct metallic contact with the conductor
- All models feature a powerful speaker for noisy environments, recessed on/off button control and high gain for accurate wire identification in congested cable bundles and equipment rooms
- The 200B-G also includes adjustable volume control for precise identification
- The 200GX also includes an LED for visual signal strength indication and recessed telephone test set connectors
- The 200EP-G also includes a headset jack (audio shock protected) and an LED Flashlight for working safely behind furniture, inside racks or in dim lighting conditions

CAT. NO.	UPC NO.	DESCRIPTION
200B-G	49986	Tone Probe, Basic
200GX	60557	Tone Probe, Standard
200EP-G	49987	Tone Probe, Standard, with Headset Jack & Flashlight
200C	08670	Leather Belt Holster for 200 Series Tone Probe Amplifiers

Filter Tone Probe



- By selectively filtering out 60Hz (or 50Hz) and its harmonics, the 200FP can be used with any tone generator for faster, more accurate, cable and wire identification
- Slim, comfortable design for use in limited-space areas
- Recessed on/off push-button control to conserve battery life
- Adjustable sensitivity/volume control to increase accuracy
- Blended carbon/plastic tip to reduce the risk of shorting terminals
- Patented

CAT. NO.	UPC NO.	DESCRIPTION
200FP	08672	Filter Tone Probe (60Hz mains)
200FP/50	60467	Filter Tone Probe (50Hz mains)


Multi-Filter Tone Probe



- Single button selects between default mode and two kinds of powerful noise filters
- Filtering means faster, more accurate pair tracing
- Digital signal processor for accuracy and sensitivity
- Durable, light weight
- Audible and visible signal detection
- Continuous, wide-range volume control
- Butt set terminals
- Field replaceable tip, spare tip included
- Uses a single 9V battery
- One probe for many applications
- Works with any tone generator
- The narrowband filter mode is especially well suited for 577Hz Telco tone sources and a version is available for 1kHz systems (983Hz)

CAT. NO.	UPC NO.	DESCRIPTION
200XP	60887	Multi-Filter Tone Probe (60Hz mains, 577Hz narrowband)
200XP/50	60888	Multi-Filter Tone Probe (50Hz mains, 983Hz narrowband)

Replacement Plastic Tips for 200 Series Probes



- Plastic tips perform much the same as traditional metal tips while reducing the risk of shorting terminals
- Specially formulated with a carbon powder and carbon fiber blended plastic
- Tips fit 200B, 200EP, 200GX, 200FP and 200XP probes
- RPT-1 comes with two pencil-style tips and two spade-style tips

CAT. NO.	UPC NO.	DESCRIPTION
 RPT-1	08711	Plastic Tips for 200B, 200EP, 200FP and 200XP
 RPT-2	60561	Plastic Tips for 200GX

Replacement Metal Tips for 200B and 200EP Probes



- Metal tips provide maximum performance when probing insulated wires or making direct metallic contact
- Made of nickel-plated brass
- Tips fit 200B and 200EP probes
- Package contains two pencil-style tips

CAT. NO.	UPC NO.	DESCRIPTION
 RMT-1	08709	Metal Tips for 200B and 200EP Probes

Precision Tone Generator



- Used in the telecommunications industry for pair identification and fault locating
- Supplies a precise 577.5Hz crystal controlled signal frequency.
- Variable output allows technicians to adjust signal strength to suit field conditions and improve accuracy
- Designed to work with any common amplifier and exploring coil for aerial fault locating
- For communications over inactive pairs, the unit supplies talk battery to power two telephone test sets (buttsets)
- Each of the three test leads is equipped with traditional bent nose piercing clips with "bed-of-nails" insulation piercing pins
- The tone generator and test leads fit neatly in a durable, protective woven polyester carrying case with shoulder strap
- Battery-operated (1 – 6V lantern included)

CAT. NO.	UPC NO.	DESCRIPTION
177	08657	Precision Tone Generator

SPECIFICATIONS

Power Requirements	One 6V lantern battery
Battery Life	40 hours nominal
Transmitter Frequency	577.5Hz pulsed at 1Hz, crystal controlled
Output Voltage	0.1 to 80Vp-p
Output Signal Level	0 to +30dBm
Construction	High impact ABS plastic in woven polyester case
Dimensions	7.25" x 5.5" x 4.5" in case
Weight	3 lbs. with battery

T-Bug® Digital Signal Identifier



- Used to detect digital signals on twisted pair cables, identify and isolate digital pairs for special handling and help technicians avoid accidentally putting pairs out of service
- Operation is non-invasive and does not involve metallic contact so there's no risk of service interruption
- Simple to use – just place the probe between the pairs in question
- Differential amplifier saves time by allowing the technician to determine whether the signal is truly present or is an induced signal from adjacent pair
- False readings due to noise are virtually eliminated
- Continuous self test ensures that the unit is functioning properly
- Emits both visible and audible indication when digital signals are present
- Patented

CAT. NO.	UPC NO.	DESCRIPTION
0134-0500	60764	T-Bug® Digital Signal Identifier

Classic Tone and Probe Kits



701K-G

- 701K-G Kits include the 77HP-G High Power Tone Generator and the 200EP Tone Probe Amplifier in a rugged, woven nylon carrying case (700C)
- 601K-G Kit is a more basic version of the 701K-G kit, and includes the 77M-G Tone Generator and the 200B-G Tone Probe amplifier in a zippered nylon pouch

CAT. NO.	UPC NO.	DESCRIPTION
601K-G	49989	Classic Tone and Probe Kit, Basic
701K-G	49990	Classic Tone and Probe Kit, Standard
701K-G/6A	35775	Classic Tone and Probe Kit, Standard with ABN clips

Premium Tone and Probe Kit



801K

- Designed for more accurate wire identification, the 801K virtually eliminates power-related noise from the tone and probe operation
- Kit includes the 77HP/6A High Power Tone Generator and 200 FP Filter Probe in a convenient Cordura® case (700C).

CAT. NO.	UPC NO.	DESCRIPTION
801K	08690	Premium Tone and Probe Kit
801K/50	60466	Premium Tone and Probe Kit (50Hz)

Xpert Tone and Probe Kit




811K

- The Xpert Tone and Probe Kit includes the 77GX (or 77GX2) Tone Generator and 200XP Multi-Filter Tone Probe Amplifier in a rugged, woven nylon carrying case
- Especially suited for tracing in noisy environments

CAT. NO.	UPC NO.	DESCRIPTION
811K	36001	Tone and Probe Kit, Xpert
811K/6A-BOX	26375	Tone and Probe Kit, Xpert with ABN clips

AdapToner Kit



AT8K

- Designed for fast, accurate wire identification by combining the features of our tone generators and modular breakout adapter
- Kit includes the AT8 Modular Breakout Tone Generator and 200EP Inductive Amplifier in a convenient carrying case (700C)

CAT. NO.	UPC NO.	DESCRIPTION
AT8K	08694	AdapToner Kit

802K Digital LAN Tracing Kit



- The 802K Digital LAN Tracing Kit is a powerful, unique troubleshooting and tracing solution for LANs and other types of VDV wiring. The industry standard 200FP filter probe (60Hz) is designed to eliminate hum from fluorescent lights and AC power wiring that can obscure tracing tones
- The AT8L LAN Toner not only generates multiple tracing tones and provides basic wiring tests, but indicates the presence of 10/100Base-T network service

CAT. NO.	UPC NO.	DESCRIPTION
802K	36000	Digital LAN Tracing Kit

LAN Toner Kit



- Designed for the network installation and maintenance professional, the LAN Toner sends tone and blinks HUB, Switch Port, and PC activity lights for fast identification. This kit can be used on any wiring system including Datacom, Telecom, security/alarm, audio and CATV
- Kit includes the AT8L LAN Toner and the 200GX Inductive Amplifier in a rugged, woven nylon carrying case (700C)

CAT. NO.	UPC NO.	DESCRIPTION
AT8LK	60584	LAN Toner Kit

CATV Cable Tone Test Kit



- Designed specifically for the CATV industry, this kit allows you to tone through splitters, directional couplers and traps
- Simple to use, the 402K provides accurate results and will eliminate long delays trying to figure out non-tagged or mis-tagged cable drops
- Kit includes one transmitter, one receiver, one male F-to-F connector adapter cable, one male F-to-alligator clip adapter cable and a carrying case (700C)
- Transmitter and receiver are equipped with female F-connectors
- Three methods of signal reception: electrostatic pickup for non-terminated cables, electromagnetic pickup for terminated or shorted cables and direct connection when identifying in the presence of passive devices
- In continuity mode, provides both audible tone and LED display
- Identifies the presence of AC or DC voltage on the cable under test
- Four selectable tone outputs for multiple line identification

CAT. NO.	UPC NO.	DESCRIPTION
402K	08677	CATV Cable Tone Test Set
402T	60376	Transmitter
402R	60377	Receiver
CS9	60374	Male to male F-connector adapter cable
CS19	60378	F-connector to alligator clip



Security and Alarm Kit



620K

- Designed specifically for the security and alarm industry, the 620K provides a simple method for identifying intermittent failures (swingers) and confirming operation of switches at remote locations
- To better satisfy industry requirements, we've combined the Model PE620 Tone Generator with the popular Model 200EP Inductive Amplifier in a durable woven nylon pouch (700C)

CAT. NO.	UPC NO.	DESCRIPTION
620K	08682	Security and Alarm Kit

Tone and Probe Plus Cable-Check™



PA1573

RJ45 LAN Tester

- True cable mapping function identifies:
 - Good connection, opens, shorts and crosses
 - Connector and cable pin-out
 - Clear LED display for each pin and shield
 - Shielded RJ45 modular plug socket
- Automatic display of mapping with dual speeds: slow or fast
- Tests RJ11 and RJ45 cables with runs up to 600'
- Check polarity of telephone line
- View telephone line status: dial tone, ringing or busy line
- Provides talk power for telephone lines and butt set use
- Selectable dual/single tone application for balanced and unbalanced circuits
- Four tone generator patterns
- Test continuity of wires, cables and loads
- Tone generator features auto-off function
- Jack for headset
- Audible speaker with adjustable volume control

CAT. NO.	DESCRIPTION
PA1573	Tone & Probe Plus Cable-Check™ Kit

Cabling Pouch

750C



- Designed to hold a complete set of wiring tools including: any (one) 77 Series Tone Generator, any (one) 200 Series Inductive Amplifier, a punchdown tool, a cabling knife and scissors
- Convenient loop to hold most telephone test sets
- Removable “parts pouch” allows you to keep small components in reach
- Made of a durable woven nylon
- Fits belts up to 5" wide.

CAT. NO.	UPC NO.	DESCRIPTION
750C	08685	Cabling Pouch

Tone and Probe Carrying Case

700C



- Allows you to build your own kit using any tone generator and 200 Series probe
- Durable woven nylon
- Fits belts up to 3" wide

CAT. NO.	UPC NO.	DESCRIPTION
700C	08683	Tone and Probe Carrying Case

STRUCTURED WIRING TESTERS

NETcat® Pro 2 NC-500



NC-500



NC-510
(NC-500 not included)



NC-520

NC-500 Contents:

- NETcat Pro 2 main unit with stylus
- Removable remote jack and patch lead test and ID unit
- Twisted-pair (modular RJ45), coax (F) and alligator clip test cords
- 9V alkaline battery

NC-510 NETcat Pro 2 Accessory Kit Contents:

- Seven additional remote jack test and ID units, RJ45 and F (male)
- Carrying case to hold additional remote test ID units and content of NC-500 main kit

NC-520:

- Netcat Pro 2 Main Unit With Stylus
- Removable Remote Jack And Patch Lead Test and Id Unit
- Twisted-Pair (Modular Rj45), Coax (F) And Alligator ClipTest Cords
- Seven additional remote jack test and ID units, RJ45 and F (male)
- Carrying case to hold additional remote test ID units and content of NC-500 main kit
- 9V Alkaline Battery

- Test and troubleshoot telephone, data and coax wiring
- NETcat Pro 2 Additional Features:
 - Gigabit device capability detection (still detects 10baseT and 100baseT too)
 - Cable type, velocity of propagation library, user editable
 - Power over Ethernet (PoE) detection
 - Memo pad
- Detect split pairs, short circuits, broken and crossed wires
- Step TDR technology shows length to open or short of all pairs
- Test shielded twisted-pair (STP), unshielded twisted-pair (UTP) & coaxial cables.
- Test patch cords and remote jacks
- Touch-screen control, included stylus slots into main unit
- Large icons ensure easy use with your finger too
- Large 3" (76mm) backlit high-contrast (user adjustable) monochrome display is highly visible in dark or brightly lit areas
- Remote test and ID unit stores in base of main unit
- Can identify up to 8 remote test ID units (7 extra available in NC-510 accessory kit along with carrying case)
- Tone generator with four selectable precision frequency tones, compatible with Greenlee advanced digital signal processing probes
- Operates on single 9V battery with low battery indication

SPECIFICATIONS

Dimensions	3.3" x 1.4" x 6.7" (8.5 cm x 3.5 cm x 17 cm)	
Weight	0.45 lb. (200 g)	
Power	9V Alkaline battery (PP3)	
Requirements		
User Interface	Display LCD	Dot Pixels: 128 x 128 dots
	Viewing Area	60.0 x 58.4
	Backlight	White LED
	Buttons	LCD touch-screen, Single momentary contact push button
Environmental	Operating Temperature	0°C to 50°C
	Storage Temperature	-20°C to 70°C
	Interface	RJ45 shielded jacks
Connections	F-type threaded female coaxial connectors	
TDR	User selectable based on a known cable length.	
Calibration	40% to 100% in steps of 1%	
TDR Range	0 to 2000 ft. -	
Resolution	1 ft. (0.3 m)	
Accuracy to Open/Short	±4% or 2 ft. (0.6 m) whichever is greater	
Remote Identifier	2000 ft. (609.6 meters) maximum distance	
Wiremap	358 ft (100 meters) maximum distance	

CAT. NO.	UPC NO.	DESCRIPTION
NC-500	23639	NETcat Pro 2 Digital VDV Wiring Troubleshooter
NC-510	23640	NETcat Pro 2 Accessory Kit w/carry case
NC-520	05450	Netcat Pro 2 Main Unit With Stylus

NETcat® Micro NC-100

- Tests shielded twisted pair (STP), unshielded twisted pair (UTP) and coaxial cables
- TIA/EIA standard wiring pair verification
- Detects shorts, opens, reversed polarity, crossed and split pairs
- Generates three distinct, selectable digital tone patterns for cable tracing and troubleshooting
- Tracing modes can be adjusted for high performance LAN cables.
- Complete set of connector types standard (telephone, LAN and coax)
- Nested remote allows end-to-end testing of all wiring types
- Simple testing of LAN wiring and phone lines
- Detection of common wiring and connector errors
- Warning of hazardous voltages
- Checks for reversed telephone wires

SPECIFICATIONS

Dimensions	150 x 70 x 33mm	
Weight	220g including remote unit and battery	
Power Source	9V Alkaline battery (PP3)	
User Interface	Display LCD	Icon and seven segment type
	Backlight	Green LED
	Buttons	Four momentary contact push button
Environmental	Operating Temperature	0°C to 50°C
	Storage Temperature	-10°C to 60°C
	Humidity	up to 95% non-condensing
Interface Connections	RJ45 shielded socket	
	RJ12 6-way socket	
	F-type threaded female coaxial connectors	
Network Split Pair Detection	Minimum cable length	2 to 3 meters (5 to 10 ft.) depending on cable type
Pair Tracing Tones	Alternating frequencies of 577Hz and 983Hz are produced at three user selectable rates. Designed for standard tone probes, but compatible with precision digital Greenlee tone probes.	

CAT. NO.	UPC NO.	DESCRIPTION
NC-100	23636	NETcat® Micro Digital Voice Data and Video Wiring Tester

LAN ProNavigator® Tester & Remote



- Simple PASS/FAIL test results in one second allows technicians to quickly move on to the next test site
- Generates oscillating audio tone for use with tone probes to locate cables
- Tests data and telephone cables up to 320 feet (100 meters) for proper pairing for EIA/TIA-568A, EIA/TIA-568B, Token Ring, 10 Base T, and common category 5 configurations
- Tests unshielded UTP and shielded STP data cable
- Detects good connections, open connections, crossed wires and split pairs
- Tests common BNC connected 50 and 75 ohm coaxial cables up to 320 feet (100 meters) for continuity
- Tests coaxial cable types RG58, RG59, RG6, RG6 Quad, Belden 8281, RG8, RG11 and more
- Belt clips provided and lanyard holes embedded in case to attach to belt or wrist
- Features low battery test and auto-off function to preserve battery life
- Includes standard 9V battery

CAT. NO.	DESCRIPTION
PA1543	LAN ProNavigator® test set (main & remote), 2 RJ45 patch cords, 2 belt clips, 12 oz.(342 g)
PA901066	LAN ProNavigator® test set (main & remote), 2 RJ45 patch cords, 2 BNC coaxial cables, 2 CATV "F"-to-BNC adapters, 1 BNC/BNC adapter, 1 shielded RJ45 coupler, 2 belt clips in durable case
PA901074	Adapter, CATV "F" (female) to BNC (male)

NOTE: May not be compatible with CAT-6 flat or oval cable, or bonded cable.

SPECIFICATIONS	MAIN	REMOTE	KIT
Weight	8 oz. (228 g)	2 oz. (57 g)	2 oz. (1140 g)
Dimensions	5.25" x 6.75" x 2.25" 133 mm x 171 mm x 57 mm	3.45" x 1.6" x 0.9" 87 mm x 41 mm x 24 mm	8.5" x 7.6" x 3" 216 mm x 193 mm x 76 mm

Wiremap Tester



468

- Quickly identifies opens, shorts, reversals and transposed pairs
- Economical tester includes all the basic functions
- Connecting the receiver unit automatically activates the test process
- Sequencing red and green LEDs provide fast, accurate and simple-to-understand results
- Alerts the technician if connected to an active circuit without harming the unit
- Connect any eight-position modular plug to the appropriate jack on the transmitter and a sweeping tone signal is applied to all pairs
- At the far end of the cable, use any Greenlee Communications inductive amplifier (probe) to locate the corresponding plug or jack
- Battery operated (9V not included)

CAT. NO.	UPC NO.	DESCRIPTION
468	08661	Wiremap Tester
468C	60382	Carrying Case for the Wiremap Tester
468T	60379	Transmitter
468R	60380	Receiver
CS10	60381	Modular Adapter Cable

Data/Link ID and Cable-Check™



PA1576

- Cable mapping function tests data & phone connection schemes including patch cords and installed cables
- Identifies cross-over telephone connections
- Detects PC (NIC) & HUB data transmissions and PC (NIC) & HUB NLP or FLP link pulse
- Identify data & link transmission speeds with real time detection: 100/10 MB
- Automatically scans with choice of slow or fast speeds
- Low battery detection on LAN ID tester
- Includes 9V battery, 2 RJ45 patch cords and durable nylon carrying case with belt loop

CAT. NO.	DESCRIPTION
PA1576	Data/Link ID and Cable-Check™

LAN Cable-Check™



- Identifies cross-over telephone connections
- Automatically scans when cables connected and unit turned on
- Two scan speeds: fast or slow
- Maps connector and cable pin-out
- Tests cables up to 1,650' or 500 m
- Also tests RJ11 connections using an RJ11 adapter (not included).
- 2, RJ45 patch cords and 9V battery included
- Contained in a durable nylon carrying case with belt loop

CAT. NO.	DESCRIPTION
PA1574	LAN Cable-Check™ Tester

LAN and A/V Cable-Check™



Network

- Tests RJ45 patch cords and network installations to identify good connections, opens, shorts or cross-connections
- Identifies data and telephone connection schemes
- Maps cable pin-out

Coax

- Tests continuity of cords and installed cable runs
- Identifies good connections, opens and shorts

Features and Benefits:

- Automatic scanning
- User selectable slow or fast speeds
- Quickly check cable installations and patch cords
- Easy-to-use with clear LED read-outs

Includes:

- 2 RJ45 patch cords
- 75-ohm male terminator
- Cable TV "F" female adapter
- 9V battery
- Durable, nylon carrying case
- RCA to CATV "F" adapter.

CAT. NO.	DESCRIPTION
PA1594	LAN and A/V Cable-Check™

PC Cable-Check™ PRO



- Quickly & easily troubleshoot cables to eliminate the cable as the source of a problem
- True cable mapping for over 20 different cable types: BNC coax & S-Video, VGA, Firewire, USB & Mini-USB, PS/2, parallel printer, RS-232 serial and Cat5e or Cat6 LAN
- Supports these connectors: male and female DB9, DB15, DB25 and HDB15; 36-pin Centronics printer; RJ11, RJ12, RJ45 shielded & unshielded; BNC coax female; male and female mini-DIN6; female mini-DIN4; USB-A and USB-B; mini-USB 5-pin; IEEE 1394 FireWire 4- and 6-pin
- Tests 50 ohm cables up to 1000' (305 m) & 75 ohm cables up to 600' (183 m)
- Easy to read and understand LED indicator lights
- New rugged case with built-in handle for easy transport
- Auto scan or manual scan modes
- Rubber feet grip to desk or bench to prevent slipping
- Auto-off after 30 seconds of non-use to extend battery life
- 9V battery included

CAT. NO.	DESCRIPTION
PA1577	PC Cable-Check™ Pro

BURIED FACILITY LOCATION AND MARKING

Tracker II



501

HS-1 (08695)

Optional headset is available for use in high-traffic areas or other noisy environments.

- Traces the path and determines the depth of wires and metallic pipes on active or dead systems without having to deactivate the system
- Lightweight receiver provides audible and visual indications of signal strength
- Transmitter output and receiver sensitivity are fully adjustable for maximum accuracy
- Transmitter offers three methods of connection: direct, inductive coupler and inductive antenna
- Includes transmitter assembly, receiver assembly, inductive coupler (clamp), built-in inductive antenna, two 8' (2.4 m) test leads with heavy-duty alligator clips and durable polyethylene case
- High frequency transmitter provides range up to 4,000' (1,219 m) and depths up to 7' (2 m)
- Receiver is 32" long (813 mm)
- Battery operated (eight AA and one 9V battery is included)
- Molded carrying case included

CAT. NO.	UPC NO.	DESCRIPTION
501	08662	Tracker II
501T	60353	Transmitter
501R	60352	Receiver
IC1	60354	Inductive Clamp
CS16	60355	Transmitter Cord Set
500CA	60351	Case with Antenna

SPECIFICATIONS

Power Requirements	Transmitter – (8) AA batteries; Receiver – (1) 9V battery
Battery Life	Transmitter – 30 hours nominal; Receiver – 10 hours nominal
Transmitter Frequency	447.5kHz
Transmitter Power	40Vp-p (140mW) maximum
Voltage Protection	240VAC/500VDC
Automatic Shut Off	90 Min. Transmitter and Receiver
Construction	Transmitter/Receiver – powder coated aluminum Case – vacuum formed polyethylene
Dimensions	Transmitter – 4.25" x 3" x 3.25" (108 x 76.2 x 82.6 mm) Receiver – 32" x 2.75" x 4" (812.8 x 69.9 x 101.6 mm) Case – 33.5" x 8.25" x 3.75" (850.9 x 209.6 x 95.3 mm)
Weight	6.7 lbs. complete kit (3.04 kg)

Buried Line Locator



BLL-200



- LED and LCD signal strength indicators make it quick and easy to find exact line location
- Lightweight and ergonomically balanced
- Automatic signal boost makes it easy to trace lines, even those with very weak signals
- Receiver may be used in active or passive mode
- Receiver locates multiple passive frequencies with a single setting
- Receiver automatically locks out passive range when it detects a transmitter signal, reducing the chance of tracing other lines carrying weaker signals
- Microprocessor-based circuitry delivers increased accuracy and features auto-gain control in all environments
- Traces 20' (6 m) underground and provides depth readings up to 15' (4.57 m).
- Transmitter can be connected to live lines up to 600V
- Molded carrying case included
- Limited Lifetime Warranty

CAT. NO.	UPC NO.	DESCRIPTION
BLL-200	07796	Buried Line Locator

SPECIFICATIONS

Transmitter		Receiver	
Operating Voltage	0-600VAC, 0-300 VDC	Depth Range	Measures: 0-15 ft Traces: 0-20 ft
Current	13mA (open line) 150mA (live or shorted line)	Depth Resolution	0.1 ft. increments
Frequency	33.3kHz	Passive Trace Frequency	- 12Hz-24kHz
Operating Temperature	0°F to 120°F (-17°C to 50°C)	Operating Temperature	0°F to 120°F (-17°C to 50°C)
Size	7.5" x 4" x 2.1" (190.5 mm x 101.6 mm x 53 mm)	Size	4.1" x 8.5" x 38" (104.1 mm x 215.9 mm x 965.2 mm)
Power	6 VDC (4 AA batteries)	Power	6 VDC (4 AA batteries)
Weight	15 oz. (425 g) (with batteries and clamp)	Weight	1 lb. 12 oz. (794 g)

Pulser Fault Locator



- Identifies the exact location of even the smallest breaks in insulation by "pulsing" a high-voltage signal that radiates into the earth at the location of the faults. With the A-frame mounted receiver, a visual analog meter points the way to the source of the voltage
- Multiple faults on a single wire can be identified indicating the need to replace instead of repair
- Extra-long test leads feature heavy-duty alligator clips for use on multiple cable types
- Includes a rechargeable transmitter, receiver, A-frame, ground stake, 120V charger and a 12V DC (cigarette lighter) adapter
- Battery operated (one 12V and one 9V battery are included)
- Molded carrying case included

SPECIFICATIONS

Power Requirements	Transmitter: (1) 12V rechargeable battery Receiver: (1) 9V battery
Battery Life	Transmitter: 23 hours per charge; Receiver: 200 hours
Transmitter Power	2400VDC peak
Voltage Protection	240VAC/400VDC
Construction	Transmitter – aluminum housing in polyethylene case Receiver – powder coated aluminum
Dimensions	Transmitter – 17" x 8.5" x 6.5" (421 mm x 215 mm x 160 mm) in case Receiver – 33.5" x 21.75" x 3.25" (840 mm x 550 mm x 8 mm) on A-Frame
Weight	12.5 lbs. (5.7 kg) complete

CAT. NO.	UPC NO.	DESCRIPTION
PE2003	08666	Pulser
R 2000H	60357	Transmitter (Includes CH1 & CH2)
R 2000R	60358	Receiver
R AF2	60482	A-Frame
R CH1	60360	AC Charger
R CH2	60361	DC Charger
R 59F0002	66216	Battery, Replacement (12V 2.5 Ah)

Wire Finder/Mini Locator



- Traces energized or non-energized wires in walls and drop ceilings
- Provides reliable results on buried cables to depths of 3' (1 m) and lengths up to 1000' (308 m)
- Determines the approximate depth of the wire before digging
- Compact design and easy-to-understand operations
- Fully adjustable transmitter and receiver for accurate locating
- Quick change test leads for use in any industry, even international power outlets
- Voltage protection to allow use on live AC circuits
- Automatic shut-off to prevent accidental battery discharge
- Housed in a durable, molded carrying case with a quick reference operation guide on the inside of the lid
- Battery-operated: (2) 9V batteries included

SPECIFICATIONS

Power Requirements	(1) 9V each (transmitter and receiver, included)
Battery Life	Transmitter 35 hours nominal; Receiver 20 hours nominal
Transmitter Frequency	447.5kHz
Transmitter Power	9Vp-p (11mW)
Voltage Protection	240VAC/500VDC
Construction	Transmitter/Receiver – high-impact ABS plastic, Case – vacuum-formed polyethylene
Dimensions	Transmitter – 4" x 2.3" x 1" (101.6 x 58.4 x 25.4 mm), Receiver – 6" x 2.35" x 1" (152.4 x 59.7 x 25.4 mm), Case – 9.5" x 8" x 3" (241.3 x 203.2 x 76.2 mm)
Weight	2.6 lbs. (1.2 kg)

CAT. NO.	UPC NO.	DESCRIPTION
508S	08678	Wire Finder/Mini Locator
R 508ST	60363	Transmitter
R 508SR	60364	Receiver
R CS14	60366	Alligator Clip Cord set
R CS15	60367	AC Outlet Cord set

Wire and Valve Locator



521A

CAT. NO.	UPC NO.	DESCRIPTION
521A	86788	Wire and Valve Locator
521A-R	12623	Receiver
HS-1	08695	Headset

- Adjustable transmit power allows you to select the best signal for maximum performance
- Transmitter's high power output offers extended range and use on higher resistance wire paths that other locators can't touch
- Receiver provides both audible and visual indications of signal strength.
- Lightweight receiver wand makes it easy for you to move along quickly to locate even the longest wire path
- Rugged headphones block ambient noise and improve "feel" for the signal
- Includes transmitter, receiver, headset, ground stake, and complete instructions
- Battery-operated: (8) "D" Cells and (1) 9V

SPECIFICATIONS

Power Requirements	Transmitter: (8) "D" Cell; Receiver: (1) 9V battery
Battery Life	Transmitter: 50 hours nominal Receiver: 100 hours nominal
Transmitter Frequency	1748Hz
Transmitter Power	750Vp-p 285Vrms
Voltage Protection	120VAC/250VDC
Construction	Powder-coated aluminum housing in polyethylene case
Case Dimensions	33.5" x 8.25" x 3.75"
Weight	12 lbs. complete

Locators Application Guide

FEATURE	BLL-200	501	PE2003	508S	521A
Trace concealed wiring in walls and floors		•		•	
Locate junction box relays and transformers	•				
Locate switch gear	•				
Find shorts to ground			• ²		• ¹
Trace wires in PVC (nonmetallic conduit)	•	•		•	
Find opens in a circuit					•
Localize power and lighting panels	•	•		•	
Operate on energized circuits	•	•		•	
Operate on telecom circuits	•	•	•	•	
Operate on power circuits (600VAC)	•				
Operate on unenergized circuits	•	•	•	•	•
Trace shielded cable	•	• ³		• ³	• ³
Trace buried metal conduit					
Trace coax cable	•	• ⁵		• ⁵	• ⁴
Auto gain circuitry for improved accuracy	•				
AC voltage range	0-600V	0-240V	0-240V	0-240V	0-120V
DC voltage range	0-300V	0-500V	0-400V	0-500V	0-250V
Distance—receiver from transmitter	5,000 ft.	• ⁷	5000 ft.	1000 ft.	• ⁶
Transmitter battery	(4) AA	(8) AA	12V rechargeable	(1) 9V	(8) D
Receiver battery	(4) AA	(1) 9V	(1) 9V	(1) 9V	(1) 9V

1. 10,000 ohms and less—both ends isolated from grounds.

2. Does not locate the path—has to be predetermined and only in direct burial applications. 5,000,000 and less.

3. Transmitter connected to metallic shield.

4. Will trace coax providing the b0nd is in place at the remote end—will disrupt service.

5. No sorting (high RF bleeds) can trace coax if transmitter connected to braid.

6. Low frequency locators need a "path to earth" (dirt), 5000 ft. on an open conductor and 2500 ft. on a metallic pipe at 3 ft. deep

7. Direct Connection 4,000 ft at 7 ft deep

Inductive Coupler 1,000 ft at 3 ft deep

Inductive Antenna 700 ft at 3 ft deep

Marker-Mate®



EML100

- Designed to locate buried electronic markers, including Omni Marker™, and Uni Marker®
- Five+ foot depth range
- Detects up to seven different marker types
- Scan mode provides simultaneous detection of all marker types
- User-adjustable Detection Threshold
- Digital signal processor accuracy
- Large-character display is easy to read
- Bar graph, numeric & audible signal strength indicators
- Speaker volume adjust
- Headphone jack
- Battery level indicator
- Low battery warning
- Adjustable time out feature prolongs battery life (and can be turned off)
- Weather resistant
- Rugged construction

SPECIFICATIONS

Electrical:	Twelve AA batteries Battery Life: 20 hours typical
Environment:	
Operating Temperature:	-4°F to 122°F (-20°C to 50°C)
Storage Temperature:	-40°F to 158°F (-40°C to 70°C)
Weather Resistant	
Physical:	
Length:	30.7 in. (780 mm)
Width:	7.8 in. (198 mm)
Height:	12.8 in. (325 mm)
Weight:	4.5 lbs. with batteries (2 kg)

CAT. NO.	UPC NO.	DESCRIPTION
EML100	60798	Marker-Mate Electronic Marker Locator

Omni Marker™



- Electronically marks and relocates buried facilities
- Unique design produces a uniform, spherical RF field in every direction
- Easily located up to 5' away with any modern marker locator
- Wider field with a signal peak directly above the marker provides precise location
- Requires no particular orientation when buried
- Greater range than standard 4" ball markers
- High-reliability design lasts as long as your buried plant
- Color coded by utility application
- Patented
- Limited lifetime warranty

APPLICATION	COLOR	FREQUENCY	CAT. NO.	UPC NO.
Power	Red	169.8 kHz	0160-0001-1	60765
Water	Blue	145.7 kHz	0161-0001-1	60766
Sanitary	Green	121.6 kHz	0162-0001-1	60767
Telephone	Orange	101.4 kHz	0163-0001-1	60768
Gas	Yellow	83.0 kHz	0164-0001-1	60769
Cable TV	Orange/Black	77.0 kHz	0165-0001-1	60770
Non-Potable/Gen I	Purple	66.35 kHz	0168-0001-1	11050
EuroPower	Red/Blue	134.0 kHz	0181-0001-1	05160

Uni Marker®



- Electronically marks buried facilities for later relocation
- Rugged polyethylene case ensures years of useful life
- Small size and flat design attach easily to non-metallic utility box lids, hand holes and other buried enclosures
- Location is simple with any modern marker locator
- Range is 25% more than other similar-style markers
- Signal peak ensures location within inches of the marker
- Color coded by utility application
- Limited lifetime warranty

APPLICATION	COLOR	FREQUENCY	CAT NO.	UPC NO.
Power	Red	169.8kHz	0170-0001-1	60771
Water	Blue	145.7kHz	0171-0001-1	60772
Sanitary	Green	121.6kHz	0172-0001-1	60773
Telephone	Orange	101.4kHz	0173-0001-1	60774
Gas	Yellow	83.0kHz	0174-0001-1	60775
Cable TV	Orange/Black	77.0kHz	0175-0001-1	60776
Non-Potable/Gen I	Purple	66.35kHz	0178-0001-1	11059

FIBER OPTIC TEST EQUIPMENT

Optical Fusion Splicer



910FS

- Designed to meet virtually any FTTx installation – indoors and out. P2P installations including backhaul, cellular, and LAN
- Core alignment minimizes splice losses
- Fully compatible with Greenlee® Splice-On Connectors. 250 Splice/ Shrink cycles per battery charge

SPECIFICATIONS

Applicable Fibers	SM (G.652); MM (G.651); DS (G.653); NZDS (G.655); BIF (G.657)	Fiber Display Magnification	240X
Fiber Cleaved Length	10mm	Tube Heating Mode	20 Preset / User Definable Modes Adjustable 0-240 seconds
Cladding Diameter	80 to 150µm	Tube Heating Time (Typical)	36 seconds
Coating Diameter	100 to 1000µm	Attenuator Mode	0.1 to 15 dB
Fiber Count	Single	Electrode Life	3,000 Splices
Fiber Aligning Method	Auto Core Alignment	Display	5.7" Color, Turn-Over LCD
Splice Loss (Typical)	0.02 dB (SM); 0.01 dB (MM); 0.04 dB (DS); 0.04 dB (NZDS & BIF)	Connectivity	RS-232; USB
Splicing Mode	60 Preset / User Definable Modes	Operating Conditions	Pressure: 0 to 16,404 feet (0 to 5,000 meters) above Sea Level
Splice Time (Typical)	9 seconds (SM)		Humidity: 0 to 95%
Number Of Splices Per Battery Charge	250 (including 60mm heat shrink cycle)		Temperature: 14 to 122°F (-10 to 50°C)
Splice-On-Connector	SC, LC, FC, ST	Storage Conditions	Temperature: -4 to 158°F (-20 to 70°C)
Arc Calibration Mode	Automatic and Manual	Power Supply	100 to 240V AC Adapter; Li-ion Battery (6600 mAh)
Protection Sleeve Length	60mm, 40mm, Micro Sleeves	Weight with Battery	6.92 lbs (3.14 kg)
Storage Of Splice Results	5,000 Results	Dimensions (HxWxD)	7.08" x 6.29" x 6.10" (180 x 160 x 155 mm)
Tension Test	2N		



PA1171

CAT NO.	UPC NO.	DESCRIPTION
910FS	01328	Optical Fusion Splicer
910FS-KIT1	01433	Fusion Splicer & Cleaver Kit
910FS-KIT2	01432	Contractor Fusion Splicer Kit
910FS-ELEC	01329	Replacement Electrodes
910FS-PS	01330	Replacement Power Supply
910CL	01331	Optical Fiber Cleaver
910CL-BLADE	01640	Cleaving Wheel
910FS-250	01332	250µm Adapter
910FS-900	01333	900µm Adapter
910FS-SOC-SC-LC	01335	Adapter, Splice-On Connector, SC & LC
910FS-SOC-ST-FC	02401	Adapter, Splice-On Connector, ST & FC
910FS-BATT	01452	Battery (910FS)
910FS-EUR-CORD	02571	European Line Cord
910FS-UK-CORD	02570	UK Line Cord
910FS-CHARG	02641	Battery Charger
910FS-CAR-ADAPTER	25689	12 V DC Car Adapter
PA1171	12225	ProGrip 5-in-1 Fiber Optic Stripper

Optical Fiber Cleaver



910CL

Note: If the 910CL is purchased without a splicer. Please order either the 250um or 900um adapters or the fixed clamp.

- Accurate Cleaves. Cleave multi-mode and single-mode fiber optic cables
- Long Life. Blades rotate for longer life - over 48,000 cleaves
- Adaptable. Supports 250um, 900um fibers
- For use with the 910FS Optical Fusion Splicer for maximum speed and efficiency
- Dust bin. Safely collects end cuts during cleaving process

SPECIFICATIONS

Applicable Fibers	SM (G.652); MM (G.651); DS (G.653); NZDS (G.655); BIF (G.657)
Fiber Cleaved Length	10mm
Cladding Diameter	125µm
Coating Diameter	0.25 mm and 0.9 mm
Fiber Count	Single
Cleaving Angle	< 1.5°
Blade Life	48,000 Cleaves
Weight	0.56 lbs (255 g)
Dimensions	2.29" x 2.17" x 1.89" (58 x 55 x 48 mm)

CAT. NO.	UPC NO.	DESCRIPTION
910CL	01331	Optical Fiber Cleaver
910CL-BLADE	16403	Cleaving Wheel
910C-CLAMP	31529	Fixed Clamp with Screw (910CL)
910FS	01328	Optical Fusion Splicer
910FS-250	01332	250µm Adapter
910FS-900	01333	900µm Adapter
PA1171	12225	Buffer Strippers
PA1511	10312	Kevlar Cutter

Splice-On Connector

**NEW
PRODUCT**



- Return loss: APC >60dB, UPC >55dB and MM 35dB (typical)
- 19 styles available: SM, MM, 10Gig
- Compatible with selected AFL, Sumitomo, and Fitel fusion splicers, suitable adapter may be required
- 900um boot protects splice for easy cable management
- Includes color coded 900um buffer, boot, cleave protector and extended dust cap for easy fiber identification

SPECIFICATIONS

Connector Type	SM/APC	SM/UPC	MM/62.5UM	MM/50UM	MM/OM3	MM/OM4
Insertion Loss (Max)	0.3dB		0.4dB			
Optical Return Loss	>65dB	>55dB	35dB (Typical)			
Ferrule Type	All Zirconica Pre-Polished Ferrules					
Color Code	Green	White	Beige	Black	Aqua	Aqua
Operating Temperature	-40 to 85 degrees C					
Industry Standards	RoHS Compliant, Tecordia GR-326-CORE Compliant					

COMPATIBLE FUSION SLICERS

Manufacturer	AFL			Sumitomo	Fitel	INNO	FIS
Model	FSM11 (S/M)	FSM-17S	FSM-18S	Type-25e (U/S/M)	S122 (A/C/M/)	IFS10	CA3
			FSM-19S	Type-39FH	S121 (A/M)	IFS15	
			FSM-60(S/R)	Type-46	S123 (C/M)		
			FSM-70(S/R)	Type-66	S153		
				Quantum (Q101-CA)	S178A		
Compatible fiberTOOLS® SOC's	All Versions	SC and LC Only	SC,LC and ST Only	All Versions	All Versions	All Versions	All Versions

Splice-On Connectors & Adapters

	CAT. NO. (12 PACK)	UPC	CAT. NO. (100 PACK)	UPC	DESCRIPTION
N	SCAPC-SOC-12	02302	SCAPC-SOC-100	02360	SC/APC Singlemode, Green 900µm Boot
N	SCUPC-SOC-12	02303	SCUPC-SOC-100	02361	SC/UPC Singlemode, Blue 900µm Boot
N	SC62-SOC-12	02304	SC62-SOC-100	02364	SC/PC 62.5µm Multimode (OM1), Beige 900µm Boot
N	SC50-SOC-12	02305	SC50-SOC-100	02365	SC/PC 50µm Multimode (OM2), Black 900µm Boot
N	SCOM3-SOC-12	02306	SCOM3-SOC-100	02368	SC/PC 50µm Multimode (OM3), Aqua 900µm Boot
N	SCOM4-SOC-12	02308	SCOM4-SOC-100	02371	SC/PC 50µm Multimode (OM4), Aqua 900µm Boot
N	FCAPC-SOC-12	02313	FCAPC-SOC-100	02372	FC/APC Singlemode, Green 900µm Boot
N	FCUPC-SOC-12	02314	FCUPC-SOC-100	02377	FC/UPC Singlemode, Blue 900µm Boot
N	FC62-SOC-12	02316	FC62-SOC-100	02378	FC/PC 62.5µm Multimode (OM1), Beige 900µm Boot
N	FC50-SOC-12	02322	FC50-SOC-100	02379	FC/PC 50µm Multimode (OM2), Black 900µm Boot
N	FCOM3-SOC-12	02323	FCOM3-SOC-100	02381	FC/PC 50µm Multimode (OM3), Aqua 900µm Boot
N	FCOM4-SOC-12	02328	FCOM4-SOC-100	02384	FC/PC 50µm Multimode (OM4), Aqua 900µm Boot
N	STUPC-SOC-12	02330	STUPC-SOC-100	02385	ST/UPC Singlemode, Blue 900µm Boot
N	ST62-SOC-12	02332	ST62-SOC-100	02386	ST/PC 62.5µm Multimode (OM1), Beige 900µm Boot
N	ST50-SOC-12	02334	ST50-SOC-100	02387	ST/PC 50µm Multimode (OM2), Black 900µm Boot
N	STOM3-SOC-12	02335	STOM3-SOC-100	02388	ST/PC 50µm Multimode (OM3), Aqua 900µm Boot
N	STOM4-SOC-12	02343	STOM4-SOC-100	02389	ST/PC 50µm Multimode (OM4), Aqua 900µm Boot
N	LCAPC-SOC-12	02345	LCAPC-SOC-100	02390	LC/APC Singlemode, Green 900µm Boot
N	LCUPC-SOC-12	02346	LCUPC-SOC-100	02395	LC/UPC Singlemode, Blue 900µm Boot
N	LC62-SOC-12	02348	LC62-SOC-100	02397	LC/PC 62.5µm Multimode (OM1), Beige 900µm Boot
N	LC50-SOC-12	02351	LC50-SOC-100	02398	LC/PC 50µm Multimode (OM2), Black 900µm Boot
N	LCOM3-SOC-12	02355	LCOM3-SOC-100	02399	LC/PC 50µm Multimode (OM3), Aqua 900µm Boot
N	LCOM4-SOC-12	02359	LCOM4-SOC-100	02400	LC/PC 50µm Multimode (OM4), Aqua 900µm Boot

	ADAPTER	UPC	DESCRIPTION
R	AFL SOC ADAPTER	01304	AFL/Fujikura SOC Adapter
R	FITEL SOC ADAPTER	02052	Furakawa/Fitel SOC Adapter
R	SUMI SOC ADAPTER	02058	Sumitomo SOC Adapter
R	INNO SOC ADAPTER	02060	Inno SOC Adapter
R	FIS SOC ADAPTER	02062	FIS Super Cougar SOC Adapter

930XC Handheld Singlemode OTDR

**NEW
PRODUCT**


- Up to 38 db dynamic range
- Large backlight LCD display
- Measure length and defects of coiled fiber
- Fiber analysis software for data management and report generation
- 1625 nm operation for live fiber testing
- RS-232/USB interface
- Economical
- Compact handheld design
- Easy to use
- Fast automated testing
- NiMH batteries for 8 hours continuous use

SINGLEMODE SPECIFICATIONS

Fiber Type	930XC-20C	930XC-30F	930XC-30P	930XC-20M
Wavelength (± 20nm)	1310/1550	1310/1550/1625	1310/1490/1550	800/1300
Dynamic Range (dB)	35	38	38	18/22
Event deadzone (m)	2.5	1.5	2.5	7
Attenuation Deadzone (m)	14	10	14	20
Emitter Type	Laser			LED
Pulsewidth (ns)	5, 10, 30, 100, 300, 1 us, 2.5 us, 10 us, 20 us			12/30/100/275/1us (850nm) 30/100/275/1us/2us (1300nm)
Selectable Ranges (km)	0.3/1.3/2.5/5/10/20/40/80/120/160/240			0.1/0.3/0.5/1.3/2.5/5/10 (850nm) 0.1/0.3/0.5/1.3/2.5/5/10 /20/40/80 (1300nm)
Average Time	15s/30s/1 min/2 min/3 min			
Distance measurement accuracy	±(1m + 5 X 10 ⁻⁵ x distance + sampling space)			
Connector Type	UPC or APC (interchangeable FC, SC, ST)			
Visual Fault Locator				
Wavelength	650 nm			
Peak power output	-3 dBm			
Connector interface	(interchangeable FC, SC, ST)			
Fiber Analysis Software				
Reflection detect accuracy	±4 dB			
Attenuation detect accuracy	±0.05 dB/dB			
Measurement data storage	1,000 test curves			
Data transmission	RS-232/USB port			
General				
Power Supply	NiMH chargeable battery/AC adapter			
Battery Life	Support over 8 hours operating on one charge or over 20 hours standby			
Operating Temperature	-10° to 50° C			
Storage Temperature	-20° to 60° C			
Relative Humidity	0 to 95% (non-condensing)			
Weight	1.9 lbs. (0.87 kg)			
Dimensions	7.7" H x 3.9" W x 2.4" L (196mm x 100mm x 64mm)			

CAT. NO.	UPC NO.	DESCRIPTION
930XC-20C UPC SC	89882	Handheld OTDR, 1310/1550 nm, SC/UPC
930XC-20C UPC FC	89872	Handheld OTDR, 1310/1550 nm, FC/UPC
930XC-20C UPC ST	89877	Handheld OTDR, 1310/1550 nm, ST/UPC
930XC-20C APC SC	89892	Handheld OTDR, 1310/1550 nm, SC/APC
930XC-20C APC FC	89887	Handheld OTDR, 1310/1550 nm, FC/APC
930XC-30P UPC SC	19237	Handheld OTDR, 1310/1490/1550 nm, SC/UPC
930XC-30P UPC FC	19238	Handheld OTDR, 1310/1490/1550 nm, FC/UPC
930XC-30P UPC ST	19239	Handheld OTDR, 1310/1490/1550 nm, ST/UPC
930XC-30P APC SC	19240	Handheld OTDR, 1310/1490/1550 nm, SC/APC
930XC-30P APC FC	02618	Handheld OTDR, 1310/1490/1550 nm, FC/APC
930XC-30F UPC SC	19247	Handheld OTDR, 1310/1550/1625 nm, SC/UPC
930XC-30F UPC FC	19248	Handheld OTDR, 1310/1550/1625 nm, FC/UPC
930XC-30F UPC ST	02621	Handheld OTDR, 1310/1550/1625 nm, ST/UPC
930XC-30F APC SC	19249	Handheld OTDR, 1310/1550/1625 nm, SC/APC
930XC-30F APC FC	19250	Handheld OTDR, 1310/1550/1625 nm, FC/APC
930XC-20M PC FC	25688	Handheld OTDR, 850/1300 nm, FC/PC
930XC-20M PC SC	25689	Handheld OTDR, 850/1300 nm, SC/PC
930XC-20M PC ST	25690	Handheld OTDR, 850/1300 nm, ST/PC
946	60571	Cleaning Wand 10/PK
948	60692	REEL Cleaner CONN Cleaner (948)
20988	20988	Soft Carrying Case
20989	20989	USB Cable for OTDR
20990	20990	RS-232 Cable
AC-CONN-FC-L2	20996	FC Connector (for UPC & APC)
AC-CONN-ST-L2	20997	ST Connector (for UPC only)
AC-CONN-SC-L2	20998	SC Connector (for UPC & APC)
AC-ADPT-20-UNIV	25691	Power Supply Universal
930XC-QR	25692	Quick Reference Guide - UN
20999	20999	NiMH Battery (9.6V)
1155-0526	10582	Car Adapter
930XC-SM-MM	02729	OTDR Kit - Single and Multimode OTDR Kit.

180XL Visual Fault Locator

**NEW
PRODUCT**



180XL

- The 180XL can be used to confirm fiber continuity on fibers up to 7km in length
- A 1.25mm adapter is available
- Has up to 80 hours of operation
- Ruggedized design - not made of plastic
- Class 2 for safe operation - 1mW output power
- 650nm propagates more efficiently than 635nm in single mode fiber

SPECIFICATIONS

Wavelength	650nm +/-10nm
Output Power	0dBm (1mW)
Maximum Distance	7km
Laser Classification	2
Bulkhead	2.5mm Universal 1.25mm adapter available
Battery	AA (2)
Battery Life	80 hours
Weight	120 g (not including batteries)
Dimensions	180mm x 15mm (diameter)

CAT. NO.	UPC NO.	DESCRIPTION
 180XL	84501	Visual Fault Finder

Fiber Cleaning Pens - 1.25mm & 2.5mm

**NEW
PRODUCT**



FCP-1.25mm





FCP-2.5mm

- Cleans 2.5mm & 1.25mm ferrules and bulkheads
- Compact, easy-to-use single click operation
- Rated for 800 cleaning cycles
- Anti-static design prevents secondary contamination

SPECIFICATIONS

Ferrule & Connector Sizes	1.25mm & 2.5mm
Weight	1 oz (20g)
Dimensions	7.1" x 0.7" x 0.7" (180mm x 18mm x 18mm)
Working Temperature	-10°C to +50°C
Storage Temperature	-30°C to +70°C

CAT. NO.	UPC NO.	DESCRIPTION
 FCP-1.25	03577	1.25mm Cleaning Pen
 FCP-2.5	03576	2.5mm Cleaning Pen

Optical Light Sources

NEW
PRODUCT



GDLS 350

SPECIFICATIONS

ENVIRONMENTAL

Operating temperature	-10 ° C to +50° C
Storage temperature	-30° C to +60° C
Weight	3 oz (85g)

- Durable and compact
- Provides a stable light source
- Interfaces to all industry standard connectors

SPECIFICATIONS	GDLS 350	GDLS 355 / GDLS 360
Wavelength	850nm & 1300nm LED	1310nm, 1550nm Laser/ 1490nm, 1625nm Laser
Output power	- 20dBm Typical	-4dBm Typical
Laser Classification	N/A	Class 1 (FDA 21 CFR1040.11)
Output stability	+/- 0.05dB, 1 hour, + /- 0.03dB long after 15 minute warm-up	
Spectral Width	40nm/120nm	5nm/5nm
Optical interface	Universal Connector Interface (FC, SC, ST & LC)	
Power on	Push button ON, Auto shutoff	
Tone Output	2kHz	
Dimensions	6.1 x 0.94 x 0.75in (15.5 x 2.38 x 1.90cm)	
Weight	3oz (85g)	
Operating Temperature	-10C to 50°C	
Storage Temperature	-30C to 60°C	

CAT. NO.	UPC NO.	DESCRIPTION
Optical Light Sources		
N GDLS 350	00518	850/1300 Dual LED
N GDLS 355	00519	1310/1550 Dual Laser
N GDLS 360	03203	1490nm/1625nm Dual Laser
N 78-0160-70	21033	Single Instrument pouch
Connector Options		
R GAC 022B	00440	SC Adapter for source
R GAC 023B	00441	FC Adapter for source
R GAC 024B	00442	ST Adapter for source
R GAC 025B	00443	LC Adapter for source

Note: SC Adapter included with all laser and LED sources

Optical Power Meter

**NEW
PRODUCT**


GRP460

- Singlemode and multimode application
- Calibrated wave lengths of 850nm, 1310nm, 1490nm, and 1550nm
- Data transfer via USB for the GRP 460
- 2kHz Tone detect
- NIST traceable
- Long Battery Life

SPECIFICATIONS	GRP 450-02 GRP 460-02	GRP 450-04 GRP 460-04
Diode	Ge	Filtered InGaAs
Wavelength range	850nm to 1625nm	
Measurement range	+ 3 to - 60dBm	+23 to -45dBm
Resolution	0.01dB	
Absolute accuracy ^Δ	+/- 0.25dB	
Optical interface	Universal 2.5mm (Order 1.25mm or screw on adaptors separately)	
Tone identification	2kHz Incoming signal, Audible Alert	
Power on	Push button ON, Auto shutoff	
Storage	Store up to 1000 measurements per wavelength*	
Data transfer	Mini USB Port (1000 points/wavelength)*	
Dimensions	6.1 x 0.94 x 0.75 in (15.5 x 2.38 x 1.90cm)	
Weight	3.0oz (85g)	

CAT. NO.	UPC NO.	DESCRIPTION
Optical Power Meter		
GRP 450-02	00502	Germanium, 0.01dB, Zero ref set
GRP 450-04	00505	Filtered InGaAs, 0.01dB, Zero ref set
GRP 460-02	00509	Germanium, 0.01dB, Zero/Set Ref
GRP 460-04	00511	Filtered InGaAs, 0.01dB, Zero ref set
78-0160-70	21033	Single Instrument Pouch
Connector Options:		
GAC 020	00525	2.5mm Universal Adapter
GAC 021	00526	1.25mm Universal Adaptor
GAC 026	00531	SC Adaptor for OPM
GAC 027	00532	ST Adaptor for OPM
GAC 028	00533	FC Adaptor for OPM
GAC 029	00534	LC Adaptor for OPM
GAC 126	02046	SC/APC Adaptor for OPM
GAC 540	02038	OptiTap Patchcord SC/APC for OPM
Kit Options:		
GMFT-SM	03426	Single Mode Kit Kit includes: 1-GDLS 355 1310/1550 Dual Laser 1-GDLS 350 850/1300 Dual LED 1-GRP 460-02 Optical Power Meter 1-Soft Carry Case
GMFT-MM	03429	Multimode Kit Kit includes: 1- GDLS 350 850/1300 Dual LED 1- GRP 460-02 Optical Power Meter 1- Soft Carry Case
GMFT-SM-MM	03431	Singlemode/Multimode Kit Kit includes: 1- GDLS 355 1310/1550 Dual Laser 1- GDLS 350 850/1300 Dual LED 1- GRP 460-02 Optical Power Meter 1- Soft Carry Case

Video Inspection Scope

NEW
 PRODUCT


GVIS 300-USB

- Unique external focus mechanism eliminates need for “focus wheel”
- 3/4 μ m scratch resolution
- Thin (less than 1" dia.) ergonomic probe design
- Quick change adapter tips for all connector styles
- 3.5 inch LCD Display
- Advanced Li Ion Battery & smart technology AC charger system
- Rugged and compact size

SPECIFICATIONS

FOV (Field of View)	630 μ m x 440 μ m
Resolution	3/4 micron
Light Source	Blue LED
Lighting Technique	Coaxial
Display screen size	3.5 in diagonal
Battery Life	8 to 10 hours continuous
Battery charge time	3 hours
Size	Probe – 180mm x 25mm x 19mm Monitor – 120mm x 89mm x 32mm
Weight - (monitor, probe & case)	0.54kg
Operating Temperature	0° to 50 °C
Storage Temperature	-40°C to 70 °C

CAT. NO.	UPC NO.	DESCRIPTION
N GVIS 300 MP-USB	00540	GVIS 300 Monitor w/USB option, Probe, SC Bulkhead and 2.5mm Universal Adaptor tips, battery charger, basic cleaning kit and hard carry case

Video Inspection Scope

NEW
 PRODUCT


GVIS 400

- Automatic PASS/FAIL analysis equipped to meet IEC 61300-3-35 USB or Wi-Fi® streaming. Easily connects with laptops, smart phones, and tablets
- Greenlee GVIS application for analysis and reporting
- Unique external focus system and enhanced magnification produce clear high-definition images

SPECIFICATIONS

FOV (Field of View)	Live - 800 μ m x 600 μ m Enlarge - 485 μ m x 365 μ m Magnify and center - 485 μ m x 365 μ m
Resolution	<1 micron
Light Source	White LED
Lighting Technique	Coaxial
Size (Probe)	Probe – 180mm x 25mm x 19mm
Weight - (Probe)	102 g
Operating Temperature	0° to 50 °C
Storage Temperature	-40°C to 70 °C

CAT. NO.	UPC NO.	DESCRIPTION
N GVIS 400-HDP	03178	GVIS 400 Probe Auto Pass/Fail with USB

Video Inspection Scope

**NEW
PRODUCT**


GPAD-250

- Industry leading field of view
- Transmits live images and data via Wi-Fi from the GVIS 400-HDP via GPAD 250 USB
- PASS/FAIL via GPAD 250 conforming to IEC 61300-3-35
- Compatible with Greenlee inSpec and OpTest apps for Android
- Wireless transmission of dB loss readings from the GRP 460

SPECIFICATIONS

Dimensions	4.5"L x 1.5"W x 2.75"H (114 mm x 38 mm x 70 mm)
Weight	0.5 lbs (23 kg)
Wi-Fi Connectivity	802.11 abgn Wi-Fi Access Point
Battery	11.1 volt lithium ion, 4 hour battery life
Battery Charger	AC Wall pack 12.6 volt lithium ion charger
Communication Distance	200 feet / 61 meters (GPAD 250 to wireless device)

CAT. NO.	UPC NO.	DESCRIPTION
GPAD-250	03179	Wi-Fi Portable Access Device - For use with the GVIS-400 HDP

Video Inspection Scope Adapter Tips



GAC 040B



GAC 044B



GAC 048B

	CAT. NO.	UPC NO.	DESCRIPTION
	GAC 034B	03180	E2000 Adapter GVIS
	GAC 040B	03181	SC Adapter GVIS
	GAC 041B	03182	SC/APC Adapter GVIS
	GAC 042B	03183	FC Adapter GVIS
	GAC 043B	03184	FC/APC Adapter GVIS
	GAC 044B	03187	LC Adapter GVIS
	GAC 045B	03188	LC/APC Adapter GVIS
	GAC 046B	03189	ST Adapter GVIS
	GAC 047B	03192	MTP/APC Adapter GVIS
	GAC 048B	03190	1.25mm Universal Adapter GVIS
	GAC 049B	03191	2.5mm Universal Adapter GVIS
	GAC 050B	03193	MTP Straight Adapter GVIS
	GAC 052B	01896	OptiTap SC/APC Adapter for GVIS
	GAC 104B	03199	FC Adapter, 60-Degree Angled GVIS
	GAC 107B	03202	SC Adapter, 60-Degree Angled GVIS
	GAC 109B	03200	LC Adapter, 60-Degree Angle GVIS
	GAC 115B	02050	2.5mm APC Adapter for GVIS
	GAC 116B	02051	1.25mm APC Adapter for GVIS

SensoLITE® Light Detector



510XL

Promotes workplace safety – can help prevent accidental eye exposure to hazardous laser radiation when used as directed

SPECIFICATIONS

ENVIRONMENTAL

Operating temperature	-15° C to +55° C
Storage temperature	-25° C to +70° C
Humidity	0 to 90% RH, non-condensing
Dimensions	14.2 x 4.3 x 3.3 cm (5.6 x 1.7 x 1.3 in.)
Weight	120 g (4.2 oz.) with batteries

- Detects visible and invisible light wavelengths (630 nm to 1600 nm)
- Saves time and eliminates guesswork
- Simple, durable, and easy to use
- Works with bare and connectorized fibers
- Accepts all fiber and most connector types
- Wide sensitivity range: from -55 dBm to +25 dBm
- Presence of light indicated by an audible signal and an illuminated front panel LED
- Unique design permits testing in bright ambient light conditions
- Long battery life—up to one year of normal use
- Low battery indicator
- Replaceable light blocking curtain

SPECIFICATIONS

OPTICAL

Center Wavelength	630 nm to 1600 nm
Detector	PIN-type germanium
Optical Interface	Direct connection to bare or connectorized fibers; No specialized adapters required

Sensitivity

630nm	< -40 dBm
850nm	< -55 dBm
1300nm	< -55 dBm
1550nm	< -55 dBm

Output Indicators

Light > -40dBm	Amber LED/audible signal
--------------------------	--------------------------

Battery test

Battery test	Green LED
---------------------	-----------

Power Requirements

Power Requirements	Two AA size 1.5V batteries (approx. 100 hours continuous operation)
---------------------------	---

CAT. NO.	UPC NO.	DESCRIPTION
510XL	00024	Visual Fault Finder

Fiber Optic Power Meter



560XL

SPECIFICATIONS

Environmental

Operating temperature	-15° C to +55° C
Storage temperature	-35° C to +70° C
Humidity	0 to 95% non-condensing
Dimensions	7.2 x 14.2 x 3.5 cm (2.8 x 5.6 x 1.4 in.)
Weight	241 g (8.5 oz.)
CE	EN61010; EN50081-1: 1992; EN55011, Group 1, Class A EN50082-1: 1992 IEC 801-2, -3, -4

- Easy to use - three buttons control all functions
- Loss measurements in (dB); power measurements in (dBm).
- 0.01 dB measurement resolution
- Multi-wavelength storage - store and recall reference power levels for faster, more efficient measurements
- Snap-On connector interface adapts to FC, SC and ST connectors.
- Long battery life
- User selectable auto shut-off
- Rugged and splash-proof
- Economically priced

CAT. NO.	UPC NO.	DESCRIPTION
560XL	84485	Fiber Optic Power Meter
A T1062	60575	SC/PC UCI Adapter
A T1020	60576	FC/PC SOC Adapter
A T1030	60577	ST/PC SOC Adapter

SPECIFICATIONS

OPTICAL

Calibration Wavelengths	850 nm, 1300 nm, 1310 nm and 1550 nm
Power Range	+3 dBm to -60 dBm
Accuracy	± 0.25 dB
Linearity	
+3dBm to -3dBm	±0.5 dB
-3dBm to -50dBm	±0.5 dB
-50dBm to -60dBm	±0.5 dB
Resolution	0.01 dB
Power Requirements	Two AA size 1.5V batteries (approx. 100 hours continuous operation)
Connector interface	FC, SC or ST SOC Adapter

Silicon Fiber Optic Power Meter



567XL

SPECIFICATIONS

Environmental

Operating temperature	-15° C to +55° C
Storage temperature	-35° C to +70° C
Humidity	0 to 95% non-condensing
Dimensions	7.2 x 14.2 x 3.5 cm (2.8 x 5.6 x 1.4 in.)
Weight	241 g (8.5 oz.)
CE	EN61010; EN50081-1: 1992; EN55011, Group 1, Class A EN50082-1: 1992 IEC 801-2, -3, -4

- Easy to use - three buttons control all functions
- Loss measurements in (dB); power measurements in (dBm)
- 0.01 dB measurement resolution
- Snap on connector interface adapts to FC, SC and ST connectors. Contact Greenlee for other available adapters.
- Long battery life
- User selectable auto shut-off
- Rugged and splash-proof
- Economically priced

CAT. NO.	UPC NO.	DESCRIPTION
567XL	00025	XL fiberTOOLS® - Silicon Fiber Optic Power Meter

SPECIFICATIONS

OPTICAL

Detector Type	3 x 3.5 mm Silicon
Calibration Wavelengths	635 nm, 780 nm, and 850 nm
Power Range	+3 dBm to -60 dBm
Accuracy	±0.25 dB
Linearity at:	
+3 dBm to -3 dBm	±0.5 db
-3 dBm to -50 dBm	±0.05 db
-50 dBm to -60 dBm	±0.5 db
Resolution	0.01 dB
Power Requirements	Two AA size 1.5V batteries (approx. 100 hours continuous operation)
Connector Interface	SOC

High Intensity Fiber Optic Power Meter



568XL

- Easy to use - three buttons control all functions
- Multi-Wavelength Storage: Store and recall reference power levels for faster, more efficient measurements
- 0.01dB measurement resolution
- Loss measurements in (dB); power measurements in (dBm)
- Snap on connector interface adapts to FC, SC and ST connectors; Contact Greenlee for other available adapters
- Long battery life
- User selectable auto shut-off
- Rugged and splash-proof
- Economically priced

CAT. NO.	UPC NO.	DESCRIPTION
568XL	00026	XL fiberTOOLS® - High Intensity Optic Power Meter

SPECIFICATIONS

Environmental

Operating temperature	-15° C to +55° C
Storage temperature	-35° C to +70° C
Humidity	0 to 95% non-condensing
Dimensions	7.2 x 14.2 x 3.5 cm (2.8 x 5.6 x 1.4 in.)
Weight	241 g (8.5 oz.)
CE	EN61010; EN50081-1: 1992; EN55011, Group 1, Class A EN50082-1: 1992 IEC 801-2, -3, -4

SPECIFICATIONS

OPTICAL

Detector Type	2 mm indium-arsenide (InGaAs)
Calibration Wavelengths	980 nm, 1310 nm, and 1550 nm
Power Range	+25 to -30 dBm (1310 nm and 1550 nm); +25 to -27 dBm measurement range at 980 nm. To avoid thermal damage, limit exposure high power (greater than +23 dBm) to less than 30 minutes.; +25 to -27 dBm (980 nm only)
Linearity at (1310nm and 1550nm)	+25 dBm to +22 dBm ±1.0 dB +22 dBm to +18 dBm ±0.5 dB +18 dBm to +10 dBm ±0.2 dB +10 dBm to -30 dBm ±0.05 dB
Absolute Accuracy	±0.25dB at calibration conditions
Wavelength Dependence	975 to 985 nm 0.025 dB/nm 1270 to 1330 nm 0.0033 dB/nm 1500 to 1625 nm 0.0016 dB/nm
Polarization Dependence	<0.1 dB
Resolution	±0.01 dB
Power Requirements	Two AA size 1.5V batteries (approx. 100 hours continuous operation)
Connector Interface	SOC

850/1300 nm LED Source



570XL-FC

SPECIFICATIONS

ENVIRONMENTAL

Operating temperature	-15° C to +55° C
Storage temperature	-35° C to +70° C
Humidity	0 to 95% non-condensing
Dimensions	7.2 x 14.2 x 3.5 cm (2.8 x 5.6 x 1.4 in.)
Weight	241 g (8.5 oz.)
CE	EN61010; EN50081-1: 1992; EN55011, Group 1, Class A EN50082-1: 1992 IEC 801-2, -3, -4

- 850/1300 nm wavelengths
- Stable calibrated output
- Easy to use
- Continuous wave and modulated output
- Fixed connector interface FC, SC or ST
- Long battery life - approx. 80 hours
- User selectable auto shut-off
- Rugged and splash-proof
- Economically priced

CAT. NO.	UPC NO.	DESCRIPTION
570XL-FC	84486	850/1300 nm LED source w/FC interface
570XL-SC	84487	850/1300 nm LED source w/SC interface
570XL-ST	84488	850/1300 nm LED source w/ST interface

SPECIFICATIONS

OPTICAL

Center Wavelengths	850 nm	1300 nm
Range (typical)	840 nm to 880 nm	1270 nm to 1345 nm
Max. spectral width	60 nm	150 nm
Stability (1 hour)	±0.05 dB	±0.05 dB
Typical power output		
100/140um	-20 dBm	-20 dBm
62.5/125um	-21 dBm	-20 dBm
50/125um	-121dBm	-21 dBm
Modulation frequency	270 kHz, 1 kHz and 2 kHz	270 kHz, 1 kHz and 2 kHz
Power Requirements	Two AA size 1.5V batteries	Two AA size 1.5V batteries
(approx. 40 hours continuous operation)		
Connector interface	FC, SC or ST	FC, SC or ST

650 nm LED Source for Large Core Plastic and Glass Fiber



573XL-ST

SPECIFICATIONS

ENVIRONMENTAL

Operating temperature	-15° C to +55° C
Storage temperature	-35° C to +70° C
Humidity	0 to 95% non-condensing
Dimensions	7.2 x 14.2 x 3.5 cm (2.8 x 5.6 x 1.4 in.)
Weight	241 g (8.5 oz.)
CE	EN61010; EN50081-1: 1992; EN55011, Group 1, Class A EN50082-1: 1992 IEC 801-2, -3, -4

- 650 nm wavelength
- Stable calibrated output
- Easy to use
- Continuous wave and modulated output
- ST connector interface
- Long battery life - approx. 24 hours
- User selectable auto shut-off
- Rugged and splash-proof
- Economically priced

CAT. NO.	UPC NO.	DESCRIPTION
573XL-ST	00023	650NM LED source w/ST interface
573XL-UNIV	00598	650NM LED source w/UCI interface

SPECIFICATIONS

OPTICAL

Center Wavelength	650 nm
Range (Typical)	630 nm to 670 nm
Max. Spectral Width (FWHM)	40 nm
Stability (1 hour)	±0.05 dB
Power Output into	-15 dBm ±0.5 dB
MM 200/300 SI Fiber	
Modular Frequencies	270 kHz, 1 kHz and 2 kHz ±0.5 dB
Power Requirements	Two AA size 1.5V batteries
(approx. 24 hours continuous operation)	
Connector Interface	ST

850 nm LED Source with AS-100 Launch Condition using 100/140 Fiber



577XL AS100

- 850 nm wavelength
- Stable calibrated output
- Easy to use
- Continuous wave and modulated output
- Universal connector interface
- Long battery life - approx. 24 hours
- User selectable auto shut-off
- Rugged and splash-proof
- Economically priced

CAT. NO.	UPC NO.	DESCRIPTION
577XL AS100	00029	850 nm LED source w/AS100 Launch
A APC-108	60572	FC/PC UCI Adapter
A ATS-108	60573	ST/PC UCI Adapter
A ASC-108	60574	SC/PC UCI Adapter

SPECIFICATIONS

SPECIFICATIONS

ENVIRONMENTAL

Operating temperature	-15° C to +55° C
Storage temperature	-35° C to +70° C
Humidity	0 to 95% non-condensing
Dimensions	7.2 x 14.2 x 3.5 cm (2.8 x 5.6 x 1.4 in.)
Weight	241 g (8.5 oz.)
CE	EN61010; EN50081-1: 1992; EN55011, Group 1, Class A EN50082-1: 1992 IEC 801-2, -3, -4

OPTICAL

Center Wavelength	850 nm
Range (Typical)	840 nm to 880 nm
Max. Spectral Width (FWHM)	<55 nm
Stability (1 hour)	±0.05 dB
Launch Profile	AS100
Power Output into MM 100/140 GI fiber	-13 dBm ±0.5 dB
Modular Frequencies	270 kHz, 1 kHz and 2 kHz ±5%
Power Requirements	Two AA size 1.5V batteries (approx. 24 hours continuous operation)
Connector Interface	Universal connector interface, physical contact (UCI-PC)

1300 nm LED Source with M90 Launch Condition using 62.5/1.25 Fiber

SPECIFICATIONS

ENVIRONMENTAL

Operating temperature	-15° C to +55° C
Storage temperature	-35° C to +70° C
Humidity	0 to 95% non-condensing
Dimensions	7.2 x 14.2 x 3.5 cm (2.8 x 5.6 x 1.4 in.)
Weight	241g (8.5 oz.)
CE	EN61010; EN50081-1: 1992; EN55011, Group 1, Class A EN50082-1: 1992 IEC 801-2, -3, -4

SPECIFICATIONS

OPTICAL

Center Wavelength	1300 nm
Range (Typical)	150 nm
Max. Spectral Width (FWHM)	<55 nm
Stability (1 hour)	±0.05 dB
Launch Profile	M90
Power Output into MM 62.5/125 GI fiber	-20 dBm
Modular Frequencies	270 kHz, 1 kHz and 2 kHz ±5%
Power Requirements	Two AA size 1.5V batteries (approx. 24 hours continuous operation)
Connector Interface	Universal connector interface, physical contact (UCI-PC)

- 850 nm wavelength
- Stable calibrated output
- Easy to use
- Continuous wave and modulated output
- Universal connector interface
- Long battery life - approx. 24 hours
- User selectable auto shut-off
- Rugged and splash-proof
- Economically priced

CAT. NO.	UPC NO.	DESCRIPTION
578XL-M90	00753	LED Source 1300 NM, 62.5/1.25 Fiber
A APC-108	60572	FC/PC UCI Adapter
A ATS-108	60573	ST/PC UCI Adapter
A ASC-108	60574	SC/PC UCI Adapter

1310/1550 nm Laser Source



580XL-FC

SPECIFICATIONS

ENVIRONMENTAL

Operating temperature	-15° C to +55° C
Storage temperature	-35° C to +70° C
Humidity	0 to 95% non-condensing
Dimensions	7.2 x 14.2 x 3.5 cm (2.8 x 5.6 x 1.4 in.)
Weight	241 g (8.5 oz.)
CE	EN61010; EN50081-1: 1992; EN55011, Group 1, Class A EN50082-1: 1992 IEC 801-2, -3, -4
CDRH Laser Class	Class 1

- 1310/1550nm wavelengths
- Stable calibrated output
- Easy to use
- Continuous wave and modulated output
- Fixed connect interface FC, SC or ST
- Long battery life - approx. 80 hours
- User selectable auto shut-off
- Rugged and splash-proof
- Economically priced

CAT. NO.	UPC NO.	DESCRIPTION
580XL-FC	84489	1310/1550nm Laser source w/FC interface
580XL-SC	84490	1310/1550nm Laser source w/SC interface
580XL-ST	84491	1310/1550nm Laser source w/ST interface

SPECIFICATIONS

OPTICAL

Center Wavelengths	1310 nm	1550 nm
Range (typical)	1280 nm to 1340 nm	1520 nm to 1580 nm
Max. spectral width	<5 nm	<5 nm
Stability (1 hour)	±0.05 dB	±0.05 dB
Typical power output (9/125)		
Minimum	-8 dBm	-8 dBm
Typical	-7 dBm	-7 dBm
Modulation frequency	270 kHz, 1 kHz and 2 kHz	270 kHz, 1 kHz and 2 kHz
Power Requirements	Two AA size 1.5V batteries	Two AA size 1.5V batteries
(approx. 40 hours continuous operation)		
Connector interface	FC, SC or ST	FC, SC or ST

Multimode Fiber Optic Test Set



5670-FL

- Insertion loss test set for multimode fiber
- 850/1300 nm loss measurements
- Connector for FC, SC or ST
- Rugged package design
- Easy to use portable package
- Economically priced

SPECIFICATIONS

5670-FC INCLUDES:

560XL Optical Power Meter
570XL-FC 850/1300 nm LED Source w/FC Connector
T1020 FC/PC SOC Adapter
914B Carrying Case

5670-SC INCLUDES:

560XL Optical Power Meter
570XL-SC 850/1300 nm LED Source w/SC Connector
SC/PC SOC Adapter
914B Carrying Case

5670-ST INCLUDES:

560XL Optical Power Meter
570XL-ST 850/1300 nm LED Source w/ST Connector
T1030 ST/PC SOC Adapter
914B Carrying Case

CAT. NO.	UPC NO.	DESCRIPTION
5670-FC	84492	Multimode Fiber Optic Test Set w/FC interface
5670-SC	84493	Multimode Fiber Optic Test Set w/SC interface
5670-ST	84494	Multimode Fiber Optic Test Set w/ST interface

Singlemode Fiber Optic Test Set



5680-FC

- Insertion loss test set for singlemode fiber
- 1310/1550 nm loss measurements
- Connector for FC, SC or ST
- Rugged package design
- Easy to use portable package
- Economically priced

KIT SPECIFICATIONS

5680-FC INCLUDES:

- 560XL Optical Power Meter
- 580XL-FC 1310/1550 nm Laser Source w/FC Connector
- T1020 FC/PC SOC Adapter
- 914B Carrying Case

5680-SC INCLUDES:

- 560XL Optical Power Meter
- 580XL-SC 1310/1550 nm Laser Source w/SC Connector
- T1062 SC/PC SOC Adapter
- 914B Carrying Case

5680-ST INCLUDES:

- 560XL Optical Power Meter
- 580XL-ST 1310/1550 nm Laser Source w/ST Connector
- T1030 ST/PC SOC Adapter
- 914B Carrying Case

CAT. NO.	UPC NO.	DESCRIPTION
5680-FC	84495	Singlemode Fiber Optic Test Set w/FC interface
5680-SC	84496	Singlemode Fiber Optic Test Set w/SC interface
5680-ST	84497	Singlemode Fiber Optic Test Set w/ST interface

Multimode and Singlemode Fiber Optic Test Set



5890-FC

- Insertion loss test set for multimode and singlemode fiber
- 850/1300 nm Loss measurements
- 1310/1550 nm Loss measurements
- Connector for FC, SC or ST
- Rugged package design
- Easy to use portable package
- Economically priced

KIT SPECIFICATIONS

5890-FC INCLUDES:

- 560XL Optical Power Meter
- 570XL-FC 850/1300 nm LED Source w/FC Connector
- 580XL-FC 1310/1550 nm Laser Source w/FC Connector
- T1020 FC/PC SOC Adapter
- 915B Carrying Case

5890-SC INCLUDES:

- 560XL Optical Power Meter
- 570XL-SC 850/1300 nm LED Source w/SC Connector
- 580XL-SC 1310/1550 nm Laser Source w/SC Connector
- T1062 SC/PC SOC Adapter
- 915B Carrying Case

5890-ST INCLUDES:

- 560XL Optical Power Meter
- 570XL-ST 850/1300 nm LED Source w/ST Connector
- 580XL-ST 1310/1550 nm Laser Source w/ST Connector
- T1030 ST/PC SOC Adapter
- 915B Carrying Case

CAT. NO.	UPC NO.	DESCRIPTION
5890-FC	84498	Multimode and Singlemode Fiber Optic Test Set w/FC interface
5890-SC	84499	Multimode and Singlemode Fiber Optic Test Set w/SC interface
5890-ST	84500	Multimode and Singlemode Fiber Optic Test Set w/ST interface

525N-30 Smart Optical Loss Test Set

525N-30-FC



- Automated dual cable testing
- Optical return loss measurements
- Dual wavelength insertion loss measurements
- Multi-mode and Single-mode models feature user settable PASS/FAIL thresholds
- Communications between units via messaging
- Wide dynamic range optical power meter
- Test record storage and data management software
- Rugged outside plant instrument package
- Universal connector interface

CAT. NO.	UPC NO.	DESCRIPTION
525N-30-FC	00891	850/1300nm Smart Optical Loss Test Set - FC interface
525N-30-SC	00892	850/1300nm Smart Optical Loss Test Set - SC interface
525N-30-ST	00893	850/1300nm Smart Optical Loss Test Set - ST interface

SPECIFICATIONS

525N-30-XX

Instrument Type	Singlemode Smart Loss Test Set
Interface	PC Connector Interface AUTOTEST
Connector	performs
AUTOTEST measurements	Insertion Loss Test and Manual Return Loss

POWER METER

Detector Type	InGaAs
Display Range	+10 dBm to -70 dBm
Calibrated Wavelengths	850, 980, 1300, 1310, 1550, 1480, 1625 nm
Absolute Accuracy	<±0.25 dB
Resolution	0.01 dB
Measurement Units	dBm, dB

SOURCE SPECIFICATIONS

Center Wavelength	850 nm ±30 nm	1300 nm ±30 nm
Spectral Width	<170	<170
Output Power	>-21 dBm	>-21 dBm
Output Stability	<±0.10 dB/8 hrs	<±0.10 dB/8 hrs

AUTOTEST INSERTION LOSS SPECIFICATIONS

Test Port Measurement Range	25 dB
Calibrated Wavelengths	850, 1300 nm

GENERAL DESCRIPTIONS

Display Type	Graphics Liquid Crystal with Backlight
Fiber Type	Singlemode 9/125 um
Standard Adapter Type	FC, SC, ST other adapter options available
Laser Classification	Class 1 CFR 1040
Operating Temperature	0° C to +50° C
Storage Temperature	-20° C to +60° C
Relative Humidity	0 to 95% RH non-condensing
Size	19.3 x 10.9 x 5.8 cm (7.6 x 4.3 x 2.3 in)
Weight	1.0 kg (2.2 lbs)
Power	Internal rechargeable NiMH
Battery Life	>8 hours

525N-60 Smart Optical Loss Test Set



525N-60-ST

- Automated bi-directional testing
- Optical return loss measurements
- Dual wavelength insertion loss measurements
- Multi-mode and single-mode models feature user settable PASS/FAIL thresholds
- Communications between units via messaging
- Wide dynamic range optical power meter
- Test record storage and data management software
- Rugged outside plant instrument package
- Universal connector interface

CAT. NO.	UPC NO.	DESCRIPTION
525N-60-ST	00896	1310/1550 nm Smart Optical Loss Test Set - PC Connectors
525N-60-FC	00894	1310/1550 nm Smart Optical Loss Test Set - PC Connectors
525N-60-SC	00895	1310/1550 nm Smart Optical Loss Test Set - PC Connectors

SPECIFICATIONS

525N-60-XX

Instrument Type	Singlemode Smart Loss Test Set
Interface	PC Connector Interface AUTOTEST
Connector	performs
AUTOTEST measurements	Insertion Loss Test and Manual Return Loss

POWER METER SPECIFICATIONS

Detector Type	InGaAs
Display Range	+10 dBm to -70 dBm
Calibrated Wavelengths	850, 980, 1300, 1310, 1550, 1480, 1625
Absolute Accuracy	±0.25 dB
Resolution	0.01 dB
Measurement Units	dBm, dB, W
Adapter Type	UCI-UPC flat polish adapter 9/125SM

SOURCE SPECIFICATIONS

Center Wavelength	1310 nm ±30 nm	1550 nm ±30 nm
Spectral Width	<5	<5
Output Power	>-10 dBm	>-10 dBm
Output Stability	±0.15 dB	±0.15 dB
	8 hours	8 hours

AUTOTEST INSERTION LOSS SPECIFICATIONS

Test Port Measurement Range	40 dB
Calibrated Wavelengths	1310, 1550 nm

RETURN LOSS SPECIFICATIONS

Measurement Range	10 to 45 dB
Accuracy	.5 dB

GENERAL DESCRIPTIONS



Display Type	Graphics Liquid Crystal with Backlight
Fiber Type	Singlemode 9/125 um
Standard Adapter Type	FC, SC, ST other adapter options available
Laser Classification	Class 1 CFR 1040
Operating Temperature	0° C to +50° C
Storage Temperature	-20° C to +60° C
Relative Humidity	0 to 95% RH non-condensing
Size	19.3 x 10.9 x 5.8 cm (7.6 x 4.3 x 2.3 in)
Weight	1.0 kg (2.2 lbs)
Power	Internal rechargeable NiMH
Battery Life	>8 hours

Connector Cleaning Systems




948

- Special lint-free fabric-on-a-reel quickly cleans ferrule endfaces of dust, oil and other contaminants
- Cleaning system is completely self-contained
- No need for alcohol
- A single cleaning reel can be used for over 400 ferrule cleanings
- ReelCleaner™ can be used on all connector types including MTP and MT-RJ

CAT. NO.	UPC NO.	DESCRIPTION
948	60692	ReelCleaner™ Connector Cleaning System
 948/2	10792	Reel Set, 2/Package
 945/ESD/1	24053	Reel Set, 1/Package

Adapter Cleaning Wands



946

- Specially-created, lint-free materials clean hard-to-reach fiber optic interfaces, bulkhead adapters and ferrule alignment sleeves

CAT. NO.	UPC NO.	DESCRIPTION
946	60571	2.5 mm Cleaning Wands, 10/Package
946/K	60689	2.5 mm Cleaning Wands, 200/Box
947	60690	1.25 mm Cleaning Wands, 10/Package
947/K	60691	1.25 mm Cleaning Wands, 200/Box

Optical Fiber Monitors



OFM1020



OFM130

OFM1020

- mm Resolution
- Zero Deadzone
- 90dB Return loss dynamic range
- 850/1300 nm operation
- Measure optical components, cables and sensors.
- Monitor bend loss and fiber stress
- Universal optical interface
- Ruggedized for field deployment
- AC/DC operation
- Custom configurations available (fiber, outputs, wavelengths)

OFM130

- mm Resolution
- Zero Deadzone
- 85dB Return loss dynamic range
- 1310/1490/1550/1625 nm operation
- Measure optical components, cables and sensors
- Analyze optical amplifiers
- Monitor bend loss and fiber stress
- Custom configurations available (fiber, outputs, wavelengths)

CAT. NO.	UPC NO.	DESCRIPTION
----------	---------	-------------

Please consult with a customer service representative for ordering details. (800) 642-2155

SPECIFICATIONS

Fiber Type	OFM1020	OFM130
Distance		
Range	0-20 km (65,000 ft.)	
Accuracy	0.02% + 2.5cm (1")	
Single Point Resolution	5 mm (0.2")	
Two Point Resolution	10 cm (4")	
Deadzone		
Event	12 cm typical (5")	
Attenuation	38 cm typical (15")	
Return Loss		
Dynamic Range	90dB	
Accuracy	±1.0dB	
Insertion loss, fresnel		
Dynamic Range	40dB	
Accuracy	±0.3dB	
Insertion loss, rayleigh		
Dynamic Range	20dB	
Accuracy	±0.02 dB	
Wavelength		
Accuracy	40 nm	
Spectral Width	20 nm	
Mechanical		
Size	36 cm x 48 cm x 20 cm (14.2"x18.9"x7.9")	35 cm x 39 cm x 20 cm (13.8"x15.3"x7.9")
Weight	11 kg (24 lb.)	9.5 kg (21 lb.)
Power		
AC	110/220V, 60/400Hz	
DC	24V	n/a

Fiber Optic Instrument Adapters – SOC and UCI

- Our SOC and UCI adapters provide direct connectivity for Tempo fiberTOOLS® to a wide range of industry-standard fiber optic connectors
- Adapter design ensures maximum accuracy and repeatability when performing critical measurements on fiber optic systems
- Easy to clean and use
- Single-mode and multimode compatible
- SOC adapters are compatible with both PC and Angled APC physical contact interfaces
- UCI adapters feature durable phosphor bronze alignment sleeve
- SOC (Snap-On Connector) adapter is used on all power meters and 250 “B” series LED Sources
- UCI (Universal Connector Interface) adapter is used on all 250/260 “A” Series Sources and 330 Series Variable Optical Attenuators

Fiber Optic Instrument Adapters – SOC and UCI

CONNECTOR TYPE	SOC ADAPTER			UCI ADAPTER		
DESCRIPTION		CAT. NO.	UPC NO.		CAT. NO.	UPC NO.
1.25 mm Quick-Connect Universal Adapter (LC, MU, etc.)		T1026	60588	Use Hybrid Cable Only *		
2.5 mm SOC Quick-Connect Adapter (E2000, FC, SC, ST, etc.)		T1025	60587		AU-250	60703
E-2000		T10E2	60599		AE2-10	60698
FC		T1020	60576		APC-108	60572
HMS-10/HP		T1040	60590		AHP-10	60699
LC		T10LC	60600	Use Hybrid Cable * or FoPro®.x		
MIL-T-29504/4 & /5 Termini		T1038	60589	Use Hybrid Cable * or FoPro®.x		
MT-RJ		T13A2	60605	Use Hybrid Cable Only *		
SC		T1062	60575		ASC-108	60574
SMA 905/906		T1087	60596		ASM-90	60702
ST		T1030	60577		ATS-108	60573
TOSLINK – Simplex		T10TB	60602	Use Hybrid Cable Only *		
Versatile Link – V/Z PIN		T10ZP	60604	Use Hybrid Cable Only*		

* FoPro ferrule options include 2.5 mm, 1.57 mm (MIL-style 16AWG optical contacts) and 1.25 mm.

* When using a Hybrid Adapter Cable, the instrument UCI adapter and one end of the Hybrid Adapter Cable should be a commonly available connector type. (i.e. FC, SC or ST)



90SOC (60687)

SOC adapter tool for easy installation and removal of SOC adapters from instrument interfaces. (Product shown may vary)

FIBER OPTIC HAND TOOLS

ProGrip 5-in-1 Fiber Optic Stripper



PA1171

- Precision ground stripping cavities for:
 - 2.0 - 2.4 mm outer jacket
 - 2.0 - 3.0 mm loose tube
 - 2.8 - 3.0 mm outer jacket
 - 900 µm buffer insulation
 - 900/125 µm and 250/125 µm buffer/acrylate
- Factory calibrated

CAT. NO.	DESCRIPTION
PA1171	ProGrip 5-in-1 Fiber Optic Stripper

ProGrip 3-in-1 Fiber Optic Stripper



PA1177

- Precision ground stripping cavities for:
 - 2.0 mm outer jacket
 - 900 µm buffer insulation
 - 250 µm buffer/acrylate
- Factory calibrated

CAT. NO.	DESCRIPTION
PA1177	ProGrip 3-in-1 Fiber Optic Stripper

Economy Kevlar® Cutter



PA1511

- Cut protective Kevlar strands in fiber optic cable
- Hard-chromed serrated edges to easily cut through Kevlar
- Comfortable handles with large finger openings
- 7.75" (197 mm) long

CAT. NO.	DESCRIPTION	WEIGHT
PA1511	Economy Kevlar Cutter	2 oz

Kevlar is a registered trademark of E.I. DuPont, Inc.

Economy Fiber Optic Stripper



PA1162

- Pre-calibrated and factory set to ensure precision
- Bright orange rubber dipped handles
- Lock closure for safety and transport
- Tool is for stripping 2.0-3.0 mm Fiber Optic cable, micron-cladded core
- 5" (127 mm) long

SPECIFICATIONS

Weight	3 oz. (86 g)
Length	5" (127 mm)




CAT. NO.	DESCRIPTION	WEIGHT
PA1162	Economy Fiber Optic Stripper	3 oz

Pocket Cable Stripper



1903

- Specifically designed for stripping power and telecommunications cables from 3/4" to 1-1/2" in diameter (19 mm to 40 mm)
- Strips solid conductor, stranded conductor and multiple conductor cables
- Easy blade depth adjustment
- Blade rotates for circular, longitudinal and spiral cuts.

CAT. NO.	UPC NO.	DESCRIPTION
1903	12679	Cable Stripping Tool
 13544	13544	Replacement Blade (2 per package)
 13545	13545	Replacement Small Hook
 13546	13546	Replacement Large Hook

Fiber Optic Scribe



PA1922-1

- Pen-type scribe with screw-in non-reversible carbide tip
- Wedge shaped tip
- Pocket-clip
- Stainless steel barrel
- 5.25" (197 mm)

CAT. NO.	DESCRIPTION	WEIGHT
PA1922-1	Fiber Optic Scribe	2 oz

Fiber Optic Polishing Pucks



PA1920-1

- Manufactured from aluminum with tungsten coating
- Cleaner than conventional plastic pucks because less debris left behind
- Double the lifetime of conventional plastic pucks
- Length: 7.75" (197 mm)

CAT. NO.	DESCRIPTION	WEIGHT
PA1920-1	SC, ST, FC Polishing Puck	2 oz
PA1926-1	LC Polishing Puck	2 oz

FIBER OPTIC KITS

Ultimate Fiber Tool Kit



PA4924

This Ultimate Kit contains all the slitters, strippers, and Kevlar® cutters you will need to start your fiber optic terminations. Also included is the premium 1600 Series Crimper with three interchangeable dies. The Ultimate Tool Bag also has plenty of room for you to add your consumables

CAT. NO.	DESCRIPTION	WEIGHT
PA4924	Ultimate Fiber Tool Kit	5.65 lbs

ULTIMATE FIBER TOOL KIT INCLUDES

R	PA1511	Kevlar® Cutter
R	PA1171	ProGrip 5-in-1 Fiber Optic Stripper
R	PA1162	Economy Fiber Optic Stripper
R	PA1161	Adjustable Jacket Stripper
R	PA1820	AM 25 Slitter
R	PA1821	AM 35 Slitter
R	PA1258	LC CST- Mini Stripper
R	PA1600	1600 Series Crimp Frame
R	PA2044	STII Type Die Set
R	PA2664	SMA/SMB/FC/BICONIC Die Set
R	PA1922-1	Fiber Optic Scribe
R	PA1920-1	SC/ST/FC Polishing Puck
R	PA1926-1	LC Polishing Puck
R	N/A	Plano® Tackle Box
R	PA4923	Ultimate Tool Bag

Kevlar is a registered trademark of E.I. DuPont, Inc.

FiberReady Tool Kit



PA906001

This kit contains an assortment of cable slitters, strippers and Kevlar® cutters to prep fiber optic cable along with our 1600 Series premium crimper with interchangeable dies

CAT. NO.	DESCRIPTION	WEIGHT
PA906001	FiberReady Tool Kit	3.1 lbs

FIBERREADY TOOL KIT INCLUDES

R	PA1511	Kevlar® Cutter
R	PA1171	ProGrip 5-in-1 Fiber Optic Stripper
R	PA1822	Universal Cable Stripper
R	PA1600	1600 Series Crimp Frame
R	PA2044	STII Type Die Set
R	PA2664	SMA/SMB/FC/BICONIC Die Set
R	N/A	Zippered Portfolio Case with Handles

Kevlar is a registered trademark of E.I. DuPont, Inc.

COMMUNICATIONS KITS

GripPack Quick-Release Tool Holster



PA4942

- Easy-on, easy off with new quick-release belt clip
- Belt clip swivels so the holster moves with you and the tools stay out of your way
- Form fitted PVC material ensures that tools don't fall out - even if you drop your kit or they are upside down
- Molded specifically to hold the following Greenlee Communications Tools: Data SureStrip® UTP/STP & flat satin phone cutter/stripper, Datacomm scissors with serrated blades & ergonomic handles, Punchdown tool - either the ergonomic SurePunch Pro or the original SurePunch PDT®, Mini-MagLite® or SurePunch Pro detachable LED, and a Sharpie® marker

CAT. NO.	DESCRIPTION
PA4940	GripPack Quick-Release Tool Holster
PA4941	GripPack SurePunch <i>Pro</i> Technician's Kit
PA4942	GripPack SurePunch <i>Pro</i> Installer's Kit
PA4943	GripPack SurePunch Technician's Kit
PA4946	GripPack UTP Essentials
PA4940-31	Replacement Belt Clip

Grip Pack Kits



DESCRIPTION	MODEL	PA4941	PA4942	PA4943	PA4946
GripPack Tool Holster	PA4940	✓	✓	✓	
Data SureStrip® UTP/STP & flat satin cutter/stripper	PA1116	✓	✓	✓	✓
Reversible 110/66 blade	PA4571	✓	✓	✓	✓
SurePunch Pro PDT punchdown tool handle	PA3589	✓	✓		
SurePunch PDT® punchdown tool handle	PA3570			✓	✓
SurePunch Pro detachable LED light & batteries	PA4599	✓	✓		
MagLite® with 2 AA batteries	N/A	✓		✓	
Black Sharpie® pen	N/A	✓		✓	

Pro COAX Tool Kit

46601



Designed for the professional CATV cable installer. Offers the convenience in having six essential tools needed for coaxial repair and installation with a unique Grip Pack Pouch

CAT. NO.	UPS NO.	DESCRIPTION
46601	01292	Pro COAX Tool Kit

46601 PRO COAX TOOL KIT INCLUDES

	0251-08D	8" Diagonal Cutting Pliers, Dipped Grip
	45591	RG59/6/6Q, RG7/11 Coaxial Cable Stripper
	PA70020	RG59/6/6Q, RG7/11 Coaxial Cable Crimper
	0153-42C	6-in-1 Multi-Tool (Screwdriver/Nut Driver Tool)
	0354-14	Combo Ratcheting Closed and Open Ended 7/16" Wrench
	FL2AAAP	LED Water Resistant Penlight
	PA5000	Custom Grip Pack Pouch with Belt Clip

Ultimate Technician Kit



PA4932

CAT. NO.	DESCRIPTION	WEIGHT
PA4932	Ultimate Technician Kit	7.2 lbs

PA4932 ULTIMATE TECHNICIAN KIT INCLUDES

R	PA1179	KT8 round cable cutter
R	PA1116	Data SureStrip® UTP/STP & flat satin cutter/stripper
R	PA1257	LC-CST CATV "F" coax stripper
R	PA1923	Untwist tool
R	PA1927	CATV "F" flaring & attachment tool - RG6/RG6 QS
R	PA1559	SealTite® Pro compression crimper
R	PA3589	SurePunch Pro punchdown tool
R	PA4599	SurePunch Pro detachable LED light
R	PA4572	110 blade
R	PA4591	Double 110 blade
R	PA4573	66 blade
R	PA4574	BIX blade
R	PA4575	Krone LSA blade
R	PA1543	LAN ProNavigator® tester & remote
R	PA1573	Telephone Test Set & LAN Cable-Check™
R	PA1902	RJ45 adapter
R	PA1900	Can wrench
	N/A	(10) RJ22 handset plugs
R	PA9520	(10) RJ11/12 plugs, stranded, flat cable
R	PA9546	(10) RJ45 plugs, Cat5e, solid, round cable
R	PA9644	(10) CATV "F" RG6/RG6 QS connectors
R	PA901074	(2) BNC-to-CATV "F" adapters
R	PA4923	Ultimate Tool Bag
	N/A	Plano® plastic tackle box

Ultimate Premise Service Kit



PA4933

This kit is designed for today's on-the-go LAN professional. It provides all the tools and testers you need to maintain your data, voice and video networks all in our Ultimate Tool Bag that's always ready

CAT. NO.	DESCRIPTION	WEIGHT
PA4933	Ultimate Premise Service Kit	6.1 lbs

PA4933 ULTIMATE PREMISE SERVICE KIT INCLUDES

R	PA1179	KT8 round cable cutter
R	PA1116	Data SureStrip® UTP/STP & flat satin cutter/stripper
R	PA1257	LC-CST CATV "F" coax stripper
R	PA8000	CrimpALL® crimp frame with EZI-CHANGE™ thumb screws
R	PA3589	SurePunch Pro punchdown tool
R	PA4572	110 blade
R	PA4573	66 blade
R	PA1543	LAN ProNavigator® tester & remote
R	PA1573	Telephone Test Set & LAN Cable-Check™
R	PA1902	RJ45 adapter
R	PA901074	(2) BNC-to-CATV "F" adapters
R	PA4923	Ultimate Tool Bag
	N/A	Plano® plastic tackle box

Die Sets:

R	PA2062	Die Sets: RJ11/12 WE/SS-style
R	PA2687	Die Sets: RJ45 WE/SS-style & RG6/RG6 QS CATV "F"

Ultimate Coax Compression Tool Kit



This kit is for installing home theaters, HDTV, satellite and digital cable TV systems. It contains everything needed for new home construction or retrofitting sophisticated A/V solutions

CAT. NO.	DESCRIPTION	WEIGHT
PA4939	Ultimate Coax Compression Tool Kit	8.25 lbs

PA4939 ULTIMATE COAX COMPRESSION TOOL PRO KIT INCLUDES

[R]	PA1821	AM 35 Slitter
[R]	PA1179	KT8 Cutter
[R]	PA1119	UTP/Coax Cutter/Stripper
[R]	PA1280	CST Pro Coax tool
[R]	PA2280	CST Pro GRN Cassette
[R]	PA2281	CST Pro OG – Kings & Amphenol BNC
[R]	PA2282	CST Pro BK – ADC, Amphenol HDTV BNC
[R]	PA2283	CST Pro BL – CATV “F”
[R]	PA2284	CST Pro Rollers
[R]	PA1927	CATV “F” Flaring & Insertion Tool
[R]	PA1557	SealTite® Pro Compression Crimper
[R]	PA1907	BNC Extraction Tool
[R]	PA1908	CATV “F” Extraction Tool
[R]	PA1594	LAN & A/V Cable-Check™ Tester
	N/A	Plano® Tackle Box
[R]	PA4923	Ultimate Tool Bag
[R]	PA9645	(50) SealTite™ CATV “F” – RG59
[R]	PA9720	(10) SealTite™ RCA – RGX
[R]	PA9730	(10) SealTite™ BNC – RGX
[R]	PA906002	(30) Connector & Adapter Assortment Pack

Ultimate DataReady® Pro Kit



If you're an installer or technician needing a data cable tool kit solution, this is it. It includes all the tools you need for Cat5, Cat5e and Cat6 installation or maintenance in our rugged Ultimate Tool Bag

CAT. NO.	DESCRIPTION	WEIGHT
PA4934	Ultimate DataReady® Pro Kit	5.15 lbs

PA4932 ULTIMATE DATAREADY® PRO KIT INCLUDES

[R]	PA1116	Data SureStrip® UTP/STP & flat satin cutter/stripper
[R]	PA1923	Untwist tool
[R]	PA8000	CrimpALL® crimp frame with EZI-CHANGE™ thumb screws
[R]	PA3589	SurePunch Pro punchdown tool
[R]	PA4599	SurePunch Pro detachable LED light
[R]	PA4571	110/ 66 blade
[R]	PA4591	Double 110 blade
[R]	PA1543	LAN ProNavigator® tester & remote
[R]	PA4923	Ultimate Tool Bag
	N/A	Plano® plastic tackle box

Die Sets:

[R]	PA2061	RJ45 WE/SS-style
[R]	PA2062	RJ11/12 WE/SS-style
[R]	PA2063	RJ22 handset
[R]	PA2064	RJ45 AMP-style
[R]	PA2067	RJ11 DEC-MMJ

Ultimate Data/Voice Pro Kit



This complete kit is for data and voice installation and maintenance stored in the new versatile Ultimate Tool Bag

CAT. NO.	DESCRIPTION	WEIGHT
PA4935	Ultimate Data/Voice Pro Kit	4.5 lbs

PA4935 ULTIMATE DATA/VOICE PRO KIT INCLUDES

R	PA1116	Data SureStrip® UTP/STP & flat satin cutter/stripper
R	PA1923	Untwist tool
R	PA1561	All-in-One Phone/Data tool
R	PA3589	SurePunch Pro punchdown tool
R	PA4572	110 blade
R	PA4573	66 blade
R	PA4591	Double 110 blade
R	PA1573	Telephone Test Set & LAN Cable-Check™
R	PA1900	Can wrench
R	PA4923	Ultimate Tool Bag
	N/A	Plano® plastic tackle box

Ultimate Tool Bag



- Main compartment features removable inner tote and three additional pockets
- Removable inner tote with eight adjustable storage slots keeps smaller tools handy
- Detachable shoulder strap with three anchor points to carry bag horizontally or vertically
- Deep Velcro pockets holds large tools or test equipment
- Plano® divided tackle box neatly stores dies, blades & connectors and fits into all outer pockets
- Sturdy bottom prevents bag from flopping over when sitting upright

CAT. NO.	DESCRIPTION	WEIGHT
PA4923	Ultimate Tool Bag with Plano® tackle box	2.2 lbs

Tools and bits not included

SealTite® Pro A/V Kit



PA4915

The SealTite® Pro A/V kit is all you need to make custom length digital and analog audio and component video cables using compression RCA, BNC and cable TV "F" connectors.

CAT. NO.	DESCRIPTION	WEIGHT
PA4915	SealTite® Pro A/V Kit	46 oz

SEALTITE® PRO A/V KIT INCLUDES

PA1119	Combination UTP/Coax Data SureStrip®
PA1559	SealTite Pro Compression Crimper
N/A	2 sets of color bands for RCA & BNC Connectors

6 BONUS RG6/RG6 QS Compression Connectors

PA9714	(2) RCA
PA9715	(2) BNC
PA9643	(2) Cable TV "F"

SealTite® Pro Cable TV "F" Kit



PA4910

Tackle all of your compression crimping jobs with the complete SealTite® Pro Kit. Includes all the tools you need to prepare the cable and terminate any compression connector using RG59, RG6 or RG6 Quad shield cables

CAT. NO.	DESCRIPTION	WEIGHT
PA4910	SealTite® Pro Kit	46 oz

SEALTITE® PRO KIT INCLUDES

[R]	PA1179	KT8 round cable cutter
[R]	PA1257	LC CST CATV "F" coax stripper
[R]	PA1917	RG6/RG6 Quad shield flaring tool
[R]	PA1559	SealTite® Pro compression crimper
	N/A	RG6/RG6 Quad SealTite® connectors (10)

CoaxReady™ Compression Tool Kit

PA906003



Adding to our CoaxReady™ solutions, this kit has everything you will need to terminate any manufacturers' cable TV "F", RCA or BNC compression connectors using RG6, RG6 Quad or RG59 cable sizes

- 12 piece kit
- Includes zippered Cordura® portfolio case

CAT. NO.	DESCRIPTION	WEIGHT
PA906003	CoaxReady™ Compression Tool Kit	3.5 lbs

COAXREADY™ COMPRESSION TOOL KIT INCLUDES

R	PA1821	AM 35 Slitter
R	PA1179	KT8 Cutter
R	PA1119	Data & AV UTP & Coax Cutter/Stripper
R	PA1280	CST Pro Coax tool
R	PA2280	CST Pro GRN 3-Level Strip Blade Cartridge
R	PA2283	CST Pro OG 3-Level Strip Blade Cartridge
R	PA2282	CST Pro BK 3-Level Strip Blade Cartridge
R	PA2284	CST Pro Rollers
R	PA1927	CATV "F" Flaring & Insertion Tool
	N/A	Zippered Cordura® Portfolio Case

CoaxReady™ Deluxe Kit

PA901081



Perfect for LAN/Ethernet or video & CATV installation. For a wide variety of coaxial connectors including mini-coax and HDTV applications, CoaxReady™ Deluxe combines our most popular tools for a complete coax solution in a handy zipper case

- Kit also includes terminators and adapters

CAT. NO.	DESCRIPTION	WEIGHT
PA901081	CoaxReady™ Deluxe Kit	3 lbs

COAXREADY™ DELUXE KIT INCLUDES

R	PA1179	KT8 round cable cutter
R	PA1255	LC CST-58/59 coax stripper
R	PA1302	1300 crimp tool frame with EZI-CHANGE™ thumb screws
DIE SETS:		
R	PA2034	BNC/TNC - RG58/59/62AU
R	PA2649	BNC/TNC - CATV "F" RG59/6/Belden 8281/1694A and 1505A
R	PA2653	SMA/SMB/Mini 59 BNC & TNC/Mini-UHF

CoaxReady™ Kit

PA901054



With this kit a technician is set to tackle most coaxial cabling challenges Perfect for the LAN/Ethernet or video installation installer. For a wide variety of coaxial connectors including mini-coax applications, CoaxReady™ combines our most popular tools with the new LC CST coax stripper in a handy zippered case

CAT. NO.	DESCRIPTION	WEIGHT
PA901054	CoaxReady™ Kit	2.5 lbs

COAXREADY™ KIT INCLUDES

R	PA1179	KT8 round cable cutter
R	PA1255	LC CST-58/59 coax stripper
R	PA1302	1300 crimp tool frame with EZI-CHANGE™ thumb screws
DIE SETS:		
R	PA2034	BNC/TNC - RG58/59/62AU
R	PA2075	BNC/TNC - RG58/59/62AU RG6 Teflon/Plenum
R	PA2653	SMA/SMB/Mini 59 BNC & TNC/Mini-UHF

Teflon® is a registered trademark of Dupont

Telco Technician Tool Kit



CAT. NO.	DESCRIPTION	WEIGHT
PA4938	Telco Technician Kit	7.6 lbs

BROADCASTREADY® PRO KIT INCLUDES

[R]	PA1116	Data SureStrip® UTP/STP Cutter/Stripper
[R]	PA1933	Datacomm Scissors
[R]	PA3570	SurePunch Pro Punchdown Tool
[R]	PA4571	110/66 blade
[R]	PA4599	SurePunch Pro Detachable LED Light
	N/A	Mini-MagLite®
	N/A	Sharpie® Black Marker
[R]	PA4940	GripPack Quick Release PDT Holster
[R]	PA1561	All-in-One Phone/Data Crimp Tool
[R]	PA9655	(50) RJ45 Cat5e Modular Plugs
[R]	PA1902	RJ45 Adapter
[R]	PA1903	RJ11 Adapter
[R]	PA1573	Tone Probe Plus Cable-Check™
[R]	TM500	Butt Set
	N/A	Plano® Tackle Box
[R]	PA4923	Ultimate Tool Bag

BroadcastReady® Kit

The BroadcastReady™ Kit includes professional tools for cutting, stripping, crimping and testing coaxial cable connections for HDTV, video and RF communications. Protected by a padded, zipper case. Also includes a screwdriver to change out die sets



CAT. NO.	DESCRIPTION	WEIGHT
PA901083	BroadcastReady® Kit	3 lbs

BROADCASTREADY® PRO KIT INCLUDES

[R]	PA1179	KT8 round cable cutter
[R]	PA1280	CST Pro Coax tool
[R]	PA2280	CST Pro GRN – common connectors
[R]	PA2281	CST Pro OG – Kings & Amphenol 3-piece
[R]	PA2282	CST Pro BK – ADC, Amphenol HDTV
	N/A	Screwdriver to change dies
[R]	PA1543	LAN ProNavigator® tester & remote
[R]	PA1600	1600 Series crimp frame

DataComm Pro Starter Kit Max



This kit is also a starter kit for datacomm professionals

- 66 piece kit
- Includes the complete solution for cutting, crimping, and terminating
- All the tools included come in a compact zipper case

CAT. NO.	DESCRIPTION	WEIGHT
PA4908	DataComm Pro Starter Kit	1.8 lbs

DATAComm PRO STARTER KIT INCLUDES

R	PA1116	Data SureStrip® UTP/STP Cutter/Stripper
R	PA3570	SurePunch Pro Punchdown Tool
R	PA4528	110 Reversible blade
R	PA1561	All-in-One Phone/Data Crimp Tool
R	PA9520	(10) RJ45 Cat5e Modular Plugs
	N/A	Compact Zipper Case

DataReady™ Pro Kit



A complete data cable installation kit providing everything to support the installer using commonly-available connectors, and punchdown termination blocks. All tools contained in a professional-quality, soft-sided zipper case with heavy-duty wrist strap

CAT. NO.	DESCRIPTION	WEIGHT
PA901378	DataReady™ PRO Kit	4 lbs
PA9013781	DataReady™ PRO Kit - Krone*	4 lbs

DATAReady™ PRO KITS INCLUDE

R	PA1116	Data SureStrip® UTP/STP & flat satin cutter/stripper
R	PA1923	Untwist Tool
R	PA3589	SurePunch Pro punchdown tool
R	PA4599	SurePunch Pro detachable LED light
R	PA4591	Double 110 blade
R	PA4571	110/ 66 blade**
R	PA1543	LAN ProNavigator® UTP/STP continuity tester & remote
R	PA8000	CrimpALL® crimp frame with EZI-CHANGE™ thumb screws

DIE SETS:

R	PA2061	RJ45 WE/SS-style
R	PA2062	RJ11/12 WE/SS-style
R	PA2063	RJ22 handset
R	PA2064	DRJ45 AMP-style
R	PA2067	RJ11 DEC-MMJ

* Additional 110 blade included in PA9013781 Kit

** Replaced with Krone blade PA4575 (only with PA9013781 Kit)

DataReady™ Kit

PA901053



The complete Category 5 datacomm tool set in a handy zipper case. Everything needed for a CAT-5 installation except the cable

CAT. NO.	DESCRIPTION	WEIGHT
PA901053	DataReady™ Kit	3 lbs
PA9010531	DataReady™ Kit - AMP/Krone*	3 lbs

DATEREADY™ KITS INCLUDE

R	PA1116	Data SureStrip® UTP/STP & flat satin cutter/stripper
R	PA1561	All-in-One Phone/Data tool*
R	PA3570	SurePunch Impact Punchdown Tool
R	PA4571	110/ 66 blade**
R	PA1576	Data Link/ID and Cable-Check™ Tester
	N/A	(20) RJ45 plugs, Cat5e, solid/stranded; flat/round cable
	N/A	Zipper Case with Carrying Strap

* WE/SS - style replaced with AMP - style #1557

** Contains 110 & Krone blades PA4575 (only with PA9010531 Kit)

† 68 spring- compression blades precisely adjust to the insulation.

Premise Service Kit

PA91039



Our biggest data, voice, and coaxial LAN installation kit provides everything for twisted pair and coaxial cable installation. All tools contained in a professional blow-mold case complete with form-fitting foam

CAT. NO.	DESCRIPTION	WEIGHT
PA901039	Premise Service Kit	7.6 lbs
PA9010391	Premise Service Kit - AMP/Krone*	7.6 lbs

PREMISE SERVICE KITS INCLUDE

R	PA1179	KT8 round cable cutter
R	PA1257	LC-CST CATV "F" coax stripper*
R	PA1116	Data SureStrip® UTP/STP & flat satin cutter/stripper
R	PA8000	CrimpALL® crimp frame with EZI-CHANGE™ thumb screws
R	PA3589	SurePunch Pro punchdown tool
R	PA4599	SurePunch Pro detachable LED light
R	PA4573	66 blade***
R	PA1543	LAN ProNavigator® UTP/STP continuity tester & remote
R	PA1573	Telephone Test Set & LAN Cable-Check™
R	PA1902	RJ45 8-way adapter

DIE SETS:

R	PA2062	RJ11/12 WE/SS-style**
R	PA2687	RJ45 WE/SS-style & RG6/RG6 QS CATV "F"***

* Replaced with LC CST-58/59 coax stripper PA1255

** Replaced with RJ45 AMP-style & RG58/59 BNC/TNC dies PA2034, PA2064, PA2065

*** Replaced with BIX or Krone blade #PA4575 (only with PA9010391 Kit)

Network Tool Bundle

This new bundle provides the perfect solution for the do-it-yourselfers that want to use professional tools or for small contractors just starting out installing networks. It includes everything you need but the cable to get the job done



PA4909

CAT. NO.	DESCRIPTION	WEIGHT
PA4909	Network Tool Bundle	18.4 oz

PA4909 NETWORK TOOL BUNDLE INCLUDES

R	PA1116	Data SureStrip® UTP/STP & flat satin cutter/stripper
R	PA1561	All-in-One Phone & Data Tool
R	PA3580	Non-impact 110 punchdown
R	PA9546	10, RJ45 Cat5e plugs
R	PA9520	10, RJ11 plugs

Computer Service Kit

PA4370



- 3.6V cordless screwdriver, battery & charger
- ESD wrist strap
- 30-watt soldering iron
- Desolderer & soldering aid with pick & scraper/cutter tip
- Needle nose pliers (2)
- Angled-head lead cutter
- Insulated tweezers
- Component gripper & IC extractor
- 10-piece driver socket set
- 24-piece driver bit set: Torx, Hex, Phillips, Pozidrive, Slotted, and Square-Head
- Socket adapter/extender & socket bit holder/extender

CAT. NO.	DESCRIPTION	WEIGHT
PA4370	Computer service kit	4.5 lbs

Cordless Screwdriver & Socket Set

PA4336



- Adjustable torque up to 21.7in-lbs (2.4 N-m)
- Includes 3.6V rechargeable battery
- AC adapter/battery charger & bit holder included
- Forward/reverse direction
- One-hand operation
- Handle swings easily from pistol to rod form
- Includes 14-piece socket set: 6-12 mm; 3/16"-1/2"
- Includes 26-piece driver bits: 3 slotted, 5 Torx, 3 Phillips, 3 Robertson, 12 hex
- Accepts 1/4" bits

SPECIFICATIONS

Weight	1.38 lbs. (.63 kg)
Length	9.52" (242 mm)
Power Requirements	3.6V NiCd battery
Battery Life	Approx. 600 cycles
Charging Time	3-6 hours
AC adapter input	120VAC 50-60Hz
No-load Speed	170 rpm
Motor	3.6VDC
Max. torque	21.7 in-lbs. (2.4 N-m)

Not for use on precision torque screw requirements.

CAT. NO.	DESCRIPTION
PA4336	Cordless screwdriver & socket set
PA6000	Replacement battery
PA6001	Battery charger



Voice and Category 5 Data Termination Kit



45469

- Includes the tools and connectors necessary for installing a voice and data network
- Durable Cordura® Plus zipper case protects and organizes tools and includes a see-through pouch for storing connectors
- Outside pockets provide convenient storage of instruction manuals or worksite documents

CAT. NO.	UPC NO.	DESCRIPTION
45469	45469	Voice and Category 5 Data Termination Kit

Kit Includes:

45482	45482	Cable Cutter
45579	45579	Kwik Stripper® Twisted Pair Stripper
46023	46023	Punchdown Tool with 110 Blade
46022	46022	66 Style Punchdown Blade
45575	45575	Telephone Ratchet Crimper for 4-, 6- and 8- Position Modular Plugs
45479	45479	Zipper Case

Category 5 Data Termination and Test Kit



45470

- Includes the tools, connectors and testers necessary for installing a Cat 5 data network
- Durable Cordura® Plus zipper case protects and organizes tools and includes a see-through pouch for storing connectors
- Outside pockets provide convenient storage of instruction manuals or worksite documents

CAT. NO.	UPC NO.	DESCRIPTION
45470	45470	Category 5 Data Termination and Test Kit

Kit Includes:

45482	45482	Cable Cutter
45579	45579	Kwik Stripper® Twisted Pair Stripper
46023	46023	Punchdown Tool with 110 Blade
45575	45575	Telephone Ratchet Crimper for 4-, 6- and 8- Position Modular Plugs
468T	60379	Modular Cable Tester Transmitter with Tone Generator
468R	60380	Modular Cable Tester Receiver
45485	45485	Zipper Case

HAND TOOLS

Telecom Splice Crimpers



- Side cutter for AWG 19-26 copper
- Non-slip grips for precision control
- Limited lifetime warranty
- Crimp capacity
 - UR: AWG 19-26
 - UY: AWG 22-26
 - UG: AWG 19-26

PA1180 only

- Stripping cavity for AWG 22 wire
- Needle-nose with knurled surface for gripping, wrapping and looping

CAT. NO.	DESCRIPTION
PA1180	4-in-1 Telecom Splice Crimper
PA1178	Telecom Splice Crimper

Round Cable Cutters



- Cuts solid or stranded cable up to AWG 6
- Precise and effortless cuts
- Round cutting form won't deform cables
- Ideal for UTP and Coax, RG58, RG59 and RG6/6Q; RG7 and RG11 with PA1175
- Limited lifetime warranty

CAT. NO.	DESCRIPTION
PA1175	Contour Round Cable Cutter
PA1179	Dual-Contour Round Cable Cutter

Cable Cutter, 8 AWG



- Designed to cut solid, stranded wire up to 8 AWG (10 mm²) and multi-conductor cable up to 1/2" (12.7 mm) in diameter
- Curved cutting blades ensure an easy cut
- Economically priced
- Cushioned-grip handle for comfortable use
- Heat-treated for long life
- Stamped and precision ground from high-carbon tool steel
- Return spring
- Locking latch
- Rust-resistant black oxide finish

CAT. NO.	UPC NO.	DESCRIPTION
45482	45482	Cable Cutter

Cable Splicer's Knife and Splicer's Snips

PT-K01A



- Cuts cable, telephone wire and strips insulation
- Tough, tempered steel knife blade holds its edge longer
- Full-sized knife handle provides greater comfort
- Knife has a short, coping-type blade made of the finest cutlery steel
- Scissors have an upper blade with two stripping notches to strip most insulations from 19-24 AWG.

CAT. NO.	UPC NO.	DESCRIPTION
PT-K01A	12997	Scissors and Knife Kit in Pouch

DataComm Snips, Electrician's Snips

PT-T03



- Cuts, strips and trims data and phone cables
- Ergonomic design nests in hand for comfort and added cutting power
- One fully serrated blade for clean cuts
- "V" stripping notches for 19 and 23 AWG wire
- Manufactured from high-carbon steel, chrome over nickel plate

CAT. NO.	UPC NO.	DESCRIPTION
PT-T03	89195	Snips

Pro Stainless Steel Wire Strippers / Cutters / Crimpers

**NEW
PRODUCT**



1955-SS



- Cutlery grade stainless steel prevents wear and corrosion to provide 5X longer life
- Pliers grab, form and bend wires
- Precision ground strippers engineered for clean, easy insulation removal
- Bolt Threaders clean threads after shearing
- Comfort Grips are double molded, lightweight and easy to grab
- Professional, multi-function tool includes a crimper, looper, non-obstructive lock mechanism, spring return, and high grade shears
- Note: this is not an insulated tool
- Lifetime warranty

CAT. NO.	UPC NO.	DESCRIPTION	SOLID STRIP	STRANDED STRIP	BOLT SHEAR	CRIMP
1950-SS	02241	Pro Stainless Wire Stripper / Cutter / Crimper	10-18	12-20	6-32, 8-32	16-10
1955-SS	01361	Pro Stainless Wire Stripper / Cutter / Crimper (Curve)	10-18	12-20	6-32, 8-33	16-10
1956-SS	02242	Pro Stainless Wire Stripper / Cutter / Crimper (Curve)	6-14	8-16	6-32, 8-34	16-10

GripP-Strippers 10 & 20



PA1117

- Head of tool and handles designed at optimum 22° angle to prevent awkward wrist bends
- Precision ground blades ensure consistent stripping and cutting
- Features screw cutter and wire loops embedded in frames
- Built-in safety lock
- Gripping jaws on front of tool for pulling wire
- PA1117 will work on Romex household cable
- Note: This is not an insulated tool

CAT. NO.	DESCRIPTION	CAP (AWG)	
		SOLID	STRANDED
PA1117	GripP 10 cutter/stripper	10-22	12-24
PA1118	GripP 20 cutter/stripper	20-30	22-32
PA1123	Wire Stripper Bundle, includes both PA1117 and PA1118		

Do not use on live circuits.

stripax® Pro 6



PA2113


- Strips heavy-duty and industrial insulations including THHN & THHW
- Strips standard insulations including PVC, rubber and silicone.
- Provides nick-free stripping of insulation with no damage to conductors
- Built-in cutter provides a smooth, straight cut without distorting the conductor
- Fine adjustment slider on top of tool lets you adjust to the insulation thickness
- Handles designed for comfort and require low hand force
- Not for Teflon or Kapton hard insulations (use part number PA1115P mini-stripax Plus with a Teflon blade for these insulations)
- Perfect companion for any of our wire ferrule crimpers
- Strippers carry a lifetime warranty; blade warranty is one year for defects only
- Lifetime limited warranty

CAT. NO.	DESCRIPTION	WEIGHT
PA1113	stripax® Pro 6 (28-10 AWG) (.08-6.0 mm2)	5.5 oz
PA2113	stripax® Pro 6 replacement stripping blade set	

Do not use on live circuits

† 68 spring- compression blades precisely adjust to the insulation.


Teflon® is a registered trademark of Dupont




68 spring- compression blades on Pro 6†



Adjustable wire stop to set strip lengths



Cutter on bottom means less hand force required



Round stripping blades on Pro 16 cut insulation cleanly

mini-stripax® plus



PA1115P

- Strips flexible and solid conductors with PVC, Teflon, silicone and other special insulations
- Strips multiple conductors and thin ribbon-cable conductors simultaneously
- Adjustable wire stop and built-in wire cutter
- 28-18 AWG (0.80-1.0 mm²) PVC blade included
- See replacement blades in next section
- Limited lifetime warranty

Strips PVC only. Do not use on live circuits.

For Teflon, order blades separately see below in mini-stripax plus Replacement Blades Section.

CAT. NO.	DESCRIPTION	WEIGHT
PA1115P	mini-stripax® plus (28-18 AWG)	4 oz

Teflon® is a registered trademark of Dupont

Adjustable Wire Stripper & Cutter



PA1161

- Economical wire stripping tool for multiple cables
- Made of high carbon steel and heat treated for long life
- Adjustable settings for wire sizes from 30-10 AWG

Do not use on live circuits.

CAT. NO.	DESCRIPTION	WEIGHT
PA1161	Adjustable wire stripper & cutter (30-10 AWG)	3 oz

Combo UTP/Coax SureStrip®



PA1119

- Professional all-in-one cutter/stripper for coaxial and twisted pair cables
- Cuts and strips multiple cable types:
 - Coax: RG6, RG6 Quad and RG59
 - Twisted Pair (UTP/STP): Cat6, Cat5e and Cat5
- Easy-to-use combination cutter/stripper
- Adjustable stripping blade for UTP/STP; accommodates different insulation thicknesses without damaging conductors
- Self-regulating cassette blade prevents nicks
- Coax blade cassette is removable to adjust stripping depth of both blades with hex key included (Note: Hex key stores securely in bottom of tool)
- Contoured finger grips for cutting power

CAT. NO.	DESCRIPTION	WEIGHT
PA1119	Combo UTP/Coax SureStrip®	2.5 oz
PA2119	Coax Blade Cassette	—
PA2120	UTP Cut/Strip Blade	—

Data SureStrip®



PA1116

- Small, compact tool that cuts and strips multiple cable types:
 - 4-, 6- and 8- conductor flat satin cables
 - 4-, 6- and 8- conductor UTP/STP data cables
 - 25- vpair UTP/STP data and telephone cables
- Multi-conductor round bundled cables with a maximum diameter of .5" (12.7 mm)
- 14-8 AWG (2.5-75mm2) wire
- Nylon reinforced ABS plastic with stainless steel blade
- Fully adjustable with simple thumb screw
- Self-regulating to prevent nicking
- Contoured finger grips for power cutting

CAT. NO.	DESCRIPTION	WEIGHT
PA1116	Data SureStrip®	2.5 oz

CST vario Stripper



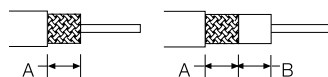
- Most flexible coax stripping tool on the market
- Easy to set up and adjust
- Two- and three-level stripping
- Minimum center-to-center strip length is 0.13" (3.2 mm)
- Maximum total strip length is 0.67" (17 mm)
- Adjustable blade positioning in 0.04" (1 mm) increments
- Lifetime warranty on frame only

*Not recommended for use on LMR or Teflon cables.

CAT. NO.	DESCRIPTION
PA3240	CST vario stripper
R PA3242	Replacement blade holder, blades & allen hex key

Teflon® is a registered trademark of Dupont

CST Strippers




- Fixed blade system that accommodates 0.1"-0.315" (2.5-8.0mm) cable diameters including RG58/59/62AU, RG6, RG6 Quad, RG174, Belden 1505A, 1855A and 8281
- Cam adjustment ensures precise and repeatable hold on cable
- Memory blocks reduce set-up time and are easy to interchange and mark for various applications
- Blades are two-sided for longer use
- No cable jacket distortion during stripping process
- Blade cassettes easy to change
- Lifetime warranty on frame only

CAT. NO.	DESCRIPTION	COMMON USES
PA1240	CST Green - 3 Level (A=.279, B=.201)	Common 2- & 3-piece
PA2240	Green Blade Cassette only	
PA1243	CST Brown - 3 Level (A=.295, B=.137)	Kings, Amphenol 3-piece
PA2243	Brown Blade Cassette only	
PA1247	CST Orange - 3 Level (A=.327, B=.146)	ADC, Amphenol HDTV
PA2247	Orange Blade Cassette only	
PA1248	CST Black - 3 Level (A=.344, B=.094)	ADC, Amphenol HDTV
PA2248	Black Blade Cassette only	
PA1250	CST Frame only	
PA2245	CST Memory Cartridge only	



Y-block – inserts into tool to tighten up rollers for smaller cable sizes



CST Pro Coax Stripper



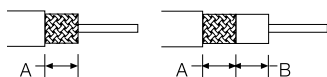
PA1282

PA2284
Reversible Rollers


PA2282 3 Level



Blade Adjustment Screws



- New patent-pending coax stripping system for precision & accuracy
- Works with a wide range of cable diameters from .1" - .315" (2.5-8.0mm) including: RG58/59/62AU, RG6/6QS, RG174, Belden 1505A, 1855A & 8281 and mini-coax
- Pre-set for standard 2- and 3- level strip lengths
- Coax stripper designed for pros requiring precision, versatility & ease of use.
- Reversible-rollers easily adjust for various cable sizes including mini-coax.
- Dual roller mechanism perfectly centers cable & applies equal pressure to eliminate cable distortion
- Quick-change pre-set blade cassettes
- Cam adjustment ensures precise hold on cable
- Fixed blade cassettes pre-set for standard 2- and 3- level strip lengths
- Interchangeable blades reduce set-up time
- Lifetime warranty on frame only

CAT. NO.	DESCRIPTION	COMMON USES
PA1280	CST Pro Green 3-level (A=.279, B=.201)	Common 2- & 3-piece
PA2280	Green Blade Cassette only	
PA1281	CST Pro Orange 3-level (A=.327, B=.146)	Kings, Amphenol RFX 3-piece
PA2281	Orange Blade Cassette only	
PA1282	CST Pro Black 3-level (A=.344, B=.094)	ADC, Kings, Amphenol HDTV, Mini's
PA2282	Black Blade Cassette only	
PA1283	CST Pro Blue 2-level (A=.250)	Standard RG6/6QS & RG59, CATV "F", Mini's
PA2283	Blue Blade Cassette only	
PA1285	CST Pro Frame only	
PA2284	CST Pro Rollers only	

LC CST Strippers



PA1255

- Self-regulating tension
- Adjust cutting depth on each blade for varying cable thicknesses with the included hex key
- Pre-set for common strip lengths
- Blades adjust for strip dimensions other than our standard pre-set units*

SPECIFICATIONS	PRESET STRIP LENGTHS*	CABLE USAGE
LC CST-58/59	0.315" outer jacket 0.157" inner dielectric	RG58, RG59, RG62 AU & RG6
LC CST-11	0.315" outer jacket 0.157" inner dielectric	RG8, RG11 & RG213
LC CST CATV "F"	0.236" outer jacket	RG59, RG6 & RG6 QUAD CATV "F" (preset for RG6 CATV "F")
LC CST-Mini	0.344" outer jacket 0.094" inner dielectric	RG178, RG179, RG188, AT&T 735(A), NT735, Belden 1855A, Belden 8218, RG180, RG187, RG188A, RG405 and more

CAT. NO.	DESCRIPTION
PA1255	LC CST-58/59 - 2- & 3-Level, Adjustable
PA1256	LC CST-11 - 2- & 3-Level, Adjustable
PA1257	LC CST CATV "F" - 2-Level
PA1258	LC CST-Mini
PA2263	Replacement Blade

*To adjust strip lengths simply change blade locations in the lower jaw to attain the following: .157" (4 mm), .236" (6 mm), .315" (8 mm), .394" (10 mm) and .472" (12 mm)

Not recommended for use on LMR or Teflon cables.

Teflon® is a registered trademark of Dupont

Kwik Stripper® Twisted Pair Stripper



45579

- No tool is better for trimming the jacket from twisted pair cable without damaging the individual conductors
- Blade depth adjustment ensures precise cutting depth
- Blade penetration controlled by tension loop
- Strip length gauge

CAT. NO.	UPC NO.	DESCRIPTION
45579	45579	Kwik Stripper® Twisted Pair Stripper



45579

Typically used for Modular Plug Connectors (See pages 373)

Pro Kwik Stripper® CATV



45591

- Designed for the professional CATV cable installer. Uses reversible stripping cartridges for RG6, RG59, RG11 and RG7 CATV cables that are replaceable
- No adjustments needed
- Included with the tool, the RG6/RG59 cartridge strips cable jacket and dielectric to 1/4" (6.4 mm)
- Included with the tool, the RG11/RG7 cartridge strips cable jacket and dielectric to 1/4" (6.4 mm)
- Extra-large finger hole

CAT. NO.	UPC NO.	DESCRIPTION
45591	01174	Pro Kwik Stripper® CATV

AM 25 Slitter



PA1820

- Strips and slits 0.18" to 1.0" (4.5-25mm) diameter Round Cables
- Adjustable cutting depth
- Swivel blade for circular, longitudinal and spiral cuts
- Spare blade in handle
- Cable holding clip with integrated edge for removing slit insulation
- Laser-trimmed, stainless-steel blade for long use
- Slits PVC, Teflon and THHN
- Perfect for armored cable

CAT. NO.	DESCRIPTION
PA1820	AM 25
PA2109	Replacement blade

NOTE: Do not use on live circuits. Not for polyethylene, polypropylene or XLP insulations

Teflon® is a registered trademark of Dupont

AM 35 Slitter



PA1821

- Strips and slits 1.0" to 1.4" (25-35mm) diameter Round Cables
- Adjustable cutting depth for insulation up to 0.18" (4.5 mm) thick
- Swivel blade for circular, longitudinal and spiral cuts
- Spare blade in handle
- Cable holding clip with integrated edge for removing slit insulation
- Laser-trimmed, stainless-steel blade for long use
- Slits PVC, Teflon and THHN

CAT. NO.	DESCRIPTION
PA1821	AM 35
PA2109	Replacement blade

Teflon® is a registered trademark of Dupont

NOTE: Do not use on live circuits. Not for polyethylene, polypropylene or XLP insulations

Universal Slitter



PA1822

- Strips and slits 0.18" to 1.0" (4.5-25mm) diameter Round Cables
- Precision stripping and slitting of rubber, PVC, nylon and most insulation materials
- Adjustable depth of cut
- Swivel blade for circular, longitudinal and spiral cuts
- Cable is supported during use
- Cable support arm edge is used to pry off thick insulation
- Laser-trimmed, stainless-steel blade for long use
- A perfect tool for mid-point taps
- Spare blade included

CAT. NO.	DESCRIPTION
PA1822	Universal splitter
PA2109	Replacement blade

NOTE: Do not use on live circuits. Not for polyethylene, polypropylene or XLP insulations

Pocket Cable Stripper



1903

- Specifically designed for stripping power and telecommunications cables from 3/4" to 1-1/2" in diameter (19 mm to 40 mm)
- Strips solid conductor, stranded conductor and multiple conductor cables
- Easy blade depth adjustment
- Blade rotates for circular, longitudinal and spiral cuts.

CAT. NO.	UPC NO.	DESCRIPTION
1903	12679	Cable Stripping Tool
R 13544	13544	Replacement Blade (2 per package)
R 13545	13545	Replacement Small Hook
R 13546	13546	Replacement Large Hook

Cable TV "F" Flaring & Attachment Tool



PA1927

- Flares RG59, RG6 and RG6 Quad Cable types
- Works with CATV "F" connectors
- Save time on cable TV and satellite installations
- Flare the shield braid back from the dielectric without nicking your finger
- Make connections faster and easier with properly prepped cable
- Attachment tool enables you to hold the connector comfortably to insert onto cable

CAT. NO.	DESCRIPTION
PA1927	Cable TV "F" Flaring & Attachment Tool

Coax 3-Way Tool



PA1928

- Flares RG6 and RG6 Quad Cable types
- Flares shield braid back from the dielectric without nicking your fingers
- Attachment tool enables you to hold the connector comfortably to insert connector onto cable
- Extraction tool to assist in coupling connector to port or to assist in uncoupling from port
- Works with CATV "F" connectors

CAT. NO.	DESCRIPTION
PA1928	Coax 3-Way Tool

RG59/RG6/RG6 Quad Flaring Tool



- Works on RG59 and RG6/6 Quad cable
- Flares shield away from center dielectric
- Saves time on CATV and satellite installation

CAT. NO.	DESCRIPTION
----------	-------------

PA1917	RG59/6/6QS flaring tool
--------	-------------------------

BNC and CATV "F" Extraction Tools



- Chrome finish
- Comfortable driver-style plastic handle
- 1908 CATV "F" is a combination tool. Use the hex socket to easily remove and insert the connectors; Use the threaded end to hold the connector while you insert cable for connectors. Helps to prevent finger injuries

CAT. NO.	DESCRIPTION
----------	-------------

PA1908	CATV 8" (203 mm)
PA1907	BNC 8" (203 mm)
PA1916	BNC 12" (305 mm)

SealTite® ProM Coax Crimper



- Crimps weatherproof linear CATV "F", BNC, RCA & right- angle compression-type connectors from all manufacturers
- Works with RG6, RG6 Quad, RG59 & RG62AU coax cables
- Versatile tool - accommodates multiple connectors
- The only tool with a single, reversible head eliminating need for adapters.
- No additional parts, attachments or other tools required to change from one crimp style to another
- Quickly & easily adjust crimp height
- Once properly set, lock with adjustment lock
- Rated life cycle 30,000 (unloaded)

CAT. NO.	DESCRIPTION
----------	-------------

PA1559	SealTite® ProM Coax Crimper
--------	-----------------------------

RG59/6Q-7/11 Pro Coax Compression Tool



PA70020

- Versatile tool crimps RG59, RG6, RG6 Quad, RG 7/11, BNC and RCA Compression Connectors
- Cable holder rotates to accommodate different connector sizes
- Adjustable Crimp length accommodates most manufacturers' connectors
- Once adjusted, no additional parts or adapters are needed to change from one crimp style to another

CAT. NO.	DESCRIPTION
----------	-------------

PA70020	RG59/6Q-7/11 Pro Coax Compression Tool
---------	--

SealTite® 59/6 CATV "F" Compression Crimper



PA901024

- Performs compression crimping of waterproof CATV "F" connectors for RG59 and RG6/RG6 Quad 75 ohm coaxial cables
- Works on Augat/T&B Snap-N-Seal™ connectors, AIM CATV "F" waterproof connectors and Paladin SealTite™ connectors
- Fully ratcheting one-cycle crimp function

CAT. NO.	DESCRIPTION
----------	-------------

PA901024	SealTite® Crimper
----------	-------------------

SealTite® Cable TV “F” Compression Connectors



PA9642

- Large hex nut for easy installations
- Patented design with 360° cable gripping sleeve
- Solid brass construction with nickel plating to prevent UV degradation

	RG59	RG6 & RG6 Quad	
DESCRIPTION	CAT. NO.	CAT. NO.	CAT. NO.
10 Pack Clamshell	PA9642	PA9643	PA9644
20 Pack Clamshell	PA9610	PA9611	PA9612
50 Pack Jar	PA9645	PA9646	PA9647
100 Pack Bulk	N/A	PA9614	PA9615

*Also available in retail jar pack, PA9687.

SealTite® RCA Compression Connectors



PA9714

- Patented design with 360° cable gripping sleeve
- Full gold contacts for low signal loss
- Includes slip-on color bands for easy cable identification
- A set of bands includes 4 red, 2 green, 2 blue, 2 yellow and 2 white per ten connectors
- Constructed from solid brass with nickel plating

	RG59	RG6 & RG6 Quad
DESCRIPTION	CAT. NO.	CAT. NO.
10 Pack Clamshell	PA9720	PA9714
50 Pack Jar	PA9721	PA9716

SealTite® BNC Compression Connectors



PA9715

- Patented design with 360° cable gripping sleeve
- Full gold contacts for low signal loss
- Includes slip-on color bands for easy cable identification
- A set of bands includes 4 red, 2 green, 2 blue, 2 yellow and 2 white per ten connectors
- Constructed from solid brass with nickel plating

	RG59	RG6 & RG6 Quad
DESCRIPTION	CAT. NO.	CAT. NO.
10 Pack Clamshell	PA9730	PA9715
50 Pack Jar	PA9731	PA9740

Hex Crimp Cable TV “F” Connectors



PA9676

- Crimp-on style cable TV “F” connectors
- All-brass with nickel plating for durability
- Designed for indoor use

	RG59	RG6	RG6 Quad
DESCRIPTION	CAT. NO.	CAT. NO.	CAT. NO.
10 Pack Clamshell	PA9676	PA9677	PA9678

Twist-On Cable TV “F” Connectors



PA9694

- Connectors twist onto cable for quick installation
- Sharp threads firmly grip cable for good connections
- EZ-SPIN™ hex nut for easy installation

	RG59	RG6
DESCRIPTION	CAT. NO.	CAT. NO.
10 Pack Clamshell	PA9694	PA9695

Push-On Cable TV “F” Connectors



PA9682

- No crimp tool required. Simply strip cable and push connector onto it
- Special knurled nut offers superior grip for strong connection
- All brass, nickel-plated for durability and low signal loss
- For indoor usage only

	RG59	RG6
DESCRIPTION	CAT. NO.	CAT. NO.
10 Pack Clamshell	PA9682	PA9683

Other Coaxial Connectors



PA9719

PA901074

Connect CATV “F” cables to RCA plugs.

- Eliminate the need for new cabling
- Solid brass with nickel plate
- 75 ohm rating

CAT. NO.	DESCRIPTION
PA9719	Adapter, CATV “F” (female) to RCA (male) (Qty. 10)
PA901074	Adapter, CATV “F” (female) to BNC (male) (Qty.1)

Dual Port Ground Block



PA9675

- Provides a positive ground connection between two coaxial shields and the ground wire
- Creates a connection for the dissipation of any unwanted electrical charges
- Solid nickel plated zinc alloy
- High-performance, 360° contact, for up to 3.0 GHz
- Suitable for satellite or cable TV
- UL/CSA approved

CAT. NO.	DESCRIPTION
PA9675	Dual Port Grounding Block

Cable TV “F” Terminators



PA9686

- Solid brass body with nickel plating
- ½ watt resistor (5% tolerance); 75 ohm

CAT. NO.	DESCRIPTION
PA9686	CATV “F” Terminators (10)

Female Splice Adapter



PA9675

- Cable TV “F” female-to-female barrel adapter
- Designed for performance up to 3.0 GHz
- Gold-plated contacts
- 2 pack

CAT. NO.	DESCRIPTION
PA9675	Female Splice Adapter

BNC Coaxial Adapter




45728

- Precision manufactured from machined brass and nickel plated for corrosion resistance

CAT. NO.	DESCRIPTION
45728	BNC Straight Jack to Jack (1)

Cable TV Splitters



- Split analog and digital cable TV signals to 2 to 4 outlets
- HDTV compatible and works with cable modems
- 75 ohm impedance
- 5-1000 MHz bandwidth
- "F"-style female ports

CAT. NO.	DESCRIPTION
PA9688	2-Way Cable TV Splitter
PA9689	3-Way Cable TV Splitter
PA9690	4-Way Cable TV Splitter

Satellite TV Splitters



- Split satellite and digital signals to multiple outlets
- Compatible with most digital satellite brands, digital cable TV and HDTV.
- 75 ohm impedance
- 5-2400 MHz bandwidth
- "F"-style female ports

CAT. NO.	DESCRIPTION
PA9669	2-Way Satellite TV Splitter
PA9670	3-Way Satellite TV Splitter
PA9671	4-Way Satellite TV Splitter

Satellite Diplexer



- Combines signal from satellite dish and UHF/VHF antenna into single coax cable output
- 5-860 MHz antenna and 950-2450 satellite power pass
- For RG6 or RG6 Quad
- An additional diplexer can be used to split signals again for connection to satellite and antenna ports on receivers
- Diplexed signals can be distributed through an amplifier to send signal to multiple outlets

CAT. NO.	DESCRIPTION
PA9673	Satellite Diplexer

In-Line Amplifier



- Boost signals to multiple outlets or on long cable runs
- Works with satellite dish or terrestrial antenna installations with over 50' of cable
- Digital TV ready
- 20 dB gain
- DC 12-18V
- 950-2400 MHz maximum bandwidth

CAT. NO.	DESCRIPTION
PA9672	In-Line Amplifier

SurePunch Pro Punchdown Tool



PA3590

- Terminate cable in single punch - including 23 AWG Cat6
- Detachable light with long-life LED specially designed to focus the light on the panel work area
- Luminous intensity of the LED is 2200 mcd
- Finger grips and non-slip rubber-embedded cushioned handle for comfort
- Multi-use spudger that can be used as a screwdriver or an IDC contact insertion tool
- Hook to feed wires through holes
- Pick to separate bonded twisted-pair cables or to strip insulation and cut wire
- Adjustable HI/LO spring compression for all cable types
LO = 27.5 lbs (122 N), HI = 37.5 lbs (167 N)
- Uses twist-and-lock style blades
- Blade storage area in end of handle with comfortable latch cover

CAT. NO.	DESCRIPTION
Tools with lights	
PA3590	SurePunch Pro PDT handle (no blade) and light
PA3584	SurePunch Pro PDT with Double 110 blade and light
PA3587	SurePunch Pro PDT with 110 & 66 reversible cut & punch/punch-only blades and light
PA3588	SurePunch Pro PDT with 1110/66 combination cut-only blade and light
PA3596	SurePunch Pro PDT with 110 reversible cut & punch/punch-only blade and light
PA3598	SurePunch Pro PDT with BIX™ cut-only (scissors type) blade and light
PA3599	SurePunch Pro PDT with Krone® LSA cut-only (scissors type) blade and light
Tools without lights	
PA3589	SurePunch Pro PDT handle (no blade)
PA3585	SurePunch Pro PDT with Double 110 blade
PA3586	SurePunch Pro PDT with 110 & 66 reversible cut & punch/punch-only blades
PA3591	SurePunch Pro PDT with 1110/66 combination cut-only blade
PA3592	SurePunch Pro PDT with 110 reversible cut & punch/punch-only blade
PA3593	SurePunch Pro PDT with 66 reversible cut & punch/punch-only blade
PA3595	SurePunch Pro PDT with Krone® LSA cut-only (scissors type) blade
PA4599	SurePunch Pro PDT detachable light and batteries

SurePunch Punchdown Tools



PA3570



PA4591 PA4573 PA6514 PA4571 PA4574 PA4572 PA4575

- Cushion grip, molded to the shape of your hand, for comfort and a sure, non-slip hold
- Increased HI/LO impact force to meet demands of new cable types and AWG sizes: LO= 30 lbs (133 N), HI= 40 lbs (178 N)
- For 28-22 AWG (0.08 - 0.34 mm²), solid or stranded wire
- Uses twist-and-lock style blades
- Cushioned heel for comfort in the palm of your hand
- New latch cover blade storage area in end of handle
- Lanyard holes in end

CAT. NO.	DESCRIPTION
PA3570	SurePunch PDT® handle (no blade)
PA3571	SurePunch PDT® with 110/66 combination cut-only blade
PA3572	SurePunch PDT® with 110 reversible cut & punch/punch-only blade
PA3573	SurePunch PDT® with 66 reversible cut & punch/punch-only blade
PA3574	SurePunch PDT® with BIX™ cut-only (scissors type) blade
PA3575	SurePunch PDT® with Krone® : SA (scissors type) blade
PA3576	SurePunch PDT® with Double - 110 blade
PA3579	SurePunch PDT® with both 110 and 66 reversible cut & punch/punch-only blades
PA4571	SurePunch 110/66 combination cut-only blade
PA4572	SurePunch 110 reversible blade
PA4573	SurePunch 66 reversible blade
PA4574	SurePunch BIX™ cut-only blade
PA4575	SurePunch Krone® LSA cut-only blade
PA4591	SurePunch Double - 110 blade
PA6514	Telephone Unwrap Bit

Impact Punchdown Tools



PA3528



PA4527 PA4528 PA4531

- For 28-24 AWG Solid or Stranded conductor
- Standard impact compression design
- Adjustable HI/LO settings for compression force
- Impact force: HI = 35 lbs. (110 N), LO = 25 lbs. (155 N)
- Reversible clip-in blades (except BIX & Krone)
- Punches down with or without cut function (except BIX & Krone)
- Spare blade stores in handle of tool (except BIX & Krone)
- Impact handle and blades available separately
- Leather holster available to attach to belt

CAT. NO.	DESCRIPTION
PA3526	Impact punchdown (tool handle only)
PA3527	Impact punchdown w/66 blade
PA3528	Impact punchdown w/110 blade
PA4527	Replacement 66 blade
PA4528	Replacement 110 blade
PA4531	Replacement Krone®-type blade

Punchdown Tool



46023

- Inserts wire for a corrosion-resistant termination and trims off excess wire
- Terminates 66, 110, BIX and Krone cross-connect and wall jacks
- Spring-loaded for fast, low-effort wire seating and termination
- Internal impact mechanism eliminates jamming for longer, trouble-free service life
- Adjustable low - and high-impact force settings
- Bayonet-style blade locking mechanism
- Neoprene pad for shock absorption
- Spare blade storage in the handle
- Color-coded yellow on the cut side of tool

CAT. NO.	UPC NO.	DESCRIPTION
46020	46020	Punchdown Tool Only
46021	46021	Punchdown Tool w/66 Blade
46023	46023	Punchdown Tool w/110 Blade
R 46022	46022	66 Style Blade
R 46024	46024	110 Style Blade
R 46025	46025	BIX Style Blade

ProPunch™ 110 Multi-pair Punchdown



PA3560

Terminates and cuts up to five pairs of data/voice cable at the same time! We designed it to perform over 30,000 cycle punches and to terminate most 23 AWG cable pairs in one punch! This tool delivers more than one and a half times the force of other multi-punchdown tools on the market today. The rugged "no-slip" handle fits comfortably in your hand with the handle end contoured to the heel of your hand

- Fewer punches saves time
- Smooth operation and rugged, comfortable handle absorbs punch recoil
- Terminates 28-22 AWG (.08 - .34 mm²) solid or stranded wires with single insulation
- Cut and punch blade cassette or switch blades for punch only
- Designed to work with 23 AWG CAT 6 cable

CAT. NO.	DESCRIPTION
PA3560	ProPunch 110 with 5-pair head
PA3561	ProPunch 110 with 4-pair head
R PA4560	Replacement 5-pair head
R PA4561	Replacement 4-pair head
R PA4562	Replacement 5-pair blade cassette
R PA4563	Replacement 4-pair blade cassette

Non-Impact Punchdown Tools with Fixed Blades



- Non-impact, low-cost punchdown tools for 110, 66 & BIX
- Works with 28-22 AWG (.08 - .5 mm2)
- Solid or stranded, single insulation wire
- Comfortable rubber handle grip
- Performs both cut and punch functions
- Perfect for small jobs and the do-it-yourself installer
- Fits in the palm of your hand
- Typically lower in cost than replacement blades for punchdown tools

CAT. NO.	DESCRIPTION	WEIGHT
PA3580	110 Punchdown Tool	3 oz
PA3581	66 Punchdown Tool	3 oz
PA3582	BIX™ Punchdown Tool	3 oz

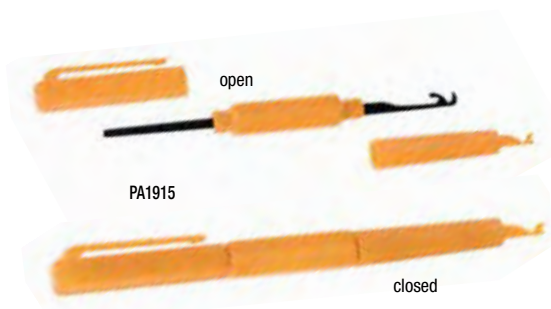
Punchdown Stripper



- Self-regulating strip depth
- Fast and easy to use
- Great for CAT-5, CAT-5e, and CAT-6 data cable
- Built-in 110 punchdown (punch only)

CAT. NO.	DESCRIPTION	WEIGHT
PA1913	Punchdown stripper	2 oz

Pocket Probe Pick



Probe pick for pulling wire, slicing, stripping cable and cleaning debris off terminal panels. Small and lightweight—pen-sized with clip for carrying in pocket

- Spudger tip
- Wire hook
- Wire stripper and slitting tooth
- Non-conductive scraping tip

CAT. NO.	DESCRIPTION	WEIGHT
PA1915	Pocket probe pick	3 oz

Can Wrench



- Strips PVC insulation
- Strips outer jacket of AWG 22/4 and 24/4 telephone cable
- Strips insulation of AWG 22 (.34 mm2) and AWG 24 (.20 mm2) wire
- 3/8" (9.5 mm) and 7/16" (11 mm) hex sockets for accessing panels
- Durable shock-resistant design

CAT. NO.	DESCRIPTION: HEAVY DUTY KEYSTONE TIP-	WEIGHT
PA1900	Can Wrench	5 oz

Jack Terminator



PA8100

- High-grade, hardened steel frame offers superior performance and durability
- Ratcheted action to ensure proper, consistent termination
- Adjustment feature for extra leverage applications
- Quick-change punch sets require no tools
- Removable jack cradle allows for alternate lacing option
- Punch heads can be purchased separately
- Rubber-embedded handles provide extra comfort
- For use with Modular Jacks listed below including CommScope® (Systimax®, Uniprise®), Leviton®, OCC®, HellermannTyton®, Hubbell®Premise Wiring and Legrand® (Ortronics®)
- Lifetime Warranty (crimper frame only)

SPECIFICATIONS

Specifications	PA8100	General Jack Terminator™ With Punch Down Head-Set	General Punchdown Head-Set	General Punch Head Only
Length	9.6" (245 mm)	9.75" (248 mm)	1.6" (40 mm)	1" (26 mm)
Height	3.25" (80 mm)	4" (102 mm)	4" (102 mm)	2.1" (55 mm)
Width	1.25" (32 mm)	1.25" (32 mm)	1.25" (32 mm)	1.25" (32 mm)
Weight	1.25 lbs (575 g)	1.4 lbs (652 g)	2 oz (54 g)	0.8 oz (23 g)

CAT. NO.	DESCRIPTION	JACK COMPABILITY
PA8100	Jack Terminator™ Crimper Frame	Punchdown Head Set not Included
PA8105	Jack Terminator™ with Punchdown Head-Set	Systimax® - MPS100E, Uniprise® UNJ600/500
R PA3711	Replacement Punchdown Head-Set	Systimax® - MPS100E, Uniprise® UNJ600/500
R PA3811	Replacement Punch Head Only	Systimax® - MPS100E, Uniprise® UNJ600/500
PA8106	Jack Terminator™ with Punchdown Head-Set	Systimax® - MGS400, MGS500, MGS600
PA3712	Replacement Punchdown Head-Set	Systimax® - MGS400, MGS500, MGS600
PA8107	Jack Terminator™ with Punchdown Head-Set	Leviton® - 41106, 41108, 5G108
PA3713	Replacement Punchdown Head-Set	Leviton® - 41106, 41108, 5G108
PA8108	Jack Terminator™ with Punchdown Head-Set	Leviton® - 61110, 5G110, 6110G
PA3714	Replacement Punchdown Head-Set	Leviton® - 61110, 5G110, 6110G
PA8109	Jack Terminator™ with Punchdown Head-Set	OCC® - KMJA5E, KMJA6, K6A
PA3715	Replacement Punchdown Head-Set	OCC® - KMJA5E, KMJA6, K6A
PA8110	Jack Terminator™ with Punchdown Head-Set	HellermannTyton® - RJ45FC5E, RJ45FC6
PA3716	Replacement Punchdown Head-Set	HellermannTyton® - RJ45FC5E, RJ45FC6
PA8111	Jack Terminator™ with Punchdown Head-Set	Hubbell® - HXJ Series
PA3717	Replacement Punchdown Head-Set	Hubbell® - HXJ Series
PA8112	Jack Terminator™ with Punchdown Head-Set	Ortronics® - TJ5E00, TJ600, TJ610
PA3718	Replacement Punchdown Head-Set	Ortronics® - TJ5E00, TJ600, TJ610

All-in-One UTP Snagless Crimper



PA1561



- Cuts and strips round or flat cable
- All metal construction
- Cushion grips for improved comfort and control
- For standard and "snagless" RJ45 connectors
- Also crimps RJ11/22 and RJ22 WE/SS style plugs

CAT. NO.	DESCRIPTION
----------	-------------

PA1561	All-in-One UTP Snagless Crimper
--------	---------------------------------

All-in-One Ultra Telephone Tools



PA901014



- 4 crimp functions with a single tool without changing dies
- Crimps 4- position RJ22 handset
- Crimps 4- and 6- position RJ11/RJ12 connectors
- Crimps 8- position RJ45 (non-keyed)
- Embedded cable cutter and stripper
- Crimps 28-24 AWG (.08 - .20 mm²) telephone and data cables
- Advanced ratchet system
- Precision die-cast aluminum head
- Crimps 6- position RJ11-DEC offset type connectors (P/N 901014)

CAT. NO.	DESCRIPTION
----------	-------------

PA901014	All-in-One Ultra Telephone Tool AMP (Tyco)
----------	--

PA901016	All-in-One Ultra Telephone Tool (WE/SS)
----------	---

PA2530	Replacement blade kit
--------	-----------------------

All-in-One Pro Telephone Tools



PA1530R



- Crimps 4- position RJ22 connectors
- Crimps 4- and 6- position RJ11/RJ12 connectors
- Crimps 8- position RJ45 (non-keyed) connectors
- Embedded cable cutter and stripper
- Crimps 28-24 AWG (.08 - .20 mm²) telephone and data cables
- Comfortable rubber-embedded handles
- Built-in safety ratchet release

CAT. NO.	DESCRIPTION
----------	-------------

PA1540	All-in-One Pro Telephone Tool AMP (Tyco)
--------	--

PA1530R	All-in-One Pro Telephone Tool (WE/SS)
---------	---------------------------------------

PA2530	Replacement blade kit
--------	-----------------------

Telephone Ratchet Crimper



45553

Typically used for Modular Plug Connectors
(See below)



45575

Typically used for Modular Plug Connectors
(See below) Our Telephone Ratchet Crimper
was designed with a compact head to fit into
tight spaces and ergonomic handles for opera-
tor comfort.

- Combination tool terminates 8- position, 6- position and 4- position (45575 only) modular style plugs
- No need to change crimping dies
- Full-cycle ratchet mechanism provides consistent, quality terminations every cycle
- Straight action ensures uniform crimp
- Small, compact design
- Built-in wire cutter and stripper for flat cable
- All-steel frame has rust-resistant, black oxide finish

CAT. NO.	UPC NO.	DESCRIPTION
45553	45553	Telephone Ratchet Crimper
45575	45575	Telephone Ratchet Crimper

Modular Plug Connectors

RJ45



RJ45

- RJ45 8-conductor modular plugs
- 50 micron gold plating
- Meets or exceeds EIA/TIA specifications

RJ11

- RJ11 6-conductor modular plugs
- For use with stranded wire
- 50 micron gold plating

WE/SS-STYLE 8P8C CONNECTORS

CONNECTOR TYPE	CABLE TYPE	QUANTITY	CAT. NO.
RJ45	Cat5e, Solid or Stranded Round, Flat or Oval	10/Pack	PA9546
		50/Pack	PA9655
		100/Pack	PA9549

RJ11



WE/SS-STYLE 6P6C CONNECTORS

DESCRIPTION			
CONNECTOR TYPE	CABLE TYPE	QUANTITY	CAT. NO.
RJ11	Solid or Stranded Round, Flat or Oval	10/Pack	PA9520

EK50ML Micro Crimping Tool

**NEW
PRODUCT**



EK50ML138B

Note: EK50ML138 is compatible with all Greenlee Kwik Cycle® and CrimpALL® dies for various types of cables and sizes.

See page 375-377 for the complete line of dies.

- Ergonomic; total weight less than 2.2 lbs
- Crimp 3x faster with 90% less force
- LED work light
- 65% faster crimping cycle vs ratcheting tool.
- 250 crimps per cycle charge when crimping 10AWG wire.
- Patented Jaw Actuation for crimping cycle
- Innovative trigger with PowerSense™ Technology
- Overmolded grip for maximum comfort
- 10.8V Li-Ion battery with charge indicator

SPECIFICATIONS

Weight 2.2 lbs (1 kg)

CAT. NO.	UPC NO.	DESCRIPTION
EK50ML12011	03105	Crimping tool kit with 12mm jaw and 110V charger with carrying case
EK50ML13811	03108	Crimping tool kit with 13.8mm jaw and 110V charger with carrying case
EK50ML12022	03123	Crimping tool kit with 12mm jaw and 230V charger with carrying case
EK50ML13822	03124	Crimping tool kit with 13.8mm jaw and 230V charger with carrying case
EK50ML120B	03128	12mm jaw EK50ML bare tool
EK50ML138B	03130	13.8mm jaw EK50ML bare tool
MBP108	03127	10.8V EK50ML Li-Ion Battery
MBC110	03125	10.8V EK50ML Li-Ion Battery Charger, 110V
MBC230	03126	10.8V EK50ML Li-Ion Battery Charger, 230V
EK50MLCASE	03131	EK50ML Carrying Case

COMPATIBLE DIE SETS

	Wezag®	Panduit®	Thomas & Betts®	Ideal®
EK50ML120	CS30, CS150	CT-2600, CT-300	Sta-Kon®	
EK50ML138				Crimpmaster™

CrimpALL® 8000 Series Crimpers



PA8000

- Ultra-smooth, fully ratcheting crimp cycle with built-in safety release
- Interchangeable die sets of heat-treated steel for long life
- Soft, rubber-embedded handles
- Long-lasting tool that delivers over 50,000 crimp cycles.
- Rugged, double-plated jaw design to increase life span.
- Lifetime warranty on tool; one-year on die sets
- Angled head to prevent awkward wrist bending during operation
- Reduced handle grip distance makes it easy for both small and large hands
- Higher crimp force produced with less hand force so hand doesn't tire as quickly
- No breakover hand force – the effort required by most crimpers to make the last click at the end of the cycle to complete the crimp – the CrimpALL does the work
- Manufactured using the newest fine blanking technologies.
- EZI-Change™ die screws make changing dies quick and easy – no screwdriver required

CAT. NO. DESCRIPTION

PA8000	CrimpALL® tool frame
PA2303	Replacement EZI-Change™ die screws (2)

1300 Series Crimpers












PA1302

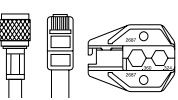
- Fully-ratcheting cycle with built-in safety release
- Interchangeable die sets of heat-treated steel for long life
- Easy to use and maintain
- Available as complete tool with die set inserted or separate tool frame and individual die sets
- Foam-lined case available to hold frame and 6 die sets together.
- Lifetime warranty on tool; one-year on die sets
- EZI-Change™ die screws make changing dies quick and easy – no screwdriver required
- Most precise and tightest tolerances on die sets in the industry
- Six ratchet gear settings for optimum crimp performance

CAT. NO.	DESCRIPTION
PA1302	Crimp tool frame
 PA2303	Replacement EZI-Change™ die screws (2)
 PA2346	Replacement Spring














CrimpALL® Interchangeable Die Sets for Modular Plugs

DESCRIPTION				CAT. NO.	CAT. NO.	
	CABLE TYPE	CONNECTION	CRIMP SIZES	TOOL WITH DIE	DIE ONLY	REMARKS
	 RJ45 - 8P8C (8 Pin)	Flat/Round, Solid/Stranded	RJ45 Unkeyed WE and SS	PA8030 PA1307	PA2061	Western Electric (WE)/Stewart Connector (SS)
	 RJ11 & RJ12 - 6P6C, 6P4C, 6P2C	Flat/Round, Solid/Stranded	RJ11 & RJ12 Unkeyed WE and SS	PA8031 PA1340	PA2062	Western Electric (WE)/Stewart Connector (SS)
	 RJ22 Handset - 4P4C (4 Pin)	Flat/Round, Solid/Stranded	4 Pin Handset WE and SS	PA8032	PA2063	Western Electric (WE)/Stewart Connector (SS)
	 RJ45 - 8P8C (8 Pin)	Flat/Round, Solid/Stranded	RJ45 Unkeyed AMP	PA8033 PA1342	PA2064	AMP (Tyco) Inc. Connectors Only
	 RJ50 - 10P10C (10 Pin)	Flat/Round, Solid/Stranded	RJ50 Unkeyed WE and SS	PA8036 PA1345	PA2068	Virginia Plastics (VP)
	 British Telecom 6 Pole Plug	Flat/Round, Solid/Stranded	BT 6 Pole		PA2032	British Telecom Plugs Only
	 RJ45, AMP/Molex Connectors for dia. Cable	6.0mm Dia. Round, Shielded (STP)	RJ45 STP AMP & Molex, 6.0mm dia. cable		PA2674	AMP (Tyco) Inc. & Molex

CrimpALL® Interchangeable Die Sets for Specialty Crimpers


DESCRIPTION				CAT. NO.	CAT. NO.	
CABLE TYPE		CONNECTION	CRIMP SIZES	TOOL WITH DIE	DIE ONLY	REMARKS
	RJ45 WE/SS & RG6/RG6 Quad CATV "F"	UTP 4-Pair & RG6/ RG6 Quad	RJ45 WE/SS 8-pin & 0.360" (9.1mm) HEX/0.324" (8.2mm) HEX	PA8045 PA1387	PA2687	For standard RJ45 WE/SS Modular Plugs & 1-piece RG6/RG6 Quad CATV "F" conns.

CrimpALL® Interchangeable Die Sets for Coaxial Connectors


DESCRIPTION			CAT. NO.	CAT. NO.	
CABLE TYPE	CONNECTION	CRIMP SIZES	TOOL WITH DIE	DIE ONLY	REMARKS
 RG58, RG59, RG62AU	BNC/TNC and 3 Piece	0.256" (6.5mm), 0.213" (5.4mm), 0.068" (1.7mm) HEX	PA8001 PA1317	PA2034	Common 2-piece and 3-piece BNC/TNC
 RG174, RG59/62, mini-coaxial 75-ohm	HDTV SMA, True 75-ohm BNC/TNC, Mini-UHF	0.255" (6.5mm), 0.197" (5.0mm), 0.178" (4.5mm), 0.068" (1.7mm) HEX & 0.042" (1.0mm) SQ	PA8002 PA1366	PA2648	Common 2-piece and 3-piece BNC/TNC (Kings, ADC, Amphenol, etc.)
 RG59, RG6, Belden 8281, Belden 1694A	HDTV BNC/TNC/CATV "F" True 75-ohm	0.324" (8.2mm), 0.255" (6.5mm), 0.068" (1.7mm) HEX & 0.052" (1.3mm), 0.042" (1.0mm) SQ	PA8003 PA1367	PA2649	Common 2-piece and 3-piece BNC/TNC (Kings, ADC, Amphenol, etc.)
 RG6, Belden 1694, Belden 1694A	HDTV BNC/TNC True 75-ohm	0.278" (7.0mm), 0.275" (6.9mm), 0.068" (1.7mm) HEX & 0.042" (1.0mm) SQ	PA8004 PA1368	PA2657	Common 3-piece BNC/TNC (Kings & ADC HDTV)
 RG58, Mini-59, RG-174, small coaxial	SMA, SMB, Mini-59 BNC/TNC, Mini-UHF	0.128" (3.2mm), 0.213" (5.4mm), 0.197" (5.0mm), 0.178" (4.5mm), 0.068" (1.7mm) HEX & 0.042" (1.0mm) SQ	PA8005 PA1363	PA2653	Common 2-piece and 3-piece SMA/SMB/BNC/TNC & Mini-UHF
 RG58, RG174, AT&T 735, 50 and 75-ohm	Thinnet, BNC/TNC, Mini-UHF	0.213" (5.4mm), 0.178" (4.5mm), 0.068" (1.7mm) HEX & 0.042" (1.0mm) SQ	PA8006 PA1335	PA2046	50/75 ohm small 2-piece & 3-piece BNC/TNC (Kings, ADC, etc.)
 RG59, RG62, Belden 8281, 50 and 75-ohm	BNC/TNC and Mini-UHF	0.315" (8.0mm), 0.252" (6.4mm), 0.068" (1.7mm), HEX 0.042" (1.0mm) SQ	PA8007 PA1336	PA2047	75 ohm 2-piece & 3-piece BNC/TNC (Kings, ADC, Amphenol, etc.)
 RG174, RG179 and Small Cable Connection	BNC/TNC	0.178" (4.5mm), 0.128" (3.2mm), 0.068" (1.7mm) HEX	PA8008 PA1338	PA2051	Common 2-piece and 3-piece BNC/TNC/SMA/SMB
 RG6 and RG6 Quad, Belden 1694A	BNC and CATV "F" Type & HDTV	0.360" (9.1mm), 0.324" (8.2mm), 0.068" (1.7mm) HEX	PA8012 PA1356	PA2045	Common 2-piece and 3-piece BNC/TNC and CATV "F" 2-piece
 RG59, RG6 Video Cable	CATV "F" Type	0.346" (8.8mm), 0.319" (8.2mm), 0.256" (6.5mm) HEX	PA8013 PA1328	PA2042	Crimps Ferrules or Sleeves Only
 RG8, RG11, RG213	N-Type	0.429" (10.9mm), 0.100" (2.54mm), 0.080" (2.03mm) HEX	PA8014 PA1365	PA2656	Common 2-piece and 3-piece "N"-Type (Kings, ADC, Amphenol, etc.)
 RG8, RG11, RG213, RG216	N-Type, MS39012 Type	0.415" (10.5mm), 0.095" (2.4mm) HEX	PA8015 PA1319	PA2039	Crimps Pins and Ferrules
 Belden 1855A, 1865A, 1505A, 1505F, 1694A, 1694F, 179DT	HDYV BNC/TNC True 75-ohm	0.178" (4.5mm), 0.255" (6.5mm), 0.278" (7.0mm), 0.068" (1.7mm), 0.041" (1.0) HEX	PA8049 PA1389	PA2699	Kings, ADC, B&L, Trompeter, Amphenol, Switchcraft

Teflon® is a registered trademark of Dupont


CrimpALL® Interchangeable Die Sets for Insulated Terminal Crimpers

DESCRIPTION				CAT. NO.	CAT. NO.	
CABLE TYPE	CONNECTION	CRIMP SIZES	TOOL WITH DIE	DIE ONLY	REMARKS	
	Insulated Terminals and Lugs	Solid or Stranded Wire, 22-10 AWG (.34 - 6 mm ²)	12-10 (Yellow), 16-14 (Blue), 22-18 (Red), (6-4 / 2.5 - 1.5 / .34 - .75 mm ²)	PA8021 PA1305	PA2035	For Large Professional Terminals (Panduit, T & B, etc.)
	Insulated Terminals and Lugs	Solid or Stranded Wire, 22-12 AWG (.34 - 4 mm ²)	12-10 (Yellow), 16-14 (Blue), 22-18 (Red), (4/1.5 - 2.5 / .34 - .75 mm ²)	PA8022 PA1308	PA2040	For Standard Commercial Terminals (Hardware Store Brands)
	Insulated Terminals and Lugs	Solid or Stranded Wire, 26-14 AWG (.10 - 2.5 mm ²)	16-14 (Blue), 22-18 (Red), 22-26 (Yellow) (1.5 - 2.5 / .34 - .75 / .34 - .10 mm ²)	PA8023 PA1334	PA2029	For Smaller Wire Barrel Terminals


CrimpALL® Interchangeable Die Sets for Non-Insulated Terminal Crimpers

DESCRIPTION				CAT. NO.	CAT. NO.	
CABLE TYPE	CONNECTION	CRIMP SIZES	TOOL WITH DIE	DIE ONLY	REMARKS	
	Non-Insulated Terminals and Lugs	Solid or Stranded Wire, 22-8 AWG (.34 - .10 mm ²)	10-8 / 14-12 / 18-16 / 22-20 (6 - 10 / 2.5 - 4 / .75 - 1.5 / .34 - .50 mm ²)	PA8024 PA1322	PA2031	For Standard Commercial Terminals

CrimpALL® Interchangeable Die Sets for Open Barrel, Box and Terminal Systems

DESCRIPTION				CAT. NO.	CAT. NO.	
CABLE TYPE	CONNECTION	CRIMP SIZES	TOOL WITH DIE	DIE ONLY	REMARKS	
	Open Barrel Non-Insulated Terminals, Narrow Lugs and Power Contacts	Solid or Stranded Wire, 22-10 AWG (.34 - 6 mm ²), F Type*	22-18 / 16-14 / 12-10 (.34 - .75 / 1.5 - 2.5 / 4-6 mm ²)	PA8026 PA1306	PA2033	For Standard Commercial Terminals
	Open Barrel Non-Insulated Terminals, Wide Lugs and Power Contacts	Solid or Stranded Wire, 22-14 AWG (.34 - 2.5 mm ²), F Type*	16-14 / 22-18 (1.5 - 2.5 / .34 - .75 mm ²)	PA8027	PA2096	For Standard Commercial Terminals
	Open Barrel D-Sub Contact Pins RS-232	Solid or Stranded Wire, 28-20 AWG (.08 - .50 mm ²), F Type*	28-24 / 22-20 (.08 - .2 / .34 - .5 mm ²)	PA8029 PA1359	PA2097	For Standard D-sub Pins Only; not for HD D-sub

CrimpALL® Interchangeable Die Sets for Wire Ferrules

DESCRIPTION				CAT. NO.	CAT. NO.	
CABLE TYPE	CONNECTION	CRIMP SIZES	TOOL WITH DIE	DIE ONLY	REMARKS	
	Insulated & Non-Insulated Wire Ferrules	Solid or Stranded Wire, 22-10 AWG (.34 - 6 mm ²)	22-20 / 18-16 / 14-12 / 10 (.34 - .55 / .75 - 1.5 / 2.5 - 4 / 6 mm ²)	PA8025 PA1360	PA2095	For DIN or US Type Wire Ferrules

D-sub Indent Crimpers



PA1460

- Adjustable Pin Height Locator
- Cushion Grips for comfort

CAT. NO.	DESCRIPTION
PA1460	D-sub 4 Indent Crimper 26-20 AWG
PA1461	D-sub 4 Indent Crimper 20-12 AWG
PA1462	D-sub 8 Indent Crimper 26-20 AWG

Electrical Terminal Crimper



PA1176

- D-sub Pins & Sockets 26-28 AWG
- Butt-Insulated Connectors 22-26 AWG
- Telephone Piercing Spade Lugs 22-26 AWG
- Open Barrel Connectors 14-18, 20-22 AWG

CAT. NO.	DESCRIPTION
PA1176	Multi-Purpose Electrical Terminal Crimper

EDAC/ELCO Crimper



PA1670

Pin locators



- Crimp tool for broadcast professionals terminating loose 28-18 AWG (.08-.75 mm²) EDAC and ELCO rack and panel open barrel contacts
- Crimps EDAC pins 516-290-590 & 516-290-591 along with ELCO pins 000-60-8017-03-13
 - Embedded pin locators properly align pins to ensure accurate, reliable crimping
 - Fully-ratcheted to prevent under crimping
 - Requires low hand force and provides superior crimp force
 - True ergonomic design for extreme comfort and performance
 - Non-slip, soft rubber handles
 - Double-plated for extended long-life and crimping accuracy
 - Factory-calibrated and set for precision

SPECIFICATIONS

Weight 19 oz. (538 g)

CAT. NO.	DESCRIPTION
PA1670	EDAC/ELCO Crimper

Open Barrel Contact Pin Crimper



PA1645

Professional crimping tool for open-barrel box and round connector contacts with a wire range of 30-18AWG (0.05-.75 mm2)

- Precision fixed dual-plate dies for crimp accuracy
- Crimps non-insulated terminal lugs, cable lugs and parallel and serial splices or "F-Type"
- Works with Molex, Waldom & Leoco-type connectors
- Durable steel construction for long life
- Rubber-embedded ergonomic handles for low-effort operation

SPECIFICATIONS

Weight	14 oz. (400 g)
Range	Small: 30-24 AWG (0.05-.20 mm2) Medium: 22-18 AWG (.34-.75 mm2)

CAT. NO.	DESCRIPTION
PA1645	Open Barrel Contact Pin Crimper

Open Barrel Contact Pin Crimper



PA1631

Professional crimping tool for open-barrel box and round connector contacts with a wire range of 24-14 AWG (0.2-2.5 mm2)

- Precision fixed dual-plate dies for crimp accuracy
- Built-in locator
- Crimps non-insulated terminal lugs, cable lugs and parallel and serial splices or "F-Type"
- Works with Molex, Waldom & Leoco-type connectors
- Durable steel construction for long life
- Rubber-embedded ergonomic handles for low-effort operation

SPECIFICATIONS

Weight	14 oz. (400 g)
Range	Small: 24-22 AWG (0.05-.20 mm2) Medium: 18-14 AWG (.34-.75 mm2)

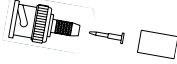
CAT. NO.	DESCRIPTION
PA1631	Open Barrel Contact Pin Crimper

Kwik Cycle® 9" Crimp Frame



45504


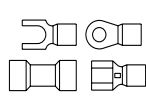

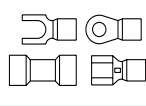

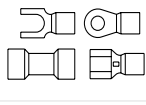

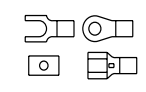
See our comprehensive line of connectors on pages 364 and 373.



- Used to manually crimp a wide variety of connectors and terminals to factory specifications
- Frame features a precision full-cycle ratchet for accurate, repeatable crimps every cycle
- Crimp release lever improves throughput by eliminating rejected terminations due to improper connector positioning
- Frame features a tension adjustment preset at the factory for optimum performance
- High-leverage force and ergonomically-designed handle provides comfortable use
- Frame and dies are manufactured from heat-treated, hardened tool steel for superior function and long life
- All die sets are easily interchangeable with a simple screwdriver.

CAT. NO.	UPC NO.	DESCRIPTION
45504	45504	Kwik Cycle 9" Crimp Frame

Kwik Cycle® 9" Interchangeable Die Sets for Insulated & Non-Insulated Terminals

DESCRIPTION				CAT. NO.	UPC NO.	CAT. NO.	UPC NO.
CONNECTION		FEATURES		TOOL WITH DIE		DIE ONLY	
	22-10 AWG		Color Coded nests for easy identification Standard insulated terminals, ring tongue, spade lug, slide on and butt splices	45500	45500	45509	45509
	22-10 AWG		Color Coded nests for easy identification for fully insulated slide-on style connectors AMP Ultrafast™ style	45501	45501	45570	45570
	26-16 AWG		For mini insulated terminals with smaller wire barrels. Ring tongue, spade, slide on and butt splices			45565	45565
	22-8 AWG		For non-insulated terminals and splices	45505	45505	45507	45507

Heat Gun




- Electronic variable heat control ranging from 250-1100° F (120-590° C)
- Two speeds: high & low
- Double insulation safeguards injury from possible electrical failure inside gun
- Comfortable, lightweight design reduces operator fatigue
- Three nozzles included: window nozzle, deflection nozzle and .47" (12 mm) focusing nozzle
- UL listed

SPECIFICATIONS

Power reqs.	120VAC 60 Hz
Current draw	7.5 amps max.
Power cons.	1200 watts max.

CAT. NO.	DESCRIPTION
PA1873	Heat gun

Desoldering Tools



- Removes solder with simple push-button operation
- Standard (regular & anti-static) replacement tips available
- Repair kits come complete with replacement spring and suction rods
- Durable metal frame

CAT. NO.	DESCRIPTION: DESOLDERING TOOLS
PA1700	Desoldering tool (standard)
R PA2712	Standard replacement tip

Cable Tie Gun



- For use with plastic cable ties up to 0.25" (6.35 mm) in width
- Neatly fastens and cuts in one action
- Adjustable tension for changing cable bundle pressure
- Automatic cable tie cut off

CAT. NO.	DESCRIPTION
PA1828-1	Cable tie gun

Note: Leaves 1 mm tab of lock after cut is made.

Kwik Cycle® Cable Tie Guns



- Tension adjustment allows the user to adapt the tool to the size of the tie
- Automatic cut-off eliminates sharp edges on ties

CAT. NO.	UPC NO.	DESCRIPTION
45306	45306	Standard Cable Tie Gun
45300	45300	Heavy-Duty Cable Tie Gun

HDMI TOOLS



A PRODUCT VIDEO IS
AVAILABLE, SCAN THIS QR
CODE OR VISIT:

www.youtube.com/GreenleeDEMO

HDMI®* HDFT™ Cable Prep Tool



PA1192

- Use with Greenlee® 24 AWG HDFT™ cable & connectors
- Cuts 24 AWG HDFT™ cables, strips outer jacket and twisted pair shielding
- Curved blade for cutting HDMI®* and HDFT™ cables
- Precision stripping cavity for removing outer jacket on 24 AWG HDFT™ cables
- Exclusive cavity for removing twisted pair shielding on 24 AWG HDFT™ cables

CAT NO.	UPC NO.	DESCRIPTION
PA1192	00072	Cable Prep Tool

24 AWG HDMI®* Field Terminating Cable



FTHD24-100

- Use with Greenlee® HDFT™ Connectors
- Make premium HDMI®* High Speed with Ethernet cables
- Supports HDMI®* 1.4 features: 3D, Ethernet and Audio Return
- 100' 24 AWG HDFT™ cable
- Solid-core long grain copper
- Fifth twisted pair for Ethernet and audio return
- Other HDMI®* 1.4** features supported: 10.2 Gbps Data Rate, 3D Video Formats, Deep Color and 4k x 2k Resolution

CAT NO.	UPC NO.	DESCRIPTION
FTHD24-100	00079	100' 24 AWG Field Terminating Cable

HDMI®* Field Terminating Connectors



HDCN24-10

- Make custom length, premium HDMI®* cables
- Eliminates cable clutter
- Costs less than pre-terminated cables
- 10 or 50 pack – 24 AWG HDFT™ Connector Components
- Use With Greenlee® 24 AWG HDMI®* Field Terminating Cable only
- Includes main connector terminal block and wire guides
- Guides are mated and colorcoded for 24 AWG HDMI®* Field Terminating cable
- Make custom length, premium HDMI®* High Speed with Ethernet cables

CAT NO.	UPC NO.	DESCRIPTION
HDCN24-10	00073	Field Terminating Connectors (10 Pack)
HDCN24-50	00074	Field Terminating Connectors (50 Pack)

*HDMI Equivalent
HDMI®* Registered trademark of HDMI Licensing, LLC
HDFT™ Trademark owned by the Quest Group

HDFT™ Pro Deluxe Kit



- Make custom length, premium HDMI® cables
- Eliminates cable clutter
- Costs less than pre-terminated cables

14 Piece Kit Includes:

- 1) PA1192 HDMI® HDFT™ Cable Prep Tool
- 1) PA8700 HDMI® HDFT™ Termination Tool
- (10) HDCN24-10 HDMI® Field Terminating Connectors
- 1) PA1175 Media Cable Cutter
- 1) TC-30 Deluxe Carrying Case

CAT NO.	UPC NO.	DESCRIPTION
PA4017	00099	Pro Deluxe Kit

HDFT™ Pro Kit



12 Piece Kit Includes:

- (1) PA1192 HDMI® HDFT™ Cable Prep Tool
- (1) PA8700 HDMI® HDFT™ Termination Tool
- (10) HDCN24-10 HDMI® Field Terminating Connectors

CAT NO.	UPC NO.	DESCRIPTION
PA4019	00101	Pro Kit

Pro HDMI® Cable Tester



- 14 LED readout for easy checking
- Sweep function checks for crossed wires
- 9V battery included

CAT NO.	UPC NO.	DESCRIPTION
PA1599	00075	Pro Cable Tester

HDFT™ Die Set



- Precision cast 4140 steel for durability
- High tensile steel cutting blades for long life
- Error-proof design avoids misalignment

CAT NO.	UPC NO.	DESCRIPTION
PA4003	00098	Die Set

*HDMI Equivalent
 HDMI® Registered trademark of HDMI Licensing, LLC
 HDFT™ Trademark owned by the Quest Group

NOTES



TESTING & MEASUREMENT

SAFE. ACCURATE. RELIABLE. EXPECT NOTHING BUT THE BEST FROM GREENLEE ELECTRIC TEST AND MEASUREMENT EQUIPMENT. BACKED BY A LIMITED LIFETIME WARRANTY AND DESIGNED TO WITHSTAND RIGOROUS TASKS AND HARSH ELEMENTS, GREENLEE TEST AND MEASUREMENT TOOLS GET THE JOB DONE FASTER, SAFER, AND EASIER.

Contents

Electrical Testers	387
Cable Length Meter	391
Multimeters	392
Multimeter Accessories	398
Clamp-On Meters	399
Circuit Tracing	408
Locators	411
Buried Facility Location And Marking	412
Basic Electrical Kits	415
Circuit Verifying	416
Insulation Testing	417
Phase Sequence	419
Infrared Thermometer	419
Specialty Testers	420
Accessories	422

© Registered: The color green for job boxes is a registered trademark of Greenlee Textron Inc.
* Items in box are not included.



Meeting today's stringent safety standards is essential.

Greenlee's certification of selected instruments to both the most recent IEC and UL requirements brings you assurance of the highest level of protection currently available.

What you should know about Measurement Category ratings.

IEC Category standards specify protection levels that are far above a system's rated capacity. Without this additional protection, transient overvoltages, which are becoming increasingly common, can lead to serious injury or death.

Measurement Category I is the signal level for telecommunications and electronic equipment or other circuits that are not directly connected to the utility mains.

Measurement Category II is the local level for fixed or nonfixed powered devices – everything from lighting to appliances to office equipment such as copiers; may also be used in Category I areas.

Measurement Category III is the distribution level – fixed primary feeders or branch circuits. These circuits are usually separated from Category IV (whether utility service or other high-voltage source) by a minimum of one level of transformer isolation; may also be used in Category II and Category I areas.

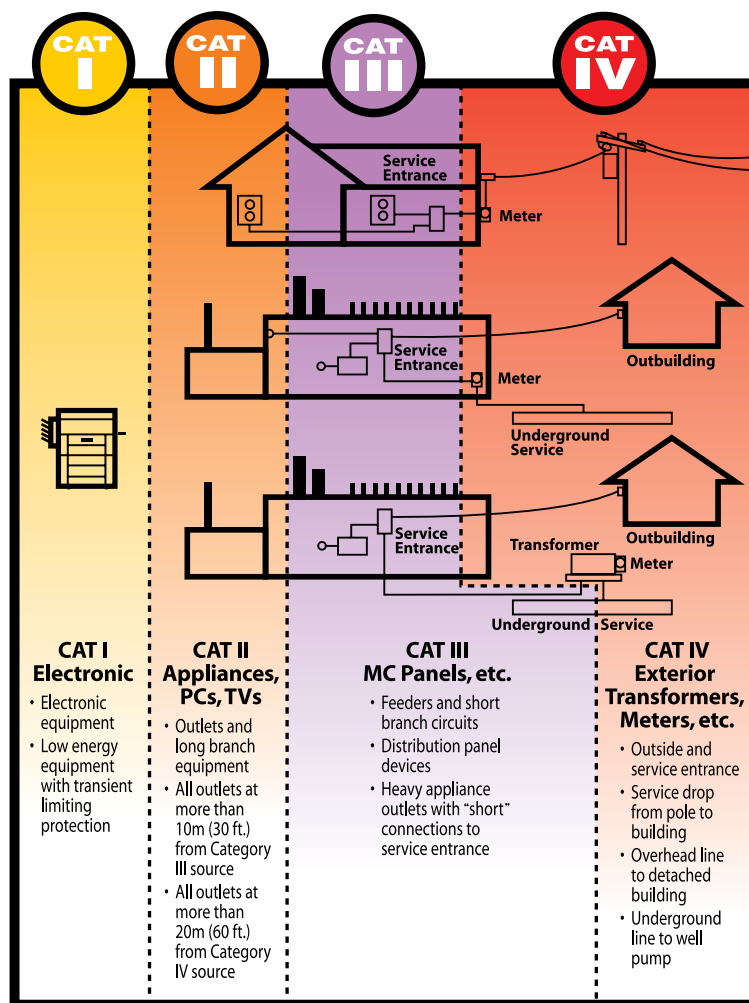
Measurement Category IV is the primary supply level. Greenlee is leading the way in offering protection certified to conform with the highest level of protection as specified by UL & IEC standards; may be used in all Category environments.

Greenlee Instruments – Independently tested and certified to meet the standards.

Throughout this catalog, you'll see Category designations for many Greenlee instruments indicating that they comply with UL & IEC Category II, III, IV. All of these designations reflect third-party testing by independent testing organizations such as UL and ETL – added assurance for you. While there is no requirement for independent verification, we believe you deserve it.

Get the right protection for the job.

Wherever you need overvoltage protection, choose at least the rating appropriate to the type of work you expect to be doing. If you have any questions on using Greenlee test instruments to help ensure user safety, please contact Greenlee.



ELECTRICAL TESTERS

Electrical Testers Comparison Guide

FEATURE	GT-95	GT-65	CSJ-100	CMT-90	CMT-80	2010	GT-16	GT-12A
VDC (V max)	1000	1000	1000	1000	600			
VAC (V max)	1000	1000	1000	1000	600	1000	1000	1000
AAC (A max)			200	600	400			
Continuity and beeper	•	•	•	•	•			
Resistance			•	•	•			
Data hold			•	•	•			
GFCI test	•							
Non-contact voltage detection	•	•	•			•	•	•
Adjustable sensitivity						•	•	
Display type	Digital/LED	LED	Digital	Digital	Digital	LED	LED	LED
Measurement Category	IV, 600V III, 1000V	IV, 600V III, 1000V	IV, 600V III, 1000V	IV, 600V III, 1000V	III, 600V	III, 1000V	IV, 1000V	IV, 1000V
UL/cUL	•	•	•	•	•	•	•	•
CE	•	•	•	•	•	•	•	•

GT-95 Voltage Tester



GT-95

- AC/DC voltage and polarity measurement
- LCD and dual color LEDs for convenience
- Selectable SHAKER feature when measuring AC voltage
- Overvoltage warning gives user visual notification that voltage levels have exceeded 1000V AC/ 380V DC
- Auto-hold automatically activates when tester is removed from voltage reading
- Continuity test and single probe detection of live conductors for added flexibility
- Safe, non-contact voltage detection
- GFCI test capability eliminates the need for additional testers
- Visual and audible continuity
- Accessories included: (2) 1.5V AAA batteries, test leads and carrying case
- Lifetime Limited Warranty

SPECIFICATIONS

Voltage Detection	19 to 1000V AC, 5 to 1000V DC
Continuity Verification	0 to 50 kΩ
Frequency	DC, 45-65 Hz
GFCI	7.5 mA nominal at 120V AC
Measurement Category	CAT IV, 600V; CAT III, 1000V

CAT. NO.	UPC NO.	DESCRIPTION
GT-95	09027	Voltage Tester, LCD & GFCI
TSG-3	12034	Sure-Grip Test Leads
TC-5	07588	Carrying Case



GT-65 Voltage Tester



GT-65

- AC/DC voltage and polarity measurement
- Continuity test and single probe detection of live conductors for added flexibility
- Overvoltage warning gives user visual notification that voltage levels have exceeded 1000V AC/ 380V DC
- Safe, non-contact voltage detection
- Auto-hold automatically activates when tester is removed from voltage reading
- Visual and audible continuity
- Accessories included: (2) 1.5V AAA batteries and test leads
- Lifetime Limited Warranty

SPECIFICATIONS

Voltage Detection	19 to 1000V AC, 5 to 1000V DC
Continuity Verification	0 to 50 kΩ
Frequency	DC, 45-65 Hz
Measurement Category	CAT IV, 600V; CAT III, 1000V

CAT. NO.	UPC NO.	DESCRIPTION
GT-65	09025	Voltage Tester, LCD & GFCI
TSG-3	12034	Sure-Grip Test Leads



AC Open Jaw Clamp Meter



CSJ-100

- AC amperage, AC/DC voltage measurement
- Open jaw design eases AC current measurement
- Slim profile with built-in probe storage on back
- Measures resistance up to 20MΩ
- Audible continuity and diode test
- Bright LED and audible alarm for non-contact voltage detection
- Auto power off for longer battery life
- Data hold to capture measurements
- 2000 count LCD
- Accessories included: (2) 1.5V AAA batteries, test leads and carrying case
- Lifetime Limited Warranty

SPECIFICATIONS

Amperage Measurement	200.0 AC
Voltage Measurement Range	200.0, 1000V
Resistance Measurement	200.0Ω; 2.000, 20.00, 200.0 kΩ; 2.000, 20.00 MΩ
Display	2000-count LCD
Jaw Opening	0.63" (16mm)
Measurement Category	CAT IV 600V, CAT III 1000V

CAT. NO.	UPC NO.	DESCRIPTION
CSJ-100	87136	Clamp, Open Jaw
11372	11372	Test Leads
TC-5	07588	Carrying Case



Automatic Electrical Tester



CMT-90

- Hassle-free, automatic measurement of amperage, voltage and resistance
- Low impedance eliminates stray or "ghost" voltage readings
- True RMS for the most accurate measurement when harmonics are present
- High resolution, auto-illuminating LCD backlit display
- Auto off for longer battery life
- Resistance measurement
- Audible continuity test
- Diode test
- Data hold to capture measurements
- Accessories included: (1) 9 V battery, test leads and carrying case
- Lifetime Limited Warranty

SPECIFICATIONS

Amperage Measurement	ACA 0.9 to 600.0
Voltage Measurement	AC V: 1.3 to 999.9; DC V: 2.1 to 999.9; -0.7 to -999.9
Resistance	999Ω; 9.999kΩ
Display	10,000-count LCD
Jaw Opening	1.34" (34 mm)
Measurement Category	CAT IV, 600 V; CAT III, 1000 V

CAT. NO.	UPC NO.	DESCRIPTION
CMT-90	12123	Electrical Tester, 1000V, 600A
TSG-3	12034	Sure-Grip Test Leads
TC-10	07534	Carrying case



Automatic Electrical Tester



CMT-80

- Hassle-free, automatic measurement of amperage, voltage and resistance
- Low impedance eliminates stray or "ghost" voltage readings
- Compact design for measuring in tight spaces
- Resistance measurement
- Audible continuity test
- Diode test
- Data hold to capture important readings
- Auto off for longer battery life
- Accessories included: (1) 9 V battery, test leads and carrying case
- Lifetime Limited Warranty


SPECIFICATIONS

Amperage Measurement	0.9 - 400.0AAC
Voltage Measurement	AC V: 1.3 to 600.0V; DC V: 2.1 to 600.0; -0.7 to -600.0V
Resistance	999Ω; 9.999kΩ
Display	10,00 count LCD
Jaw Opening	1.06" (27 mm)
Measurement Category	CAT III, 600V

CAT. NO.	UPC NO.	DESCRIPTION
CMT-80	07735	Electrical Tester
11372	11372	Test Leads
TC-5	07588	Carrying case



Touchless AC Voltage Indicator



2010

- Bright LED and audible alarm if voltage is present
- Fast, easy, non-contact voltage detection
- Adjustable sensitivity
- Identifies hot and neutral conductors
- Checks individual breakers for power
- Accessories included: (1) 9V battery
- Lifetime Limited Warranty

SPECIFICATIONS

Voltage Measurement	AC V 24-1000
Frequency	50-500Hz
Measurement Category	CAT III, 1000V

CAT. NO.	UPC NO.	DESCRIPTION
2010	34470	Touchless AC Voltage Indicator

Adjustable Non-Contact Voltage Detector



GT-16

- Adjustable to safely detect power and low voltage
- Safely detects AC voltage without touching the bare conductor
- Adjustable for use on power wiring plus lighting, thermostats and other low voltage circuits
- Use to detect voltage in outlets, lighting fixtures, wires and cables
- Finds breaks in wires
- Identifies hot and neutral conductors
- Low battery indication
- Lifetime Limited Warranty

SPECIFICATIONS

Voltage Detection:	AC V 5-1000
Frequency:	50-500Hz
Measurement Category:	CAT IV, 1000V

CAT. NO.	UPC NO.	DESCRIPTION
GT-16	12727	Adjustable Non-Contact Voltage Detector

Non-Contact Voltage Detector



GT-12A

- Single button operation
- CAT IV 1000 V rated for maximum safety
- Patented automatic self-test runs every 2 seconds for accurate results every time
- Automatically shuts off after 5 minutes of inactivity to extend battery life
- Bright LEDs flash and audible alarm sounds if AC voltage is present
- Silent mode for use in quiet areas
- Safe, non-contact voltage detection
- Lifetime Limited Warranty
- Designed and assembled in USA

SPECIFICATIONS

Voltage Detection:	AC V 50-1000
Frequency:	50-500Hz
Measurement Category:	CAT IV, 1000V

CAT. NO.	UPC NO.	DESCRIPTION
GT-12A	00890	Non-Contact Voltage Detector

Self Testing Non-Contact Voltage Detector



TR-12A

- Detects voltage in tamper-resistant and conventional 15A and 20A, 120V outlets
- Patented automatic self-test verifies the integrity of the unit
- Bright LEDs flash and audible alarm sounds if voltage is present
- Silent-mode feature for use in quiet settings
- Safe, non-contact voltage detection
- Use to detect voltage in outlets, lighting fixtures, circuit breakers, wires, and cables or to find a break in a wire
- Automatically turns off after 5 minutes of non-use to conserve battery life
- Low battery indicator
- Designed and assembled in USA
- Lifetime Limited Warranty

SPECIFICATIONS

Voltage Detection:	50-1000 VAC
Frequency:	50-500 Hz
Measurement Category:	CAT IV, 1000V

CAT. NO.	UPC NO.	DESCRIPTION
TR-12A	02733	Self-Testing Non-Contact Voltage Detector

CABLE LENGTH METER

Standard Cable Length Meter

**NEW
PRODUCT**



CLM-1000

- Measures length of cable without removing it from spool, counting turns or weighing spool
- Push button selections of copper or aluminum cable
- Measures cable length from 15 ft. to 100 ft.
- Measures resistant values down to 199.99Ω
- CLM-1000 measures the following pre-set AWG wire gages: 18, 16, 14, 12, 10, 8, 6, 4, 2, 1/0, 2/0, 3/0, 4/0
- CLM-1000 measures the following pre-set kcmil wire sizes: 250, 350, 400, 500, 600, 750, 1000
- CLM-1000E measures the following metric wire sizes: 0.75, 1, 1.5, 2.5, 4, 6, 10, 16, 25, 35, 50, 70, 95, 120, 150, 185 240, 300, 400, 500 mm²
- Eight user-programmable settings for other gauges
- Powered by (6) 1.5V AA batteries
- Replacement calibration rods (pair) available as CLM-ROD, UPC 02721
- Replacement Kelvin clips (pair) available as CLM-CLIPS, UPC 02722
- Lifetime Limited Warranty

SPECIFICATIONS

Display:	4-1/2" LCD
Voltage Rating	Not intended for connection to live voltage
Resistance Range:	199.9 milliohms to 1999.9 ohms in 5 ranges

CAT. NO.	UPC NO.	DESCRIPTION
N CLM-1000	02719	Standard Cable Length Meter
N CLM-1000E	02720	Metric Cable Length Meter
A CLM-ROD	02721	Calibration Rods (Pair)
A CLM-CLIPS	02722	Kelvin Clips (Pair)

MULTIMETERS

DMM Comparison Guide

FEATURE	DM-860A	DML-430A	DM-830A	DM-820A	DM-810A	DM-510A	DM-210A	DM-200A
True RMS	AC+DC	AC+DC	AC+DC	•	•	•		
DCA (A max)	10	10	10	10	10	8	8	8
Maximum resolution (µA)	0.01	0.1	0.1	0.1	0.1	0.1	0.1	0.1
Best accuracy (%)	0.1	0.2	0.2	0.2	0.2	0.5	0.5	0.5
ACA (A max)	10	10	10	10	10	8	8	8
Maximum resolution (µA)	0.01	0.1	0.1	0.1	0.1	0.1	0.1	0.1
Best accuracy (%)	0.5	0.6	0.6	0.6	0.6	1.0	1.0	1.0
DCV (V max)	1000	1000	1000	1000	1000	1000	1000	1000
Maximum resolution (µV)	1	10	10	10	10	10	10	10
Best accuracy (%)	0.02	0.06	0.06	0.06	0.06	0.2	0.2	0.2
ACV (V max)	1000	1000	1000	1000	1000	1000	1000	1000
Maximum resolution (µV)	10	10	10	10	10	10	10	10
Best accuracy (%)	0.3	0.5	0.5	0.5	0.5	1.0	1.0	1.0
Resistance (MΩ)	50	60	60	60	60	60	60	60
Maximum resolution (mΩ)	10	100	100	100	100	100	100	100
Best accuracy (%)	0.07	0.1	0.1	0.1	0.1	0.5	0.5	0.5
Conductance	•	•	•	•				
Continuity and beeper	•	•	•	•	•	•	•	•
Diode Test	•	•	•	•	•	•	•	•
Capacitance	•	•	•	•	•	•	•	
Frequency	•	•	•	•	•	•	•	•
Frequency Response (Hz)	20-100k	40-500	40-500	40-500	40-500	50-400	50-400	50-400
Temperature Measurement	Dual	Dual	Dual	Single		Single	Single	
Display Type	Dual Digital	Dual Digital	Dual Digital	Dual Digital	Dual Digital	Digital	Digital	Digital
Display counts	50,000 500,000	10,000	10,000	10,000	10,000	6,000	6,000	6,000
Backlight	•	•	•	•	•	•	•	•
Display update X/sec	5	5	5	5	5	5	5	5
Analog bar graph segments	41	41	41	41	41	24	24	24
Analog update X/sec	60	60	60	60	60	40	40	40
Computer Interface	USB	USB	USB	USB	USB	USB, RS-232	USB, RS-232	USB, RS-232
Auto and manual ranging	•	•	•	•	•	•	•	•
Intelligent Auto Power Off	•	•	•	•	•			
Auto Power Off						•	•	•
Non-Contact Voltage Detection			•	•		•	•	•
Low Impedance AutoCheck™ mode		•	•			•		
Beep-Jack™ Input error warning	•	•	•	•	•	•	•	•
Peak (crest) Hold - Max, Min	•	•	•	•		•		
Data Hold	•	•	•	•	•	•	•	•
Max/Min/Avg	•	max, min	•	•		max, min		
Relative offset mode (Δ)	•	•	•	•	•	•	•	•
Process loop measurement	•							
Data logging (points stored, single channel)		87,000						
Data logging (points stored, dual channel)		43,000						
Duty cycle	•	•	•	•	•			
VFD (Variable Frequency Drive) ACV & Hz	•							
Measurement Category Rating	IV, 1000V	IV, 1000V	IV, 1000V	IV, 1000V	IV, 1000V	IV, 300V III, 600V II, 1000V	IV, 300V III, 600V II, 1000V	IV, 300V III, 600V II, 1000V
UL or ETL	•	•	•	•	•	•	•	•
cUL, cETL or CSA	•	•	•	•	•	•	•	•
CE	•	•	•	•	•	•	•	•

DMM Comparison Guide

FEATURE	DM-65	DM-45	DM-25	PDMM-20
True RMS				
DCA (A max)	10	10		
Maximum resolution (μA)	0.1	0.1		
Best accuracy (%)	1.0	1.0		
ACA (A max)	10	10		
Maximum resolution (μA)	0.1	0.1		
Best accuracy (%)	1.8	1.8		
DCV (V max)	1000	600	600	450
Maximum resolution (μV)	100	100	10 mV	1000
Best accuracy (%)	0.8	0.8	0.8	0.5
ACV (V max)	1000	600	600	450
Maximum resolution (μV)	1000	1000	0.1V	1000
Best accuracy (%)	0.8	0.8	1.2	1.5
Resistance (MΩ)	60	40	2	6
Maximum resolution (mΩ)	100	100	100	1000
Best accuracy (%)	1.0	1.0	1.0	1.0
Conductivity				
Continuity and beeper	•	•	•	•
Diode test	•	•	•	
Capacitance	•	•		•
Frequency	•	•		•
Frequency response (Hz)	40-400	40-400	40-400	50-60
Temperature measurement	Single	Single		
Display type	Digital	Digital	Digital	Digital
Display counts	6000	4000	2000	6000
Backlight	•	•		
Display update X/sec	3	3	2.5	5
Analog bar graph segments	61			
Analog update X/sec	3			
Computer interface				
Auto and manual ranging	•	•		
Intelligent Auto power off				•
Auto power off	•	•		
Non-contact voltage detection				•
Low Impedance AutoCheck™ mode				•
Beep-Jack™ Input error warning				
Peak (crest) Hold - Max, Min				
Data hold	•	•		
Min/Max/Avg				
Relative offset mode (Δ)	•	•		
Process loop measurement				
Data logging (points stored, single channel)				
Data logging (points stored, dual channel)				
Duty cycle	•	•		
VFD (variable frequency drive) ACV & Hz				
Measurement Category Rating	IV, 600V III, 1000V	III, 600V	III, 600V	III, 300V II, 450V
UL or ETL	•	•	•	•
cUL, cETL or CSA	•	•	•	•
CE	•	•	•	•

ESM™ Industrial 500,000-Count Digital Multimeter



DM-860A

SPECIFICATIONS

Voltage Measurement	500.00mV; 5.0000, 50.000, 500.00, 1000.0V
DC Voltage Measurement	500,000 counts mode: 500.00mV; 5.00000, 50.0000, 500.000, 1000.00V
Amperage Measurement	500.00, 5000.0µA; 50.000, 500.00mA; 5.0000, 10.000A
Resistance	500.00Ω; 5.0000, 50.000, 500.00kΩ; 5.0000, 50.000MΩ
Conductance	99.99 nS
Capacitance	50.00; 500.0nF; 5.000, 50.00, 500.0µF; 5.000, 25.00 mF
Frequency	5Hz-200kHz sine wave; 5Hz-2MHz logic level square wave
Temperature	K type, -58°F to 1832°F (-50°C to 1000°C)
Measurement Category	CAT IV, 1000V

- AC+DC True RMS, 50,000-count display for greater accuracy, 500,000 count available in DC voltage mode
- VFD (variable frequency drive) voltage and frequency functions for accurate readings on noisy drive waveforms
- Beep-Jack™ audible and visual input alert helps avoid blown fuses or damage to meter
- 41-segment analog bar graph makes it easy to view quick changes
- Record max, min, avg., and max-min and data hold
- Crest capture (peak hold) max and min readings
- Relative offset display mode makes monitoring relative measurement changes simple
- Performs resistance, conductance, frequency, duty cycle, temperature and capacitance measurements, plus diode and continuity tests
- Dual temperature measurement up to 1832°F/1000°C using type K thermocouples
- Bright backlit display is easy to read under any light condition
- Intelligent Auto Power Off conserves battery life but will not turn meter off during measurements
- Wide AC bandwidth – to 100 kHz for voltage and 20 kHz for current
- USB Interface using optional DMSC-9U cable and software allows connection to a PC for extended measurement capability
- Accessories included: (1) 9V battery, bead temperature probe (400°F/ 204°C max.), test leads, protective boot and carrying case
- Lifetime Limited Warranty

CAT. NO.	UPC NO.	DESCRIPTION
DM-860A	12938	Industrial 500,000-Count Digital Multimeter
DM-860A-C*	02069	Industrial 500,000-Count Digital Multimeter
TC-20	07535	Carrying Case (included)
TSG-3	12034	Sure-Grip Test Leads
TPB	07592	Bead Temperature Probe
DMSC-9U	35773	For DM-800A Series and DML-430A Multimeters



* Includes Certificate of Calibration

ESM™ Digital Logging Meter



FEATURING:



DML-430A

SPECIFICATIONS

Voltage Measurement	60.00, 600.0 mV; 9.999, 99.99, 999.9V
Amperage Measurement	600.0, 6000µA; 60.00, 600.0mA; 6.000, 10.00A
Resistance	600.0Ω; 6.000, 60.00, 600.0 kΩ; 6.000, 60.00 MΩ
Conductance	99.99nS
Capacitance	60.00, 600.0nF; 6.000, 60.00, 600.0µF; 6.000, 25.00 mF
Frequency	15Hz-50kHz sine wave; 5Hz-1MHz logic level square wave
Temperature	K type, -58 to 1832 °F (-50 to 1000 °C)
Measurement Category	CAT IV, 1000V

- Datalogging capability – stores 87,000 single-channel or 43,000 dual-channel measurements, use optional USB interface DMSC-9U to transfer data to PC or for direct-to-PC logging
- AC+DC True RMS gives accurate readings on complex waveforms
- Low impedance AutoCheck™ mode – automatically selects AC or DC volts, resistance or continuity. Low impedance masks “ghost” voltage pickup
- Backlit LCD displays 2 readings with 10,000 count resolution
- BeepJack™ warns when test leads are incorrectly inserted in current measurement terminals
- Measures voltage, current, resistance, conductance, frequency and capacitance
- Checks continuity and tests diodes
- Two temperature measurements using type K thermocouples
- Accessories included: (1) 9V battery, bead temperature probe (400°F / 204°C max.), test leads, protective boot and carrying case
- Lifetime Limited Warranty

CAT. NO.	UPC NO.	DESCRIPTION
DML-430A	08746	Digital Logging Meter (43,000 data points)
DML-430A-C*	35771*	Digital Logging Meter (43,000 data points)
TC-20	07535	Carrying Case (included)
TSG-3	12034	Sure-Grip Test Leads
TPB	07592	Bead Temperature Probe



* Includes Certificate of Calibration

ESM™ Series Digital Multimeters



FEATURING:



DM-830A



DM-820A



DM-810A

DM-810A features:

- True RMS for no-compromise accuracy
- Measures voltage, current, resistance, capacitance and frequency
- Tests continuity and diodes
- Backlit LCD with dual 10,000 count displays
- BeepJack™ warns when test leads are incorrectly inserted in current measurement terminals
- Automatic and manual range selection
- Relative offset mode to see changes in measurements
- Data hold
- Use optional USB interface DMSC-9U for direct-to-PC logging
- Lifetime Limited Warranty

DM-820A also features:

- Crest capture (peak hold) plus recording of max, min, max-min and average
- Two voltage detection modes – non-contact or using a single test lead
- One temperature measurement using a type K thermocouple
- Conductance measurement

DM-830A has all DM-810A features plus:

- AC+DC True RMS gives accurate readings on complex waveforms
- Low impedance AutoCheck™ mode – automatically selects AC or DC volts, resistance or continuity. Low impedance masks “ghost” voltage pickup
- dBm function with 20 selectable reference impedance values
- Crest capture (peak hold) plus recording of max, min, max-min and average
- Two voltage detection modes – non-contact or using a single test lead
- Two temperature measurements using type K thermocouples
- Conductance measurement

Accessories included:

(1) 9V battery, bead temperature probe (DM-820A, DM-830A only, 400°F/204°C max), test leads, protective boot and carrying case.

SPECIFICATIONS

Voltage Measurement	60.00, 600.0 mV; 9.999, 99.99, 999.9 V
Amperage Measurement	600.0, 6000µA; 60.00, 600.0mA; 6.000, 10.00A
Resistance	600.0Ω; 6.000, 60.00, 600.0 kΩ; 6.000, 60.00 MΩ
Conductance	99.99nS
Capacitance	60.00, 600.0nF; 6.000, 60.00, 600.0µF; 6.000, 25.00 mF
Frequency	15Hz-50kHz sine wave; 5Hz-1MHz logic level square wave
Temperature	K type, -58 to 1832 °F (-50 to 1000 °C)
Measurement Category	CAT IV, 1000V

CAT. NO.	UPC NO.	DESCRIPTION
DM-830A	08745	Digital Multimeter
DM-830A-C*	35770*	Digital Multimeter
DM-820A	08744	Digital Multimeter
DM-820A-C*	35760*	Digital Multimeter
DM-810A	08743	Digital Multimeter
DM-810A-C*	35759*	Digital Multimeter
TC-20	07535	Carrying Case (included)
TSG-3	12034	Sure-Grip Test Leads
TPB	07592	Bead Temperature Probe (included with DM-820A, DM-830A)



* Includes Certificate of Calibration

ESM™ Series Digital Multimeters



DM-510A



DM-210A



DM-200A

DM-200A features:

- Measures voltage, current, resistance and frequency
- Tests continuity and diodes
- Backlit LCD with 6,000 count display
- Two voltage detection modes – non-contact or using a single test lead
- BeepJack™ warns when test leads are incorrectly inserted in current measurement terminals
- Automatic and manual range selection
- Relative offset mode to see changes in measurements
- Data hold
- Use optional USB / RS-232 interface DMSC-2U for direct-to-PC logging
- Lifetime Limited Warranty

DM-210A also features:

- Measures capacitance
- Measures temperature using a type K thermocouple

DM-510A has all DM-200A features plus:

- True RMS for no-compromise accuracy
- Crest capture (peak hold) plus recording of max, min, max-min and average
- Low impedance AutoCheck™ mode – automatically selects AC or DC volts, resistance or continuity and low impedance masks “ghost” voltage pickup
- Measures capacitance
- Measures temperature using a type K thermocouple

Accessories included:

(2) 1.5V AAA batteries, bead temperature probe (DM-210A, DM-510A only, 400°F/204°C max), test leads and protective boot.

SPECIFICATIONS

Voltage Measurement	60.00, 600.0 mV; 6.000, 60.00, 600.0, 1000V
Amperage Measurement	600.0, 6000µA; 60.00, 600.0mA; 6.000, 8.00A
Resistance	600.0Ω; 6.000, 60.00, 600.0 kΩ; 6.000, 60.00 MΩ
Capacitance	60.00, 600.0nF; 6.000, 60.00, 600.0, 3000µF
Frequency	10Hz-50kHz sine wave; 5Hz-999.9kHz logic level square wave
Temperature	K type, -58 to 1832 °F (-50 to 1000 °C)
Measurement Category	CAT IV 300V; CAT III 600V; CAT II 1000V

CAT. NO.	UPC NO.	DESCRIPTION
DM-510A	08742	Professional Plant Digital Multimeter
DM-510A-C*	35758*	Professional Plant Digital Multimeter
DM-210A	08741	Digital Multimeter
DM-210A-C*	35757*	Digital Multimeter
DM-200A	08740	Digital Multimeter
DM-200A-C*	35756*	Digital Multimeter
TSG-3	12034	Sure-Grip Test Leads



* Includes Certificate of Calibration

Digital Multimeter



DM-65



- Measures AC/DC voltage, AC/DC current, resistance, temperature, frequency, duty cycle and capacitance
- Diode and audible continuity tests
- Relative offset mode to see changes in measurements
- Data hold
- Backlit, 6000 count LCD with bar graph
- Lifetime Limited Warranty

SPECIFICATIONS

Amperage Measurement	600.0, 6000 μ A; 60.00, 600.0 mA; 6.000, 10.00 A
Voltage Measurement	AC V: 6.000, 60.00, 600.0, 1000 V; DC V: 600.0 mV; 6.000, 60.00, 600.0, 1000 V
Resistance Measurement	600.0 Ω ; 6.000, 60.00, 600.0 k Ω ; 6.000, 60.00 M Ω
Frequency Measurement	9.999 Hz to 999.9 kHz
Temperature Measurement	-4 to 1832 $^{\circ}$ F (-20 to 1000 $^{\circ}$ C)
Capacitance Measurement	40.00, 400.0 nF; 4.000, 40.00, 400.0, 4000 μ F
Measurement Category	CAT IV, 600V; CAT III, 1000V

CAT. NO.	UPC NO.	DESCRIPTION
----------	---------	-------------

DM-65	00339	CATIII, 1000V; CATIV 600V Auto-Ranging Digital Multimeter
TSG-3	12034	Test Leads



Digital Multimeter



DM-45



- Measures AC/DC voltage, AC/DC current, resistance, temperature, frequency, duty cycle and capacitance
- Diode and audible continuity tests
- Relative offset mode to see changes in measurements
- Data hold
- Backlit, 4000 count LCD
- Lifetime Limited Warranty

SPECIFICATIONS

Amperage Measurement	400.0, 4000 μ A; 40.00, 400.0 mA; 4.000, 10.00 A
Voltage Measurement	AC V: 4.000, 40.00, 400.0, 1000 V; DC V: 400.0 mV; 4.000, 40.00, 400.0, 1000 V
Resistance Measurement	400.0 Ω ; 4.000, 40.00, 400.0 k Ω ; 4.000, 40.00 M Ω
Frequency Measurement	9.999 Hz to 999.9 kHz
Temperature Measurement	-4 to 1832 $^{\circ}$ F (-20 to 1000 $^{\circ}$ C)
Capacitance Measurement	40.00, 400.0 nF; 4.000, 40.00, 200.0 μ F
Measurement Category	CAT III, 600V

CAT. NO.	UPC NO.	DESCRIPTION
----------	---------	-------------

DM-45	00337	CATIII, 600V Auto-Ranging Digital Multimeter
TSG-3	12034	Test Leads



Digital Multimeter



DM-25



- Measures AC/DC voltage and resistance
- Diode and audible continuity tests
- Tests 1.5V and 9V batteries
- Lifetime Limited Warranty

SPECIFICATIONS

Voltage Measurement	AC V: 200.0, 600 V; DC V: 20.00, 200.0, 600 V
Resistance Measurement	200.0, 2000 Ω ; 20.00, 200.0, 2000 k Ω
Measurement Category	CAT III, 600V

CAT. NO.	UPC NO.	DESCRIPTION
----------	---------	-------------

DM-25	00334	CATIII, 600V Manual Ranging Digital Multimeter
-------	-------	--

PDMM-20 Pocket Multimeter



PDMM-20

SPECIFICATIONS

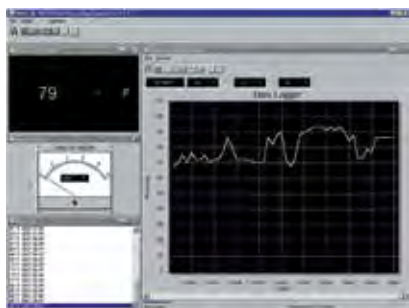
Voltage Measurement	6.000, 60.00, 450.0 V
Resistance Measurement	600.0Ω; 6.000, 60.00, 600.0 kΩ; 6.000 MΩ
Capacitance	100.0, 1000 nF; 10.00, 100.0 μF
Display	6000-count LCD
Measurement Category	CAT II, 450 V; CAT III, 300 V

- Auto-select mode for hassle-free use
- Low impedance eliminates stray or "ghost" voltage readings
- AC/DC voltage measurement
- Hassle-free, automatic measurement of voltage and resistance
- Autoranging for quick, convenient measurements
- Non-contact voltage detection for identifying live lines without contacting conductors
- Intelligent Auto-Off for longer battery life
- Low battery indicator
- Resistance measurement
- Audible continuity test
- Frequency measurement in voltage mode
- Capacitance measurement
- 6000-count LCD for high resolution
- Accessories included: (1) 3 V battery (CR2032) and carrying case
- Lifetime Limited Warranty

CAT. NO.	UPC NO.	DESCRIPTION
PDMM-20	11689	Pocket Multimeter

MULTIMETER ACCESSORIES

Interface Kits



See both digital and analog meter readouts on-screen, plus a large, easy-to-read graph of logged values – in this case, a thermocouple monitoring air temperature in a forced-air furnace duct.



DMSC-9U



DMSC-2U

DMSC-9

- Connects to a PC for data storage and retrieval from Greenlee digital multimeters and clamp meters
- Allows retrieval of stored data and real-time logging and graphing
- Retrieve stored data log from DML-Series
- Export data to disk for analysis with any spreadsheet
- Lifetime Limited Warranty

SPECIFICATIONS

Software Requirements	Windows 7/Vista/XP/2000/NT4 or Windows ME/98/95
Hardware Requirements	CPU and memory – minimum Windows requirement Monitor – at least 640 x 480, 800 x 600 recommended. Hard disk – at least 500 megabytes free space. Connection – DMSC-9U: free USB port; DMSC-2U: free USB or 9-pin serial port; DMSC-9: free 9-pin serial port.

CAT. NO.	UPC NO.	DESCRIPTION
DMSC-2U	35772	For DM-200 and 200A Series and DM-510A Digital Multimeters
DMSC-9U	35773	For DM-800A Series and DML-430A Digital Multimeters
DMSC-9	07755	For DM-800 Series, DML-54 and DML-430 Digital Multimeters
CMSC-1U	02542	For CMI-2000 Clamp Meter

CLAMP-ON METERS

Clamp-on Meter Comparison Guide

FEATURE	CMGRT-100	CMI-2000	CMH-1000	CMI-1000	CM-1560	CM-1360
True RMS		•	•	•	•	•
DCA (A max)		2000	2500	1000	1000	
Maximum resolution (A)		0.1	0.1	0.1	0.1	
Best accuracy (%)		1.5	1.5	2.0	1.2	
ACA (A max)	30	2000	2100	1000	1000	1000
Maximum resolution (A)	1mA	0.1	0.1	0.1	0.1	0.1
Best accuracy (%)	2.5	1.5	1.5	2.0	1.9	1.9
DCV (V max)		600	600	600	1000	1000
Maximum resolution (V)		0.1	0.1mV	0.1mV	0.1	0.1
Best accuracy (%)		1.5	1.5	0.75	0.7	0.7
ACV (V max)		600	600	600	750	750
Maximum resolution (V)		0.1	0.1mV	0.1mV	0.1	0.1
Best accuracy (%)		1.5	1.5	1.2	1.0	1.0
Resistance (Ω)	1200		40M	40M	400	400
Maximum resolution (Ω)	0.01		0.1	0.1	0.1	0.1
Best accuracy (%)	1.5		1.5	1.0	1.0	1.0
Continuity and beeper			•	•	•	•
Diode test			•	•		
Capacitance		•	•	•	•	•
Frequency		•	•	•	•	•
Frequency response (Hz)	47-800	40-400	40-1k	40-450	50-500	50-500
Temperature (T1)		•	•	•		
Jaw opening	1.25" (32 mm)	2.17" (55 mm)	2.17" (55 mm)	1.81" (46 mm)	2.0" (51 mm)	1.85" (47 mm)
Display type	Digital	Dual Digital	Digital	Digital	Digital	Digital
Display update X/sec		2	2	2	2.5	2.5
Count	3000	4000	4000	4000	4000	4000
Analog bar graph segments			40	40	42	42
Analog update X/sec			20	20	13	13
Low battery indicator		•	•	•	•	•
Autoranging	•	•	•	•	•	•
Auto power off	•		•	•	•	•
Peak hold				•	•	•
Data hold	•	•	•	•	•	•
Min, max			•	•	•	•
Data logging		•				
Power factor		•				
True power (kW)		1200				
Apparent Power (kVA)		1200				
Measurement Category	III, 150V	III, 600V	III, 600V	III, 600V	IV, 600V III, 1000V	IV, 600V III, 1000V
UL		•	•	•	•	•
cUL or CSA		•	•	•	•	•
CE		•	•	•	•	•

Clamp-on Meter Comparison Guide

FEATURE	CM-960	CMH-600	CMI-600	CM-860	CM-660	CMT-90	CMT-80	CM-450	CM-410	CM-330
True RMS	•		•			•		•		
DCA (A max)	600	600								
Maximum resolution (A)	0.1	0.1								
Best accuracy (%)	1.2	1.2								
ACA (A max)	600	600	600	600	600	600	400	600	400	400
Maximum resolution (A)	0.1	0.1	0.1	0.1	0.1	0.1	0.1	0.01	0.1	0.01
Best accuracy (%)	1.9	1.9	1.9	1.9	1.9	1.9	1.8	1.5	1.9	2.0
DCV (V max)	600	600	600	600	600	1000	600	600	600	
Maximum resolution (V)	0.1	0.1	0.1	0.1	1	0.1	0.1	0.1mV	0.1	
Best accuracy (%)	0.7	0.7	0.7	0.7	0.8	1.0	1.0	0.3	1.0	
ACV (V max)	600	600	600	600	600	1000	600	600	600	
Maximum resolution (V)	0.1	0.1	0.1	0.1	1	0.1	0.1	1mV	0.1	
Best accuracy (%)	1.0	1.0	1.0	1.0	1.2	1.5	1.5	1.5	1.5	
Resistance (Ω)	400	400	400	400	2000	2000	2000	40M	20M	
Maximum resolution (Ω)	0.1	0.1	0.1	0.1	1	0.1	1	0.1	0.1	
Best accuracy (%)	1.0	1.0	1.0	1.0	1.5	2.0	2.0	0.6	0.7	
Continuity and beeper	•	•	•	•	•	•	•	•	•	
Diode test						•	•	•		
Capacitance	•	•	•	•				•		
Frequency	•	•	•	•				•		
Frequency response (Hz)	50-500	50-500	50-400	50-400	40-500	50-500	50-60	50-60	50-500	50-60
Temperature (T1)		•	•							
Jaw opening	1.38" (35 mm)	1.38" (35 mm)	1.34" (34 mm)	1.34" (34 mm)	1.38" (35 mm)	1.34" (34 mm)	1.06" (27 mm)	1.02" (26 mm)	1.06" (27 mm)	1.06" (27 mm)
Display type	Digital	Digital	Digital	Digital	Digital	Digital	Digital	Digital	Digital	Digital
Display update X/sec	2.5	2.5	2.5	2.5	4	1 to 4	1 to 4	3	1.5	2.5
Count	4000	4000	4000	4000	2000	10,000	10,000	4000	2000	2000
Analog bar graph	42 segments	42 segments	42 segments	42 segments						
Analog update X/sec	13	13	13	13						
Low battery indicator	•	•	•	•	•	•	•	•	•	•
Autoranging	•	•	•	•				•	•	
Auto power off	•	•	•	•	•	•	•	•	•	
Peak hold	•	•	•	•						
Data hold	•	•	•	•	•	•	•	•	•	•
Min, max	•	•	•	•						max only
Data logging										
Power factor										
True power (kW)										
Apparent Power (kVA)										
Measurement Category	III, 600V	III, 600V	III, 600V	III, 600V	III, 600V	IV, 600V III, 1000V	III, 600V	III, 600V	III, 600V	III, 600V
UL	•	•	•	•	•	•	•	•	•	•
cUL or CSA	•	•	•	•	•	•	•	•	•	•
CE	•	•	•	•	•					

Ground Resistance Tester



CMGRT-100

- Reads ground resistance down to 0.10Ω
- Fully autoranging with data hold to capture readings
- Convenient alarm and 99-point memory functions
- Measures up to 30A RMS ground or leakage current
- Measures currents down to 1mA
- Accessories included: (1) 9V battery, molded carrying case and test resistance loop
- Lifetime Limited Warranty

SPECIFICATIONS

Ground Resistance Measurement	0.10 to 1200Ω
Ground/Leakage Current Measurement	299mA; 2.999A, 29.99A
Display	3-3/4-digit LCD, 2999-count
Jaw Opening	1.25" (32 mm)
Measurement Category	CAT III, 150V

CAT. NO.	UPC NO.	DESCRIPTION
CMGRT-100	07653	Ground Resistance Tester
CMGRT-100-C*	07730*	Ground Resistance Tester

* Includes Certificate of Calibration

2000A Industrial Clamp Meter



CMI-2000

- Measures AC+DC current
- AC and AC+DC voltage measurements with selectable digital low pass filter for accurate voltage and frequency readings on variable frequency drives
- Also measures DC voltage, resistance, capacitance, temperature and frequency
- Tests continuity and diodes
- Low impedance AutoCheck™ mode automatically selects AC or DC volts, resistance or continuity. Low impedance masks "ghost" voltage pickup
- Backlight & relative mode for added versatility
- Two voltage detection modes – non-contact or using a single test lead
- Computer interface capability using optional CMSC-1U cable and software
- Data hold
- Crest (peak hold) feature captures current or voltage peaks as short as 5 milliseconds
- Lifetime Limited Warranty

SPECIFICATIONS

Amperage Measurement	200, 2000A AC + DC
Voltage Measurement	6, 60, 600, 1000V AC + DC
Display	LCD with dual measurements
Frequency Rating	40 to 400 Hz
Resistance	600, 6k, 60k, 600k, 6M, 40M Ohms
Jaw Opening	2.1" (55 mm)
Measurement Category	CAT IV 1000V

CAT. NO.	UPC NO.	DESCRIPTION
N CMI-2000	02186	2000A Power Clamp
N CMI-2000C*	02207	2000A Power Clamp
R TSG-3	12034	Test Leads
R TC-30	07536	Carrying Case
R CMSC-1U	02542	Interface Kit

* Includes Certificate of Calibration

1000A Industrial Clamp Meter

NEW
PRODUCT



CMI-1000

- Measures AC+DC current and DC microamps
- AC and AC+DC voltage measurements with digital low pass filter for accurate readings on variable frequency drives
- Also measures DC voltage, resistance, capacitance, temperature and frequency
- Tests continuity and diodes
- Phase Sequence & Motor Rotation tests
- Peak-RMS measures motor inrush current
- Flashlight inside clamp jaw for easier work in dark locations
- Backlight & relative mode for added versatility
- AmpTip™ increases accuracy on small wires and low current
- Two voltage detection modes – non-contact or using a single test lead
- Data hold
- Recording of Maximum, Minimum and Average readings
- Crest (peak hold) feature captures current or voltage peaks as short as 5 milliseconds
- Lifetime Limited Warranty

SPECIFICATIONS

Amperage Measurement	60, 600, 1000A, AC + DC
Voltage Measurement	600, 1000V AC + DC
Display	LCD, 6000 Count
Frequency Rating	Voltage: 50/60 Hz; Current: 40 to 400 Hz
Resistance	600, 6k, 60k Ohms
Jaw Opening	2" (51 mm)
Measurement Category	CAT III 1000V, CAT IV 600V

CAT. NO.	UPC NO.	DESCRIPTION
N CMI-1000	02187	2500A Industrial Clamp Meter
N CMI-1000-C*	02212	2500A Industrial Clamp Meter
R 02714	02714	Test Leads
R TC-30	07536	Carrying Case

* Includes Certificate of Calibration

600A Industrial Clamp Meter

NEW
PRODUCT



CMI-600

- Measures AC+DC current and DC microamps
- AC and AC+DC voltage measurements with digital low pass filter for accurate readings on variable frequency drives
- Also measures DC voltage, resistance, capacitance, temperature and frequency
- Tests continuity and diodes
- Phase Sequence & Motor Rotation tests
- Peak-RMS measures motor inrush current
- Backlight & relative mode for added versatility
- AmpTip™ increases accuracy on small wires and low current
- Two voltage detection modes – non-contact or using a single test lead
- Data hold
- Recording of Maximum, Minimum and Average readings
- Lifetime Limited Warranty

SPECIFICATIONS

Amperage Measurement	60, 600A AC + DC
Voltage Measurement	600V AC + DC
Display	LCD, 6000 Count
Frequency Rating	Voltage & Amp Tip™ Current: 50/60 Hz; High Current: 50 to 400 Hz
Resistance	600, 6k, 60k Ohms
Jaw Opening	1.18" (30 mm)
Measurement Category	CAT III 600V, CAT IV 300V

CAT. NO.	UPC NO.	DESCRIPTION
N CMI-600	02191	Industrial Clamp Meter
N CMI-600-C*	02229*	Industrial Clamp Meter
R 02714	02714	Test Leads
R TC-10	07534	Carrying Case

* Includes Certificate of Calibration

1000A AC/DC True RMS Clamp Meter

**NEW
PRODUCT**


CM-1560

- Measures AC+DC current
- AC and AC+DC voltage measurements with digital low pass filter for accurate readings on variable frequency drives
- Also measures DC voltage, resistance, capacitance and frequency
- Tests continuity and diodes
- Flashlight inside clamp jaw for easier work in dark locations
- Backlight & relative mode for added versatility
- Peak-RMS measures motor inrush current
- AmpTip™ increases accuracy on small wires and low current
- Two voltage detection modes – non-contact or using a single test lead
- Data hold
- Recording of Maximum, Minimum and Average readings
- Crest (peak hold) feature captures current or voltage peaks as short as 5 milliseconds
- Lifetime Limited Warranty

SPECIFICATIONS

Amperage Measurement	60, 600, 1000A AC + DC
Voltage Measurement	600, 1000V AC + DC
Display	LCD, 6000 Count
Frequency Rating	Voltage: 50/60 Hz; Current: 40 to 400 Hz
Resistance	600, 6k, 60k Ohms
Jaw Opening	2" (51 mm)
Measurement Category	CAT III 1000V, CAT IV 600V

CAT. NO.	UPC NO.	DESCRIPTION
N CM-1560	02188	True RMS Clamp Meter
N CM-1560-C*	02219	True RMS Clamp Meter
R TSG-3	12034	Test Leads
R TC-30	07536	Carrying Case

* Includes Certificate of Calibration

1000A AC True RMS Clamp Meter

**NEW
PRODUCT**


CM-1360

- Measures AC current
- AC voltage measurement with digital low pass filter for accurate readings on variable frequency drives
- Also measures DC voltage, resistance, capacitance and frequency
- Tests continuity and diodes
- Flashlight inside clamp jaw for easier work in dark locations
- Backlight & relative mode for added versatility
- AmpTip™ increases accuracy on small wires and low current
- Two voltage detection modes – non-contact or using a single test lead
- Data hold
- Recording of Maximum, Minimum and Average readings
- Lifetime Limited Warranty

SPECIFICATIONS

Amperage Measurement	60, 600, 1000A AC
Voltage Measurement	600, 1000V AC + DC
Display	LCD, 6000 Count
Frequency Rating	Voltage: 50/60 Hz; Current: 40 to 400 Hz
Resistance	60, 6k, 60k Ohms
Jaw Opening	2" (51 mm)
Measurement Category	CAT III 1000V, CAT IV 600V

CAT. NO.	UPC NO.	DESCRIPTION
N CM-1360	02190	True RMS Clamp Meter
N CM-1360-C*	02221	True RMS Clamp Meter
R TSG-3	12034	Test Leads
R TC-30	07536	Carrying Case

* Includes Certificate of Calibration

600A AC/DC True RMS Clamp Meter

NEW
PRODUCT



CM-960

- Measures AC+DC current
- AC and AC+DC voltage measurements with digital low pass filter for accurate readings on variable frequency drives
- Also measures DC voltage, resistance, capacitance and frequency
- Tests continuity and diodes
- Peak-RMS measures motor inrush current
- Backlight & relative mode for added versatility
- AmpTip™ increases accuracy on small wires and low current
- Two voltage detection modes – non-contact or using a single test lead
- Data hold
- Recording of Maximum, Minimum and Average readings
- Lifetime Limited Warranty

SPECIFICATIONS

Amperage Measurement	60, 600A AC
Voltage Measurement	600V AC + DC
Display	LCD, 6000 Count
Frequency Rating	Voltage AmpTip™ Current: 50/60 Hz; High Current: 50 to 400 Hz
Resistance	600, 6k, 60k Ohms
Jaw Opening	1.18" (30 mm)
Measurement Category	CAT III 600V, CAT IV 300V

CAT. NO.	UPC NO.	DESCRIPTION
CM-960	02210	AC/DC True RMS Clamp Meter
CM-960-C*	02230	AC/DC True RMS Clamp Meter
TSG-3	12034	Test Leads
TC-10	07534	Carrying Case

* Includes Certificate of Calibration

600A AC True RMS Clamp Meter

NEW
PRODUCT



CM-860

- Measures AC current
- AC voltage measurement with digital low pass filter for accurate readings on variable frequency drives
- Also measures DC voltage, resistance, capacitance and frequency
- Tests continuity and diodes
- Backlight & relative mode for added versatility
- AmpTip™ increases accuracy on small wires and low current
- Two voltage detection modes – non-contact or using a single test lead
- Data hold
- Recording of Maximum, Minimum and Average readings
- Lifetime Limited Warranty

SPECIFICATIONS

Amperage Measurement	60, 600A AC+DC
Voltage Measurement	600V AC+DC
Display	LCD, 6000 Count
Frequency Rating	Voltage & AmpTip™ Current: 50/60 Hz; High Current: 50 to 400 Hz
Resistance	600, 6k, 60k Ohms
Jaw Opening	1.18" (30 mm)
Measurement Category	CAT III 600V, CAT IV 300V

CAT. NO.	UPC NO.	DESCRIPTION
CM-860	02210	True RMS Clamp Meter
CM-860-C*	02233*	True RMS Clamp Meter
TSG-3	12034	Test Leads
TC-10	07534	Carrying Case

* Includes Certificate of Calibration

600A AC True RMS Clamp Meter

**NEW
PRODUCT**


CM-660

- Measures AC current
- AC voltage measurement with digital low pass filter for accurate readings on variable frequency drives
- Also measures DC voltage, resistance and frequency
- Tests continuity and diodes
- AmpTip™ increases accuracy on small wires and low current
- Two voltage detection modes – non-contact or using a single test lead
- Data hold
- Recording of Maximum, Minimum and Average readings
- Lifetime Limited Warranty

SPECIFICATIONS

Amperage Measurement	60, 600A AC
Voltage Measurement	600 Volts AC/DC
Resistance	600, 6k, 60k Ohms
Frequency	Voltage & AmpTip™ Current: 50/60 Hz; High Current: 50 to 400 Hz
Display	LCD, 6000 Count
Jaw Opening	1.18" (30 mm)
Measurement Category	CAT III 600V, CAT IV 300V

CAT. NO.	UPC NO.	DESCRIPTION
N CM-660	02211	Clamp Meter
N CM-660-C*	02233*	Clamp Meter
R TSG-3	12034	Test Leads
R TC-10	07534	Carrying Case

* Includes Certificate of Calibration

1000A HVAC True RMS Clamp Meter

**NEW
PRODUCT**


CMH-1000

- Measures AC current and DC micro-amps
- AC voltage measurement with digital low pass filter for accurate readings on variable frequency drives
- Also measures DC voltage, resistance, capacitance, temperature and frequency
- Tests continuity and diodes
- Phase Sequence & Motor Rotation tests
- Peak-RMS measures motor in rush current
- Flashlight inside clamp jaw for easier work in dark locations
- Backlight & relative mode for added versatility
- AmpTip™ increases accuracy on small wires and low current
- Two voltage detection modes – non-contact or using a single test lead
- Data hold
- Recording of Maximum, Minimum and Average readings
- Crest (peak hold) feature captures current or voltage peaks as short as 5 milliseconds
- Lifetime Limited Warranty

SPECIFICATIONS

Amperage Measurement	60, 600, 1000A AC
Voltage Measurement	600, 1000V AC + DC
Display	LCD, 6000 Count
Frequency Rating	Voltage and AmpTip™ current: 50/60 Hz; High current: 50 to 400 Hz
Resistance	600, 6k, 60k Ohms
Jaw Opening	2.0" (51 mm)
Measurement Category	CAT III 1000V, CAT IV 600V

CAT. NO.	UPC NO.	DESCRIPTION
N CMH-1000	02209	AC Clamp-on Meter
N CMH-1000-C*	02231*	AC Clamp-on Meter
R 02714	02714	Test Leads
R TC-30	07536	Carrying Case

* Includes Certificate of Calibration

600A HVAC True RMS Clamp Meter

NEW
PRODUCT



CMH-600

- Measures AC current and DC micro-amps
- AC voltage measurement with digital low pass filter for accurate readings on variable frequency drives
- Also measures DC voltage, resistance, capacitance, temperature and frequency
- Tests continuity and diodes
- Phase Sequence & Motor Rotation tests
- Peak-RMS measures motor inrush current
- Backlight & relative mode for added versatility
- AmpTip™ increases accuracy on small wires and low current
- Two voltage detection modes – non-contact or using a single test lead
- Data hold
- Recording of Maximum, Minimum and Average readings
- Lifetime Limited Warranty

SPECIFICATIONS

Amperage Measurement	60, 600 A AC
Voltage Measurement	600V AC + DC
Display	LCD, 6000 Count
Frequency Rating	Voltage and AmpTip™ current: 50/60 Hz; High current: 50 to 400 Hz
Resistance	600, 6k, 60k Ohms
Jaw Opening	1.18" (30 mm)
Measurement Category	CAT III 600V, CAT IV 300V

CAT. NO.	UPC NO.	DESCRIPTION
CMH-600	02209	AC Clamp-on Meter, True RMS
CMH-600-C*	02231	AC Clamp-on Meter, True RMS (Calibrated)
02714	02714	Test Leads
TC-10	07534	Carrying Case

* Includes Certificate of Calibration

True RMS AC Clamp Meter



CM-450

- AC amperage, AC/DC voltage measurement
- True RMS for the most accurate measurement where harmonics are present
- Quick, easy operation
- Auto power off for longer battery life
- Resistance measurement
- Audible continuity and diode tests
- Frequency measurement
- Data hold to capture measurement
- 4000 count LCD
- Accessories included: Test leads, 3V Standard button battery (IEC-CR 2032; ANSI-NEDA 54004LC)
- Lifetime Limited Warranty

SPECIFICATIONS

Amperage Measurement	40, 400, 600 A AC
Voltage Measurement	4, 40, 400, 600 V AC + DC
Display	LCD, 4000 Count
Resistance	4, 40, 400, 400k, 4, 40M Ohms
Jaw Opening	1.02" (26 mm)
Measurement Category	CAT III, 600V

CAT. NO.	UPC NO.	DESCRIPTION
CM-450	12726	AC Clamp-on Meter, True RMS
TSG-3	12034	Sure-Grip Test Leads
TC-5	07588	Carrying Case

AC Clamp-on Meter



CM-410

- Measures to 600 volts AC and DC, and 400 amps AC
- Data hold to capture important readings
- Audible continuity test
- Auto power off for longer battery life
- Accessories included: (2) 1.5V AAA batteries, test leads and carrying case
- Lifetime Limited Warranty

SPECIFICATIONS

Amperage Measurement	200, 400A AC
Voltage Measurement	200, 600V
Display	LCD, 2000 Count
Resistance	2, 20, 200, 200k, 2, 20M Ohms
Jaw Opening	1.06" (27 mm)
Measurement Category	CAT III 600V

CAT. NO.	UPC NO.	DESCRIPTION
CM-410	73420	AC Clamp-on Meter, 400A
00606	00606	Test Leads
TC-5	07588	Carrying Case



Clamp-on Meter



CM-330

- AC current measuring capability up to 400 amps
- Compact size, fits easily into tool pouch
- Data hold and Max hold to capture important readings
- 2000-Count LCD
- Lifetime Limited Warranty
- Accessories included: (1) 9V battery and carrying case
- Lifetime Limited Warranty

SPECIFICATIONS

Amperage Measurement	20, 200, 400A AC
Display	LCD, 2000 Count
Jaw Opening	1.18" (30 mm)
Measurement Category	CAT III, 600V

CAT. NO.	UPC NO.	DESCRIPTION
CM-330	11865	Clampmeter, 400A AC
TC-5	07588	Carrying Case



CIRCUIT TRACING

Circuit Tracer Application Guide

FEATURE	CIRCUIT SEEKER CS-8000	CLOSED CIRCUIT 2007
Locate and identify breakers	•	•
Locate and identify fuses	•	•
Locate and identify blown fuses	•	
Trace concealed wiring in walls and floors	•	•
Locate junction box relays and transformers	•	•
Locate switch gear	•	•
Find shorts to ground	•	•
Trace wires in PVC (nonmetallic conduit)	•	•
Find opens in a circuit	•	
Localize power and lighting panels	•	•
Operate on energized circuits	•	•
Operate on low voltage circuits	•	•
Operate on high voltage circuits (600VAC)	•	
Operate on unenergized circuits	•	• ¹
Trace shielded cable	•	
Trace metal conduit	• ²	•
Sort wires and trace coax cable	•	
Auto gain circuitry for improved accuracy	•	
AC voltage range	0-750V	9-300V
DC voltage range	0-750V	9-300V
Distance – receiver from transmitter	300 ft.-4 mi. ³ (915 m-6.5 km)	3-4 miles (4.9 km-6.5 km)
Transmitter battery	(2) AA	—
Receiver battery	(2) AA	9V

1. For circuits without power, hook-up a 9V battery in series with the circuit and transmitter to power the line.

2. Closed circuit applications only.

3. Depends on application – shorter distances for open circuit tracing, longer distances for closed circuit tracing applications.

CS-8000 Circuit Seeker™ Circuit Tracer



Features:

- Advanced patented non-directional sensing technology
- Superior sensitivity and functionality providing for accurate tracing & locating
- Ergonomic receiver with information-rich full-color graphical LCD
- Graphics and audible signal provide quick and easy to understand tracing feedback
- Traces concealed wiring, locates junction boxes, and finds breakers for live or open circuits
- Locates and identifies blown fuses
- Finds shorts and breaks in conductors
- Low pitch, high volume audible indicator
- User-selectable automatic or manual gain capability for fast, convenient use
- Can be used on GFCI protected circuits
- Automatic backlight on receiver maximizes battery life
- Supports transmitter-to-receiver distances up to 4 miles for closed circuit tracing
- Lifetime Limited Warranty

SPECIFICATIONS

Capacity	0 to 750V AC/DC
Frequency	15.15 kHz
Receiver Range	up to 20' (6 m) Live Line Mode; up to 10' (3 m) Open Line with metallic connection to ground; 1-3' (.3-.9 m) with capacitive ground reference
Weight	4.3 lbs. (1950 g)



CS-8000

CAT. NO.	UPC NO.	DESCRIPTION
CS-8000	12126	Circuit Seeker
R 12849	12849	Transmitter
R 12850	12850	Receiver
R 10057	10057	Alligator Clips (2)
R 10054	10054	AC Blade
R 12852	12852	AC Plug Adapter
R 12853	12853	Extension Leads (2)
R 12851	12851	Carrying Case



CS-8000 (Kit)

Power Finder® Closed Circuit Tracer



2007

- Fast, simple energized circuit tracing
- Traces circuits in nonmetallic conduit
- Finds shorts to ground
- Supports transmitter-to-receiver distances up to 4 miles (6.5 km)
- Accessories included: transmitter plug, (2) receptacle blades, test leads, (1) 9V battery and carrying case
- Lifetime Limited Warranty

SPECIFICATIONS

Capacity	2007 - 9 to 300V AC/DC
Case Size	12" x 8-3/4" x 2" (305 mm x 222 mm x 51 mm)
Weight	2.4 lbs. (1089 g)
Distance	3000 ft. - 4000 ft. (915m - 1220m)

CAT. NO.	UPC NO.	DESCRIPTION
2007	36924	Power Finder Closed Circuit Tracer
36925	36925	Receiver*
36926	36926	Transmitter*
36928	36928	Transmitter Plug*
36929	36929	Receptacle Blades (2), AC*
36930	36930	Test Lead*
36927	36927	Plastic Case*

* 2007 includes these items

LOCATORS

Locators Application Guide

FEATURE	BLL-200	501	PE2003	508S	521A
Trace concealed wiring in walls and floors		•		•	
Locate junction box relays and transformers	•				
Locate switch gear	•				
Find shorts to ground			• ²		• ¹
Trace wires in PVC (nonmetallic conduit)	•	•		•	
Find opens in a circuit			• ²		•
Localize power and lighting panels	•	•		•	
Operate on energized circuits	•	•		•	
Operate on low voltage circuits	•	•	•	•	
Operate on high voltage circuits (600VAC)	•				
Operate on unenergized circuits	•	•	•	•	•
Trace shielded cable	•	• ³		• ³	• ³
Trace buried metal conduit					
Trace coax cable	•	• ⁵		• ⁵	• ⁴
Auto gain circuitry for improved accuracy	•				
AC voltage range	0-600V	0-240V	0-240V	0-240V	0-120V
DC voltage range	0-300V	0-500V	0-400V	0-500V	0-250V
Distance—receiver from transmitter	5,000 ft.	• ⁷	5000 ft.	1000 ft.	• ⁶
Transmitter battery	(4) AA	(8) AA	12V rechargeable	(1) 9V	(8) D
Receiver battery	(4) AA	(1) 9V	(1) 9V	(1) 9V	(1) 9V

1. 10,000 ohms and less—both ends isolated from grounds.

2. Does not locate the path—has to be predetermined and only in direct burial applications; 5,000,000 and less.

3. Transmitter connected to metallic shield.

4. Will trace coax providing the bond is in place at the remote end—will disrupt service.

5. No sorting (high RF bleeds) can trace coax if transmitter connected to braid.

6. Low frequency locators need a "path to earth" (dirt), 5000 ft. on an open conductor and 2500 ft. on a metallic pipe at 3 ft. deep.

7. Direct Connection 4,000 ft at 7 ft deep

Inductive Coupler 1,000 ft at 3 ft deep

Inductive Antenna 700 ft at 3 ft deep

BURIED FACILITY LOCATION AND MARKING

Tracker II



HS-1 (08695)

Optional headset is available for use in high-traffic areas or other noisy environments.

HS-1

CAT. NO.	UPC NO.	DESCRIPTION
501	08662	Tracker II
501T	60353	Transmitter
501R	60352	Receiver
IC1	60354	Inductive Clamp
CS16	60355	Transmitter Cord Set
500CA	60351	Case with Antenna

- Traces the path and determines the depth of wires and metallic pipes on active or dead systems without having to deactivate the system
- Lightweight receiver provides audible and visual indications of signal strength
- Transmitter output and receiver sensitivity are fully adjustable for maximum accuracy
- Transmitter offers three methods of connection: direct, inductive coupler and inductive antenna
- Includes transmitter assembly, receiver assembly, inductive coupler (clamp), built-in inductive antenna, two 8' (2.4 m) test leads with heavy-duty alligator clips and durable polyethylene case
- High frequency transmitter provides range up to 4,000' (1,219 m) and depths up to 7' (2 m)
- Receiver is 32" long (813 mm)
- Battery operated (eight AA and one 9V battery is included)
- Molded carrying case included

SPECIFICATIONS

Power Requirements	Transmitter – (8) AA batteries; Receiver – (1) 9V battery
Battery Life	Transmitter – 30 hours nominal; Receiver – 10 hours nominal
Transmitter Frequency	447.5kHz
Transmitter Power	40Vp-p (140mW) maximum
Voltage Protection	240VAC/500VDC
Automatic Shut Off	90 Min. Transmitter and Receiver
Construction	Transmitter/Receiver – powder coated aluminum Case – vacuum formed polyethylene
Dimensions	Transmitter – 4.25" x 3" x 3.25" (108 x 76.2 x 82.6 mm) Receiver – 32" x 2.75" x 4" (812.8 x 69.9 x 101.6 mm) Case – 33.5" x 8.25" x 3.75" (850.9 x 209.6 x 95.3 mm)
Weight	6.7 lbs. complete kit (3.04 kg)

Buried Line Locator



- LED and LCD signal strength indicators make it quick and easy to find exact line location
- Lightweight and ergonomically balanced
- Automatic signal boost makes it easy to trace lines, even those with very weak signals
- Receiver may be used in active or passive mode
- Receiver locates multiple passive frequencies with a single setting
- Receiver automatically locks out passive range when it detects a transmitter signal, reducing the chance of tracing other lines carrying weaker signals
- Microprocessor-based circuitry delivers increased accuracy and features auto-gain control in all environments
- Traces 20' (6 m) underground and provides depth readings up to 15' (4.57 m)
- Transmitter can be connected to live lines up to 600V
- Molded carrying case included
- Lifetime Limited Warranty

CAT. NO.	UPC NO.	DESCRIPTION
BLL-200	07796	Buried Line Locator

SPECIFICATIONS

Transmitter		Receiver	
Operating Voltage	0-600VAC, 0-300 VDC	Depth Range	Measures: 0-15 ft Traces: 0-20 ft
Current	13mA (open line) 150mA (live or shorted line)	Depth Resolution	0.1 ft. increments
Frequency	33.3kHz	Passive Trace Frequency	- 12Hz-24kHz
Operating Temperature	0°F to 120°F (-17°C to 50°C)	Operating Temperature	0°F to 120°F (-17°C to 50°C)
Size	7.5" x 4" x 2.1" (190.5 mm x 101.6 mm x 53 mm)	Size	4.1" x 8.5" x 38" (104.1 mm x 215.9 mm x 965.2 mm)
Power	6 VDC (4 AA batteries)	Power	6 VDC (4 AA batteries)
Weight	15 oz. (425 g) (with batteries and clamp)	Weight	1 lb. 12 oz. (794 g)

Pulser Fault Locator



- Identifies the exact location of even the smallest breaks in insulation by "pulsing" a high-voltage signal that radiates into the earth at the location of the faults
- With the A-frame mounted receiver, a visual analog meter points the way to the source of the voltage
- Multiple faults on a single wire can be identified indicating the need to replace instead of repair
- Extra-long test leads feature heavy-duty alligator clips for use on multiple cable types
- Includes a rechargeable transmitter, receiver, A-frame, ground stake, 120V charger and a 12V DC (cigarette lighter) adapter
- Battery operated (one 12V and one 9V battery are included)
- Molded carrying case included

SPECIFICATIONS

Power Requirements	Transmitter: (1) 12V rechargeable battery Receiver: (1) 9V battery
Battery Life	Transmitter: 23 hours per charge; Receiver: 200 hours
Transmitter Power	2400VDC peak
Voltage Protection	240VAC/400VDC
Construction	Transmitter – aluminum housing in polyethylene case Receiver – powder coated aluminum
Dimensions	Transmitter – 17" x 8.5" x 6.5" (421 mm x 215 mm x 160 mm) in case Receiver – 33.5" x 21.75" x 3.25" (840 mm x 550 mm x 8 mm) on A-Frame
Weight	12.5 lbs. (5.7 kg) complete

CAT. NO.	UPC NO.	DESCRIPTION
PE2003	08666	Pulser
2000H	60357	Transmitter (Includes CH1 & CH2)
2000R	60358	Receiver
AF2	60482	A-Frame
CH1	60360	AC Charger
CH2	60361	DC Charger
59F0002	66216	Battery, Replacement (12V 2.5 Ah)

Wire Finder/Mini Locator



- Traces energized or non-energized wires in walls and drop ceilings
- Provides reliable results on buried cables to depths of 3' (1 m) and lengths up to 1000' (308 m)
- Determines the approximate depth of the wire before digging
- Compact design and easy-to-understand operations
- Fully adjustable transmitter and receiver for accurate locating
- Quick change test leads for use in any industry, even international power outlets
- Voltage protection to allow use on live AC circuits
- Automatic shut-off to prevent accidental battery discharge
- Housed in a durable, molded carrying case with a quick reference operation guide on the inside of the lid
- Battery-operated: (2) 9V batteries included

SPECIFICATIONS

Power Requirements	(1) 9V each (transmitter and receiver, included)
Battery Life	Transmitter 35 hours nominal; Receiver 20 hours nominal
Transmitter Frequency	447.5kHz
Transmitter Power	9Vp-p (11mW)
Voltage Protection	240VAC/500VDC
Construction	Transmitter/Receiver – high-impact ABS plastic, Case – vacuum-formed polyethylene
Dimensions	Transmitter – 4" x 2.3" x 1" (101.6 x 58.4 x 25.4 mm), Receiver – 6" x 2.35" x 1" (152.4 x 59.7 x 25.4 mm), Case – 9.5" x 8" x 3" (241.3 x 203.2 x 76.2 mm)
Weight	2.6 lbs. (1.2 kg)

CAT. NO.	UPC. NO.	DESCRIPTION
508S	08678	Wire Finder/Mini Locator
508ST	60363	Transmitter
508SR	60364	Receiver
CS14	60366	Alligator Clip Cord set
CS15	60367	AC Outlet Cord set

Wire and Valve Locator



CAT. NO.	UPC NO.	DESCRIPTION
521A	86788	Wire and Valve Locator
521A-R	12623	Receiver
HS-1	08695	Headset



- Adjustable transmit power allows you to select the best signal for maximum performance
- Transmitter's high power output offers extended range and use on higher resistance wire paths that other locators can't touch
- Receiver provides both audible and visual indications of signal strength
- Lightweight receiver wand makes it easy for you to move along quickly to locate even the longest wire path
- Rugged headphones block ambient noise and improve "feel" for the signal
- Includes transmitter, receiver, headset, ground stake and complete instructions
- Battery-operated: (8) "D" Cells and (1) 9V

SPECIFICATIONS

Power Requirements	Transmitter: (8) "D" Cell; Receiver: (1) 9V battery
Battery Life	Transmitter: 50 hours nominal Receiver: 100 hours nominal
Transmitter Frequency	1748Hz
Transmitter Power	750Vp-p 285Vrms
Voltage Protection	120VAC/250VDC
Construction	Powder-coated aluminum housing in polyethylene case
Case Dimensions	33.5" x 8.25" x 3.75"
Weight	12 lbs. complete

Station Master™ Pro



- Troubleshoot irrigation systems
- Activate and cycle solenoids
- Test solenoids for continuity
- Send tone to identify wires
- Measure clock voltage
- Low battery indication
- Easy-to-understand LEDs
- Test leads with "Bed-of-Nails" and piercing Pin Clips
- 1-year limited warranty

SPECIFICATIONS

Minimum Voltage for Clock LED	15 VAC (LED intensity increases as voltage increases)
Minimum Battery while Testing	10.5 VDC
Maximum Input Voltage between Test Leads	28 VAC
Solenoid Circuit Recharge Time	2.5 seconds
Maximum Distance Range to Activate one Solenoid	12 AWG Loop 3000-13000 feet 14 AWG Loop 2000-8500 feet 18 AWG Loop 500-3000 feet
Power Source	9V alkaline batteries
Battery Life	3 hours continuous
Operating/Storage Temp.	32°F - 122°F (0° - 50°C)

CAT. NO.	UPC NO.	DESCRIPTION
24B	86786	Station Master Pro
24BK	86787	Station Master Pro Kit
700C	08683	Carrying Case



BASIC ELECTRICAL KITS

Basic Electrical Kit



TK-30A



DM-25

- Use to measure voltage and check 1.5V and 9V batteries
- AC/DC voltage measurement
- Built-in test leads, no loose parts to lose
- Resistance measurement
- Audible continuity and diode tests
- Lifetime Limited Warranty

SPECIFICATIONS

Voltage Measurement	AC V: 200.0, 600V; DC V: 20.00, 200.0, 600V
Resistance Measurement	200.0, 2000 Ω; 20.00, 200.0, 2000 kΩ
Display Counts	2000
Measurement Category	CAT III, 600V



GT-11

- Safe, non-contact voltage detection
- Bright LED and audible alarm sound if voltage is present
- On/Off switch for longer battery life
- Convenient pen-size device easily fits into pockets or tool pouches
- Use to detect voltage in outlets, lighting fixtures, circuit breakers, wires and cables or to find a break in a wire
- Lifetime Limited Warranty

SPECIFICATIONS

Voltage Detection	50 - 1000 VAC
Frequency	50-500 HZ
Measurement Category	CAT IV, 1000 VAC



TK-30AGFI



GT-10 and GT-10GFI

- Use to trouble shoot 120V AC grounded outlets
- Light sequence indicates correct or incorrect
- GT-10GFI also tests GFCI receptacles
- Lifetime Limited Warranty

SPECIFICATIONS

Voltage Detection	120V AC
Listed	UL 1436

CAT. NO.	UPC NO.	DESCRIPTION
TK-30A	00880	Electrical Kit, Basic
TK-30AGFI	01575	Electrical Kit, GFCI

CIRCUIT VERIFYING

Polarity Cubes



GT-10

- Use to troubleshoot 120V AC grounded outlets
- Light sequence indicates correct/incorrect wiring
- Lifetime Limited Warranty

GT-10GFI

- Use to troubleshoot 120V AC grounded outlets and test GFI receptacles
- Light sequence indicates correct/incorrect wiring
- Lifetime Limited Warranty

CAT. NO.	UPC NO.	DESCRIPTION
GT-10	12124	Cube, Polarity
GT-10GFI	12125	Tester, Circuit GFI

GFCI and Circuit Tester



- Allows instant testing of GFCI receptacles or GFCI circuit breaker protected circuits
- Checks 120VAC grounded outlets for correct/incorrect wiring
- LED indicators signal correct wiring, open ground, open neutral, open hot, hot/ground reversed and hot/neutral reversed
- Lifetime Limited Warranty

SPECIFICATIONS

Capacity	120VAC, 3-wire systems
Time	4-second interval between mA test impulses; 200 ms pulse duration
Size	5-3/8" x 2-5/8" x 1-3/4" (137 mm x 67 mm x 44 mm)
Cord length	16" (406 mm)
Weight	0.5 lb. (227g)
Accuracy	Current: 10% at nominal voltage; Time: approx. 12%
Measurement Category	CAT II, 150V

CAT. NO.	UPC NO.	DESCRIPTION
5708	34523	GFCI and Circuit Tester
5708-C*	07640*	GFCI and Circuit Tester

* Includes Certificate of Calibration

INSULATION TESTING

Insulation Testing Comparison Chart

FEATURE		5990	5882	5880
Test voltage	250V		•	
	500V	•	•	•
	1000V	•	•	•
	2500V	•		
	5000V	•		
Range	250V		50k-2000MΩ	
	500V	500k-500GΩ	100k-2000MΩ	100k-2000MΩ
	1000V	700k-500GΩ	200k-2000MΩ	200k-2000MΩ
	2500V	5M-500GΩ		
	5000V	20M-500GΩ		
Continuity			0-20Ω	0-20Ω
Resistance			0-400kΩ	0-400kΩ
Display type		Analog	Digital	Digital
Backlit			•	•
Count			4000	4000
Analog bar graph			•	•
Measurement Category		III, 600V	II, 300V	II, 300V
UL			•	•
CE		•	•	•

5kV Megohmmeter



- Four test voltages: 500V, 1000V, 2500V, and 5000V
- Resistance measurement range up to 500GΩ
- Extra-large analog display for easy viewing
- Accessories included: (4) 1.5V D batteries, integrated carrying case, test leads, probes and snap-on test lead pouch
- Lifetime Limited Warranty

SPECIFICATIONS

Insulation Tests

Test Voltage	500, 1000, 2500, 5000V
Range	500k to 500GΩ
Voltage Test Range	600V AC/DC
Measurement Category	CAT III, 600V

CAT. NO.	UPC NO.	DESCRIPTION
5990	07665	5kV Megohmmeter
87121	87121	Probes
86999	86999	Leads



Digital/Analog Megohmmeter



5883



5882

5880 features:

- Auto-ranging AC/DC default voltmeter with test inhibitor and warnings for enhanced user safety
- Extra-large digital display with backlight and analog bar graph
- Weather resistant against dust and water to IP44
- Multiple test voltage ranges
- Measure up to 2000MΩ resistance
- Accessories included: (6) 1.5V AA batteries, test leads and case
- Lifetime Limited Warranty

5882 adds:

- Tests three voltage ranges: 250, 500 and 1000V
- Timer function for dielectric absorption and polarization index measurements

5883 (optional accessory):

- Remote probe, pushbutton and flashlight for added convenience

SPECIFICATIONS

Insulation Tests

Test Voltage 5882: 250, 500, 1000V

5880: 500, 1000V

Range

250V: 50k – 2000MΩ

500V: 100k – 2000MΩ

1000V: 200k – 2000MΩ

Automatic Discharge

1.5 sec/μF, 300 KΩ impedance

Continuity Range

0-20Ω

Resistance Range

0-400kΩ

Voltage Test Range

0-600V AC/DC

Display

4000-count, backlight 34-segment analog bar graph

Measurement Category

CAT II, 300V

CAT. NO.	UPC NO.	DESCRIPTION
5882	07573	Digital/Analog Megohmmeter
5882-C*	07639*	Digital/Analog Megohmmeter
5880	07572	Digital/Analog Megohmmeter
5880-C*	07638*	Digital/Analog Megohmmeter
5883	07591	Remote Probe
87073	87073	Test Lead Kit



* Includes Certificate of Calibration

PHASE SEQUENCE

Phase Sequence Indicator



5702

- Identifies L1, L2, L3 phases and indicates phase rotation before installation
- Clockwise and counterclockwise indication via neon lamps
- Lifetime Limited Warranty

SPECIFICATIONS

Live Phase Indicators	Three neon lamps
Motor Rotation Indicators	Two neon lamps
Measurement Category	CAT III, 600V

CAT. NO.	UPC NO.	DESCRIPTION
5702	07574	Phase Sequence Indicator

INFRARED THERMOMETER

TG-1000 & TG-2000 Infrared Thermometers



TG-2000

TG-1000

Both TG-1000 and TG-2000 offer:

- Safe, non-contact temperature measurement
- Display temperatures in either Fahrenheit or Celsius
- Adjustable emissivity for optimum temperature reading accuracy on a wide range of materials and surfaces
- Min, Max, Difference and Average temperature functions
- Backlit display for easy readings in any environment

TG-1000 Features:

- Laser spot indicator showing approximate center of target measurement area

TG-2000 Features

- Wider Temperature range
- Higher distance-to-spot (D:S) Ratio for measuring smaller targets or at greater distances
- Dual lasers indicate approximate diameter of target measurement area

SPECIFICATIONS	TG-1000	TG-2000
Range – °F	-76 ~ 1022	-76 ~ 1157
Range – °C	-60 ~ 500	-60 ~ 625
D:S Ratio	12:1	16:1
Laser	•	Dual
K-Type Contact		•
Emissivity	.10 ~ 1.00	.10 ~ 1.00
Backlight	•	•
Alarms	Hi/Low	Hi/Low



CAT. NO.	UPC NO.	DESCRIPTION
TG-1000	00103	Infrared Thermometer
TG-2000	00104	Dual Laser Infrared Thermometer

Bead Temperature Probe



- For surface and air/gas temperature measurement
- Not suitable for liquids
- Measurement range: -40°F to 399°F (-40°C to 204°C)
- Probe length: 39.4" \pm 0.2" (1 m \pm 5 mm)
- Type K thermocouple
- Lifetime Limited Warranty

CAT. NO.	UPC NO.	DESCRIPTION
TPB	07592	Bead Temperature Probe

SPECIALTY TESTERS

Sound Level Meter



- Noise measurement adapted to dB(A) weighting
- Compact and light, easy to take to any site
- Accessories included: (1) 9V battery
- Lifetime Limited Warranty

SPECIFICATIONS

Capacity	Low – 35 to 80dB; High – 75 to 120dB
Audible Range	"A" Scale
Frequency	20-20,000Hz
Weight	8 oz. (227g)
Size	6-3/8" x 2-1/2" x 1-1/2" (162 mm x 64 mm x 38 mm)

CAT. NO.	UPC NO.	DESCRIPTION
93-20	34451	Sound Level Meter

Digital Light Meter



93-172

- Measures incandescent, fluorescent, metal halide, high-pressure sodium and halogen lamp output
- Color and cosine-corrected for enhanced accuracy
- Measures up to 50,000 lux
- Peak and data hold means no lost measurements
- Accessories included: (1) 9V battery and carrying case
- Lifetime Limited Warranty

SPECIFICATIONS

Ranges

Foot Candles 0.01-5,000Fc (20/200/2,000/5,000)

Lux 0.1-50,000 lux (200/2,000/20,000/50,000)

Accuracy

Incandescent Light Source ± 4%

Other Light Sources ± 7%

Temperature Range 0° to 40° C (32° to 104° F)

Sampling Rate 2.5 times per second

CAT. NO.	UPC NO.	DESCRIPTION
93-172	06060	Digital Light Meter
93-172-C*	07084*	Digital Light Meter
R 06200	06200	Carrying Case
R 06061	06061	Sensor
R 06083	06083	Sensor Case

* includes Certificate of Calibration

Gas Lamp Tester



5715

- Test most fluorescent lamps, low pressure sodium vapor, high pressure sodium discharge lamps, neon tubes, mercury vapor and metal halide lamps
- Checks starters, resistors, ignitors, capacitors and photo cells
- Indicates AC/DC voltage and continuity
- Includes detachable antenna, batteries, leads, probes, clamps and holster
- Lifetime Limited Warranty

SPECIFICATIONS

Capacity Voltage – up to 500 VAC & VDC; Continuity – to 300kΩ


Size 6" x 2-3/4" x 1-3/4" (152 x 70 x 45 mm); Antenna – 27" (686 mm)

Weight 2.4 lbs. (1.1 kg)

Batteries 2-9V, included

CAT. NO.	UPC NO.	DESCRIPTION
5715	34529	Gas Lamp Tester
R 5713	34528	Holster
R 5710	34525	Antenna
R 5786	34574	Small Alligator Clamps (2)
R 5783	34556	Push-on Probes (2)

Lamp Tester



LT-100

- Tests HID and fluorescent lamps
- Live conductor sensing
- Compact, rugged housing with carrying case (included)
- Accessories included: (1) 9V Battery and carrying case
- Lifetime Limited Warranty

SPECIFICATIONS

Live Conductor Indication	60-250VAC, 40-60Hz
Continuity Verification	0-5MΩ (test current: <7μA)
Lamp Tester Voltage	3kV/160kHz (test current: <200μA)
Measurement Category	CAT II, 250V

CAT. NO.	UPC NO.	DESCRIPTION
LT-100	07541	Lamp Tester
TC-10	07534	Deluxe Carrying Case (included)

ACCESSORIES

Sure-Grip Test Leads



TSG-3

- 39" (1 m) long flexible silicon insulated wire
- Right-angle meter plugs
- Comfort-grip overmolded probes
- Gold plated tips for low contact resistance
- Set of 2 leads, one black and one red
- Measurement Category IV, 1000V per UL-61010
- Maximum current 10 amps
- Lifetime Limited Warranty

CAT. NO.	UPC NO.	DESCRIPTION
TSG-3	12034	Sure-Grip Test Leads

93-30 Line Splitter (NEMA 5-15)



93-30

- For use with all models of clamp-on meters
- Splits lines for independent testing with clamp-on meter
- Lifetime Limited Warranty

SPECIFICATIONS

Size	4-5/8" x 1-3/4" (118 mm x 45 mm)
Weight	0.1 lb. (45g)

CAT. NO.	UPC NO.	DESCRIPTION
93-30	34452	93-30 Line Splitter (NEMA-5-15)

Deluxe Carrying Case



TC-5



- Durable nylon carrying case
- Inside pocket for test leads
- With carry strap and double-stitched belt loop
- Lifetime Limited Warranty

SPECIFICATIONS

Size 7-3/4" x 3" x 1-1/2" (196.9 mm x 76.2 mm x 38.1 mm)

CAT. NO.	UPC NO.	DESCRIPTION
TC-5	07588	Deluxe Carrying Case

Deluxe Carrying Case



TC-10



- Durable nylon carrying case
- Inside pocket for test leads
- With carry strap and double-stitched belt loop
- Lifetime Limited Warranty

SPECIFICATIONS

Size 9-3/8" x 3-1/2" x 2" (240 mm x 90 mm x 50 mm)

CAT. NO.	UPC NO.	DESCRIPTION
TC-10	07534	Deluxe Carrying Case

Deluxe Carrying Case



TC-15



- Durable nylon carrying case
- Inside pocket for test leads
- With carry strap and double-stitched belt loop
- Lifetime Limited Warranty

SPECIFICATIONS

Size 11-1/4" x 3" x 2" (285.8 mm x 76.2 mm x 50.8 mm)

CAT. NO.	UPC NO.	DESCRIPTION
TC-15	07595	Deluxe Carrying Case

Deluxe Carrying Case



TC-30



- Durable nylon carrying case
- Inside pocket for test leads
- With carry strap and double-stitched belt loop
- Lifetime Limited Warranty

SPECIFICATIONS

Size 11-1/4" x 4-1/2" x 2 1/8" (285 mm x 115 mm x 55 mm)

CAT. NO.	UPC NO.	DESCRIPTION
TC-30	07536	Deluxe Carrying Case

Deluxe Carrying Case



TC-20

- Durable nylon carrying case
- Inside pocket for test leads
- With carry strap and double-stitched belt loop
- Lifetime Limited Warranty

SPECIFICATIONS

Size 7-3/4" x 6-1/4" x 2" (196.9 mm x 158.8 x 50.8 mm)

CAT. NO.	UPC NO.	DESCRIPTION
TC-20	07535	Deluxe Carrying Case

Fuse Selection Guide

SUITABLE FUSES	Bussman GDA-160mA Littelfuse 216.160	Bussman GDA-315mA Littelfuse 216.315	Bussman KTK-4/10 Littelfuse BLS-4/10	Bussman DMW-B-44/100 Littelfuse FLU 44 Ferraz FSM44/100	Bussman GDA-500mA Littelfuse 216.500	Ferraz 500V FA 0.63A 6,3x32 Siba 189 020.0.630	Ferraz 660V FA 0.63A 6,3x32	Bussman AGC-10	Bussman KTK-10 Littelfuse KLK-10	Bussman DMW-B-11-A Littelfuse FLU011 Ferraz FSM11	Ferraz 500V FA 12,5A 6,3x32 Siba 189 020.12.5	Bussman KTK-15 Littelfuse KLK-15
AM-6												
DM-45												
DM-65												
DM-200												
DM-200A												
DM-210												
DM-210A												
DM-310												
DM-330												
DM-350												
DM-500												
DM-510												
DM-510A												
DM-800												
DM-810												
DM-810A												
DM-820												
DM-820A												
DM-830A												
DM-860												
DM-860A												
DML-430												
DML-430A												
DML-54												
5878												
5880												
5882												
FUSE RATINGS												
AMPERAGE	160 mA	315 mA	400 mA	0.44A	500 mA	0.63 A	0.63 A	10 A	10 A	11 A	12.5 A	15 A
VOLTAGE	250V	250V	600V	1000V	250V	500V	660V	250V	600V	1000V	500V	600V
INTERRUPTING RATING (AMPS)	1,500	1,500	10,000	10,000	1,500	150,000	30,000	200	100,000	10,000	20,000	100,000

SOFTWARE COMPATIBILITY

	DMSC-2U	DMSC-9U	DMSC-9	CMSC-1U
DM-200				
DM-200A				
DM-210				
DM-210A				
DM-510A				
DM-800				
DM-810				
DM-810A				
DM-820				
DM-820A				
DM-830A				
DML-54				
DML-430				
DML-430A				
CMI-2000				

Instrument Case Compatibility

CASE CATALOG NO. CASE UPC NO.	TC-5 07588	TC-10 07534	TC-20 07535	TC-28 07715	TC-30 07536	TC-40 19216	TC-50 07746	TC-55 07747
CM-330	•							
CM-410	•							
CM-450	•							
CM-600 Series		•						
CM-800 Series		•						
CM-900 Series		•						
CM-1300 Series					•			
CM-1500 Series					•			
CMA-40	•							
CMA-60		•						
CMAF Series			•	•				
CMI-100					•		•	
CMI-200					•			•
CMP-200					•			•
CMT-80	•							
CMT-90		•						
CSJ-100	•							
DM-25						•		
DM-45			•					
DM-65			•					
DM-200 Series			•			•		
DM-300 Series			•			•		
DM-500 Series			•			•		
DM-800 Series			•	•				
DML Series			•	•				
GT-65	•							
GT-95	•							
GT-220			•			•		
GT-540			•			•		
LT-100		•						
2010		•						
5702			•					
5708		•				•		
5779			•					



STORAGE & MATERIAL HANDLING

CONTRACTORS RELY ON GREENLEE STORAGE AND MATERIAL HANDLING SOLUTIONS TO KEEP PRODUCT SAFE. FROM SMALL CHESTS TO LARGE FIELD OFFICES, AND NOW WITH NEWLY-DESIGNED ERGONOMIC FEATURES, GREENLEE STORAGE AND HANDLING SOLUTIONS ARE BUILT AS TOUGH AS THE TRADE.

Contents

Chests	428
Slant-Top Boxes	429
Flat-Top Boxes	430
Utility Cabinets	431
Mobile Workbench	432
Welder's Boxes	433
Replacement Parts	433
Compact Field Office	435
Wire And Cable Handling	436
GMX Material Carts	441
Reel Rollers	444
Rope Stands	444



© Registered: The color green for job boxes is a registered trademark of Greenlee Textron Inc.
 * Items in box are not included.
 Master Lock® is a registered trademark of the Master Lock Company.



STORAGE

Chests



2460

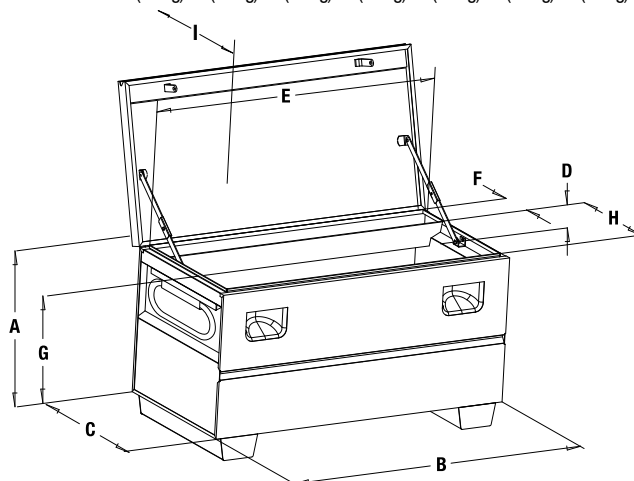


Optional casters available for increased mobility.
See page 433 for options

- Recessed and concealed lock protectors for maximum security against drilling and cutting lock (Model 1332 and 1636 one lock protector only)
- Finger-groove lid handle for easy opening
- Convenient storage tray on back wall for small items (Models 2448, 2460, 2472, 3048)
- "X" models do not include rear tray for larger opening
- Heavy-duty piano hinges with non-removable pin
- Patented, ergonomically designed fold-down recessed handles
- Angled 3-1/2" high support skids feature threaded holes for easy caster installation
- Recommend #1 and #5 Master Lock® padlocks or equivalent
- Made in the USA

SPECIFICATIONS

	1332	1636	2142	2448	2460	3048	2472
Capacity FT ³	4.9	6.7	9.7	16.6	20.8	25	25
Weight	78 lbs. (35 kg)	101 lbs. (46 kg)	124 lbs. (56 kg)	159 lbs. (72 kg)	184 lbs. (83 kg)	200 lbs. (91 kg)	214 lbs. (97 kg)



DIMENSIONS

	A	B	C	D	E	F	G	H	I
1332	14"	32"	19"	—	29.5"	—	—	—	16.75"
1636	17"	36"	19"	—	33.5"	—	—	—	16.75"
2142	20"	42"	20"	—	39.5"	—	—	—	17.75"
2448	25"	48"	24"	4"	45.5"	4"	19"	15.5"	21.75"
2448X	25"	48"	24"	—	45.5"	—	—	15.5"	21.75"
2460	25"	59"	24"	4"	57.5"	4"	19"	15.5"	21.75"
2460X	25"	59"	24"	—	57.5"	—	—	15.5"	21.75"
3048	30"	48"	30"	4"	45.5"	4"	24"	21.5"	27.75"
3048X	30"	48"	30"	—	45.5"	—	—	21.5"	27.75"
2472	25"	72"	24"	4"	69.5"	4"	19"	15.5"	21.75"
2472X	25"	72"	24"	—	69.5"	—	—	15.5"	21.75"

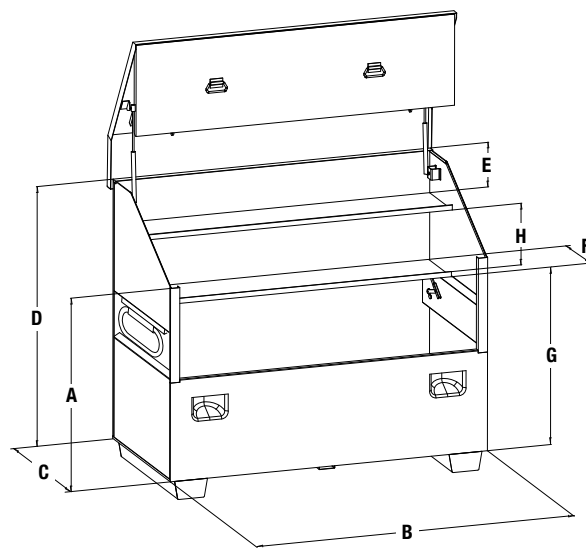
CAT. NO.	UPC NO.	DESCRIPTION
1332	38717	Storage chest without tray
1636	38718	Storage chest without tray
2142	31651	Storage chest without tray
2448	23273	Storage chest
2448X	00852	Storage chest without tray
2460	23363	Storage chest
2460X	00858	Storage chest without tray
3048	23362	Storage chest
3048X	00859	Storage chest without tray
2472	07483	Storage chest
2472X	00853	Storage chest without tray

Slant-Top Boxes



- Large capacity storage with traditional slant-top design
- Recessed and concealed lock protectors provide maximum security against drilling and cutting locks
- Channel reinforcements on lid, lock side panels into lid for added security when closed
- Hinged lower shelf enables storage of larger items
- Angled 3-1/2" high support skids feature threaded holes for easy caster installation
- Angled handle recess prevents pinch points
- Features two reinforced steel shelves with large lip to prevent items from rolling off (Model 2260, one shelf only)
- Model 2260 comes with lid support to form waist-high, flat work area
- Patented, ergonomically designed fold-down recessed handles
- Recommend #1 and #5 Master Lock® padlocks or equivalent
- Made in the USA

SPECIFICATIONS	2260	3648	3660
Capacity Ft ³	32	34	44
Weight	273 lbs. (124 kg)	270 lbs. (123 kg)	314 lbs. (142 kg)



DIMENSIONS

	A	B	C	D	E	F	G	H
2260	32"	22"	32"	36"	12"	12"	21"	—
3648	34"	36"	30"	48"	5"	12"	27"	11"
3660	44"	36"	30"	48"	5"	12"	27"	11"

CAT. NO.	UPC NO.	DESCRIPTION
2260	23270	Slant-top box
3648	23276	Slant-top box
3660	23196	Slant-top box



Hinged Lower Shelf



Optional casters available for increased mobility.
See page 433 for options

Flat-Top Boxes



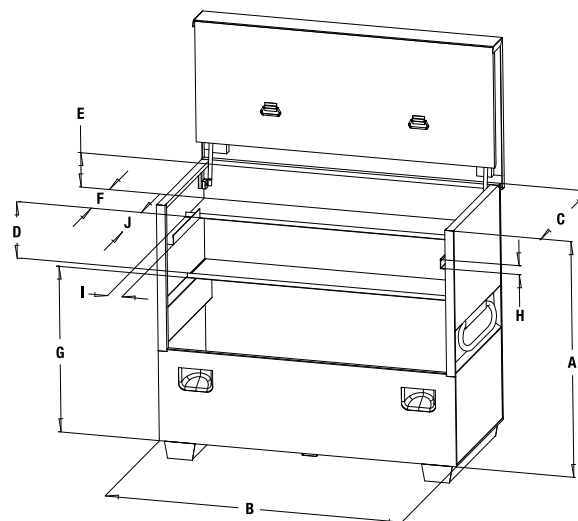
Hinged Lower Shelf



Optional casters available for increased mobility.
See page 433 for options

- Flat-top design provides more storage capacity for tall, bulky items, plus a large work surface for jobsite plans
- Recessed and concealed lock protectors for maximum security against drilling and cutting lock
- Channel reinforcements on lid, lock side panels into lid for added security when closed
- Hinged lower shelf allows for easy storage of larger objects (except Model 3360)
- Side-wall storage (except Model 3360)
- Double hinge cover folds up and out of the way
- Angled 3-1/2" high support skids feature threaded holes for easy caster installation
- Patented, ergonomically designed fold-down recessed handles
- Recommend #1 and #5 Master Lock® padlocks or equivalent
- Made in the USA

SPECIFICATIONS	3360	4848	4860	4872
Capacity FT ³	34.5	40	50	60
Weight	256 lbs. (116 kg)	283 lbs. (128 kg)	358 lbs. (162 kg)	373 lbs. (169 kg)

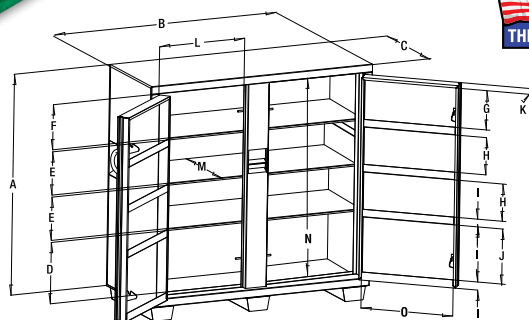


DIMENSIONS

	A	B	C	D	E	F	G	H	I	J
3360	33"	59"	30"	—	12.5"	12"	20"	—	—	—
4848	48"	48"	30"	11"	7"	12"	27"	2"	3"	17"
4860	48"	59"	30"	11"	7"	12"	27"	2"	3"	17"
4872	48"	72"	30"	11"	7"	12"	27"	2"	3"	17"

CAT. NO.	UPC NO.	DESCRIPTION
3360	38719	Flat-Top box
4848	35043	Flat-Top box
4860	35057	Flat-Top box
4872	07487	Flat-Top box

Utility Cabinets



DIMENSIONS

	A	B	C	D	E	F	G	H	I	J	K	L	M	N	O
5660L	56"	59"	24"	15"	10.5"	11.5"	10"	10"	2"	14"	3"	23"	20.5"	50.5"	24"
5660LH	56"	59"	24"	15"	10.5"	11.5"	10"	10"	2"	14"	3"	23"	20.5"	50.5"	24"
5760TD	56"	59"	30"	15"	10.5"	11.5"	10"	10"	2"	14"	3"	23"	26.5"	50.5"	24"

- Recessed and concealed lock protectors for maximum security against drilling and cutting lock
- Flush-mounted doors
- Finger-groove door handles
- Front-door storage
- Large, lower storage areas for bigger items
- Angled 3-1/2" high support skids feature threaded holes for easy caster installation
- Three 3-1/2" high support skids
- Weather-resistant design
- Open storage for shovels, picks, brooms and other long-handled tools (Model 5660LH only)
- Patented, ergonomically designed fold-down recessed handles
- Recommend #1 and #5 Master Lock® padlocks or equivalent
- Made in the USA

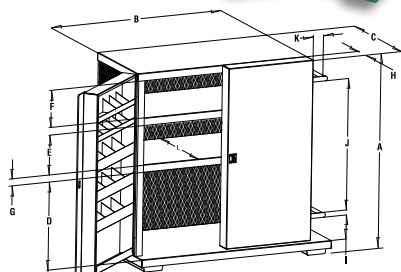
SPECIFICATIONS	5660L	5660LH	5760TD
Capacity FT ³	46	46	59.3
Weight	389 lbs. (176 kg)	375 lbs. (170 kg)	441 lbs. (200 kg)

CAT. NO.	UPC NO.	DESCRIPTION
5660L	38659	Utility cabinet
5660LH	07486	Utility cabinet
5760TD	07969	Utility cabinet



Optional casters available for increased mobility.
See page 433 for options

Mesh Cabinet



- High-visibility mesh screen on three (3) sides
- Forty-eight (48) smaller, individual compartments, enabling storage of smaller tools and accessories
- Platform for long-handle tools
- Sturdy handle for mobility
- Supplied with two (2) swivel casters and two (2) rigid 4" (102 mm) casters for easy mobility (Model 696)
- Recommend #1 and #5 Master Lock® padlocks or equivalent
- Made in the USA

SPECIFICATIONS

Capacity FT ³	37.3
Weight	401 lbs. (182 kg)

CAT. NO.	UPC NO.	DESCRIPTION
5060MESH	04460	Mesh cabinet

DIMENSIONS

A	B	C	D	E	F	G	H	I	J	K	L
52"	48"	28"	22"	10.5"	10"	2"	4"	5"	35"	5.5"	23"

Bi-Fold Cabinet



- Maximum storage capacity with minimum floor space requirements
- Four (4) individual 15" D x 14-1/2" H x 59" W (381 x 368 x 1524 mm) storage compartments on each side
- Reinforced steel shelves welded in place for added strength and durability
- All shelves feature large front lip to keep small items from rolling off
- Each bi-fold section is mounted on four casters for easy opening and closing
- Six (6) swivel and two (2) rigid 6" (152 mm) casters included for easy mobility (Models 503 and 603)
- Recommend #1 and #5 Master Lock® padlocks or equivalent
- Made in the USA

SPECIFICATIONS

Capacity FT ³	60.4
Weight	549 lbs. (249 kg)

DIMENSIONS

A	B	C	D	E	F	G	H	I
58"	59"	15"	13"	13"	12"	1"	57"	14.5"

CAT. NO.	UPC NO.	DESCRIPTION
5860	35068	Bi-Fold cabinet
04339	04339	Latch Repair Kit (5860)
54997	54997	Latch (5860)
54998	54998	Strike (5860)

Mobile Workbench



- Tough composition board work surface on top with built-in chain vise and telescoping wrench stop
- Removable self-stored shelf enables storage of larger items
- Supplied with two (2) locking swivel casters and two (2) rigid 6" (152 mm) casters for easy mobility (Model 703)
- Recessed and concealed lock protectors for maximum security against drilling and cutting lock
- Finger-groove door handles
- Large lower storage areas for bigger items
- Continuous, non-removable hinge pins to prevent theft
- Patented, ergonomically designed fold-down recessed handles
- Recommend #1 and #5 Master Lock® padlocks or equivalent
- Includes heavy-duty chain vise (3548 only)
- Made in the USA

SPECIFICATIONS

Capacity FT ³	20
Weight	293 lbs. (133 kg)

DIMENSIONS

A	B	C	D	E	F	G	H	I	J	K	L	M
30"	48"	24"	11"	20.5"	17.5"	15"	9.5"	2"	13"	3"	17"	27"

CAT. NO.	UPC NO.	DESCRIPTION
3548	31229	Mobile workbench with chain vise
3548X	01513	Mobile workbench without chain vise

Welder's Boxes




1230

- Protects small tools and supplies and comes with a single lock hasp for use with padlock
- Compact side handles for easy portability
- Heavy-duty hinges, plus chain connector to hold lid in open position
- Recommend #1 and #5 Master Lock® padlocks or equivalent
- Made in the USA

SPECIFICATIONS	1230	1531
Capacity FT ³	3.3	4.8
Height	12"	15"
Width	30"	31"
Depth	16"	18"
Weight	42 lbs. (19 kg)	52 lbs. (24 kg)

CAT. NO.	UPC NO.	DESCRIPTION
1230	31510	Welder's box
1531	23274	Welder's box

Replacement Parts



- Caster bolt pattern 2-7/8" x 3-1/4"
- Polyolefin-injected molded hard casters: stain-resistant, chemical-resistant and non-marking

SPECIFICATIONS	503	603	703	696	697
Diameter	6 in. (152 mm)	6 in. (152 mm)	6 in. (152 mm)	4 in. (102 mm)	4 in. (102 mm)
Tread	2 in. (51 mm)	2 in. (51 mm)	2 in. (51 mm)	2 in. (51 mm)	2 in. (51 mm)
Capacity	2000 lbs. (907 kg)	2000 lbs. (907 kg)	2000 lbs. (907 kg)	1600 lbs. (726 kg)	1600 lbs. (726 kg)
Ship Weight	22 lbs. (10 kg)	20 lbs. (9 kg)	20 lbs. (9 kg)	13 lbs. (6 kg)	15 lbs. (7 kg)

CASTER SELECTION CHART

STORAGE BOX	CASTER CAT NO.			
CAT. NO.	503	603	703	696
1332	✓	✓	✓	✓
1636	✓	✓	✓	✓
2142	✓	✓	✓	✓
2448	✓	✓	✓	✓
2460	✓	✓	✓	✓
3048	✓	✓	✓	✓
2472	✓	✓	✓	✓
1230				
1531				
5060MESH	✓	✓	✓	Included
3360	✓	✓	✓	✓
4848	✓	✓	✓	✓
4860	✓	✓	✓	✓
4872	✓	✓	✓	✓
2260	✓	✓	✓	✓
3648	✓	✓	✓	✓
3660	✓	✓	✓	✓
5660L	✓	✓	✓	✓
5660LH	✓	✓	✓	✓
5760TD	✓	✓	✓	✓
5860	Included	Included	✓	
3548	✓	✓	Included	
8060DLX	✓	✓	✓	✓

CAT. NO.	UPC NO.	DESCRIPTION
503*	28044	4 Swivel
603*	23405	2 Rigid, 2 Swivel
703†	08420	2 Rigid, 2 Locking Swivel
696*	15341	2 Rigid, 2 Swivel
697*	89189	4 Swivel
52025978	20965	Lid Support – (L) Side
52025979	20966	Lid Support – (R) Side
08428	08428	10 mm Gas Spring Ball Stud Replacement Kit (all Slant/Flat-Tops)
53950	53950	Gas Springs for 2260 only
53951	53951	Gas Springs for 3360 only
08427	08427	13 mm Gas Spring Ball Stud Replacement Kit (8060 DLX)
55294	55294	Replacement Gas Spring Kit – Shock and (2) Clips (8060 DLX)
01886	01886	Replacement Gas Spring Kit for 4872, 4848, 4860, 3648 & 3660

* Each caster set includes (16) 3/8-16 x 1" self-threading mounting screws.

† Each caster set includes (16) 3/8-16 x 1" carriage bolts; (16) 3/8-16 hex nuts; (16) 3/8 lockwashers.

Note: Screw/washer kit p/n 50062913 is necessary for mounting 703 casters on boxes other than 3548.

Field Office



8060-DLX

- Slanted work surface with lockable, concealed storage area
- Concealed lock protectors protect locks from drilling and cutting
- Weather stripping on doors to help protect documents and tools from the elements
- Lid with heavy-duty gas spring and a locking arm for ease of opening and safety
- Shelving throughout, for organizing and storing jobsite tools and supplies
- Grooved front doors for ease of opening and storage compartment access
- Patented, ergonomically designed fold-down recessed handles
- Continuous, non-removable pin hinges
- Overlapping corners, rolled edges, and strategically placed reinforcements for added strength
- Recommend #1 and #5 Master Lock® padlocks or equivalent
- Welded 16-gauge steel construction for durability
- Transportable with forklift
- Optional casters available for increased mobility
- Made in the USA

SPECIFICATIONS

Capacity FT ³	60.4
Weight	549 lbs. (249 kg)

CAT. NO.	UPC NO.	DESCRIPTION
8060-DLX	04719	Field Office



Tamper-proof lock protectors (for upper and lower doors).

Slanted work surface with lockable, concealed storage area.

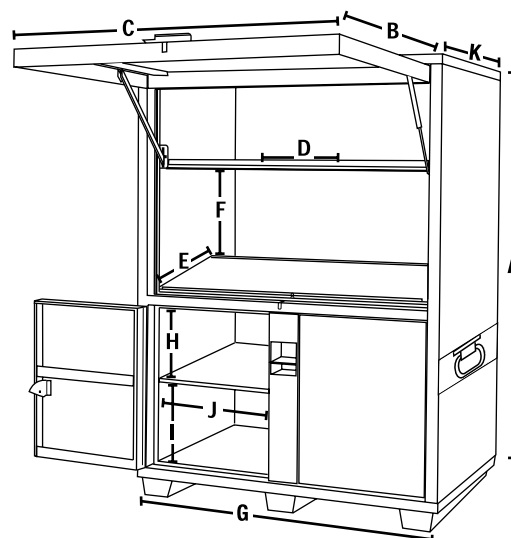
Door grooves provide a gripping surface for convenient opening.

Top door opens with a gas spring and is supported by a locking arm.

(Tools sold separately)



Optional casters available for increased mobility. See page 433 for options



DIMENSIONS

A	B	C	D	E	F	G	H	I	J	K
80"	41.6"	54.5"	20.6"	26.8"	19.2"	59"	14"	15.5"	23"	42"

Compact Field Office

**NEW
PRODUCT**




- Narrow design fits through 36" doorways
- Automatic locking gas spring secures door in upright position
- Weather resistant stripping helps to protect against moisture getting inside the box
- Accommodates up to 55" monitors (50" x 30")
- Two-level 45 1/2" x 26 1/2" desk allows recessed use of cable and electronics or storage
- Shrouded padlock guard to improve security
- Cable pass-through holes
- Non-marking 6" casters
- Made in the USA

SPECIFICATIONS

Height with casters	78" (1981 mm)
Height without casters	70.5" (1791 mm)
Weight with casters	470 lbs (213 kg)
Weight without casters	450 lbs (204 kg)

CAT. NO.	UPC NO.	DESCRIPTION
N 7060-CFO	03964	Compact Field Office

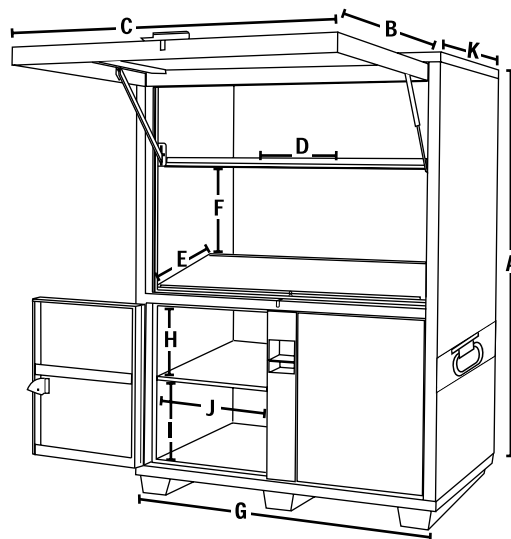
* Items in box are not included.



Shrouded padlock guard to improve security

Automatic locking gas spring secures door in upright position

Sized to fit through standard 36" doorways



DIMENSIONS

A	B	C	D	E	F	G	H	I	J	K
80"	41.6"	54.5"	20.6"	26.8"	19.2"	59"	14"	15.5"	23"	42"

WIRE AND CABLE HANDLING

Data Cable Caddy



9520

- Width is ideal for large diameter spools of coax, data and communications cable
- Especially handy for 6" (152 mm) wide and up to 19" (483 mm) diameter spools
- Folds down for easy storage
- Pinless design eliminates loose parts

SPECIFICATIONS

Size	21" (533 mm) L x 28-1/2" (724 mm) W x 11-1/2" (292 mm) H
Capacity	Maximum Total Spool Weight: 100 lbs. (45 kg) Maximum Spool Diameter: 19" (483 mm) Maximum Spool Width: 24.50" (622 mm)
Weight	11 lbs. (5 kg)

CAT. NO.	UPC NO.	DESCRIPTION
9520	01228	Data Cable Caddy

BX-Armored Coiled Cable Dispenser



37218

- Dispense armored cable, flexible conduit, Greenfield® or NM-B cable fast and easy without twists or tangles
- Base rotates to dispense the cable without over pulling
- Large pulling eye rotates freely and can be used as a carrying handle when the dispenser is empty

SPECIFICATIONS

Size	13-1/2" (343 mm) H x 26" (660 mm) D
Capacity	One 250' (76 m) coil of 14/2, 14/3, 12/2, or 12/3 armored cable or romex.
Weight	32 lbs. (14 kg)

CAT. NO.	UPC NO.	DESCRIPTION
37218	37218	Armored Cable Dispenser

Caddy Basket Cable Dispenser



9525

STUD MOUNT CADDY

- Fits both 2x4 and 2x6 studs
- Dispense coils of NM-B or armored cable
- Swivel eyelet eliminates tangles

SPECIFICATIONS

Size	29-1/2" (749 mm) H x 20-3/4" (527 mm) W
Max Capacity	100 lbs. (45.4 kg)
Weight	10.5 lbs. (4.8 kg)

CAT. NO.	UPC NO.	DESCRIPTION
9525	02070	Stud Mount Dispenser

Hanging Cable Dispenser



- Hangs virtually anywhere
- Rugged aluminum, steel, and nylon construction
- Collapses for easy storage
- Storage bag included

SPECIFICATIONS

Length Set Up	37-1/2" (953 mm)
Width Set Up	23-1/2" (597 mm)
Capacity	250' of NM or MC cable up to 75 lb
Weight	3-1/2 lbs. (1.6 kg)

CAT. NO.	UPC NO.	DESCRIPTION
9522	12671	Hanging Cable Dispenser



6-Spindle Wire Caddy



- All steel welded frame with 6 reel spindles and feeding eye
- Angled spindles keep reels in place without locks and help brake the reel while paying out
- Mobile, two (2) fixed wheels and one (1) that swivels and locks, allow easy movement and control
- Fits through a 30" (762 mm) doorway

SPECIFICATIONS

Size	39" (990 mm) L x 30" (762 mm) W x 31" (787 mm) H
Capacity	Six 2,500' (762 m) spools up to 18" (457 mm) in diameter Maximum Spool Width: 13" (330 mm)
Weight	88 lbs. (40 kg)

CAT. NO.	UPC NO.	DESCRIPTION
909	22875	Wire Dispenser
 52284	52284	Swivel Caster (1)
 52285	52285	Wheel (2)



Wire Dispenser



- All welded steel construction
- Includes two (2) fixed and two (2) swivel locking heavy-duty casters
- The spool rack consists of ten (10) spindles and an adjustable guide loop, and can be turned 360° independent of the base
- Spindles are angled to contain reels and act as a brake while paying out wire
- Fits through a 32" (812 mm) opening

SPECIFICATIONS

Size	36-1/4" (921 mm) L x 31-1/2" (800 mm) W x 59" (1499 mm) H
Capacity	Ten (10) 2500' (762 m) spools up to 18" (457 mm) in diameter Maximum Spool Width: 14.18" (360 mm)
Weight	196 lbs. (89 kg)

CAT. NO.	UPC NO.	DESCRIPTION
910	21982	Wire Dispenser
 51488	51488	Caster (Rigid)
 35789	35789	Caster (Swivel)

Hand Truck / Wire Cart



- Holds up to twelve (12) spools of #12 AWG wire or eight (8) spools of #10 AWG wire
- Pinless design eliminates loose parts
- Four (4) solid steel 1/2" (13 mm) spindles included
- Lay cart flat when dispensing wire, upright for use as hand truck

SPECIFICATIONS

Size	48" (1219 mm) H x 28-1/4" (718 mm) W
Capacity	Maximum Total Spool Weight: 200 lbs (90.7 kg) 4000' (1219 m) # 10 AWG wire Maximum Spool Diameter: 7.5" (190 mm) Dolly Lift (Maximum): 250 lbs. (113 kg) Maximum Spool Width: 18" (457 mm)
Weight	32 lbs. (14 kg)

CAT. NO.	UPC NO.	DESCRIPTION
9505	01205	Hand Truck Caddy
01207	01207	Spindle (9505/9510)



Deluxe A-Frame Wire Cart



- Holds up to twenty four (24) spools of #12 AWG wire or sixteen (16) spools of #10 AWG wire
- Folds for easy storage
- Pinless design eliminates loose parts
- Eight (8) solid steel 1/2" (12.7 mm) spindles included

SPECIFICATIONS

Size	48" (1219 mm) H x 28-1/4" (718 mm) W
Capacity	Maximum Total Spool Weight: 400 lbs. (181 kg) Maximum Spool Diameter: 7.5" (190 mm) Maximum Spool Width: 18" (457 mm)
Weight	47 lbs. (21 kg)

CAT. NO.	UPC NO.	DESCRIPTION
9510	01214	Deluxe A-Frame Mobile Caddy
01207	01207	Spindle (9505/9510)



Hand Truck / Wire Cart



- Heavy-duty wheels for durability and easy transporting
- Only 24" (609 mm) wide to fit through narrow doorways
- Comes with five 5/8" (16 mm) diameter reel spindles for storing and dispensing up to fifteen spools of #14 wire
- Storage space for three (3) spindles and clips eliminates loose parts when they are not in use
- Expander kit available to increase capacity by 60%

SPECIFICATIONS

Size	38733	46" (1168 mm) H x 24" (609 mm) W x 22-1/2" (571 mm) D
	10462	41" (1041 mm) H x 12-5/8" (321 mm) W
Weight	38733	58 lbs. (26 kg)
	10462	15.7 lbs. (7 kg)

WIRE CAPACITY CHART

NUMBER OF SPOOLS		MAXIMUM SPOOL DIAMETER	MAXIMUM SPOOL WIDTH	TYPICAL WIRE LENGTH
38733 WIRE CART	WITH 10462 EXPANDER			
15	24	7" (178 mm)	5-3/8" (137 mm)	500 ft. (152 m)
10	16	7" (178 mm)	8" (203 mm)	500 ft. (152 m)
3	5	12" (305 mm)	16-3/8" (416 mm)	2,500 ft. (762 m)
3	3	14" (356 mm)	16-3/8" (416 mm)	2,500 ft. (762 m)
2	2	22" (559 mm)	16-3/8" (416 mm)	1,000 ft. (305 m)

CAT. NO.	UPC NO.	DESCRIPTION
38733	38733	Hand Truck Wire Cart
A 10462	10462	Expander Kit
R 50303	50303	Hitch Clip
R 38774	38774	Spindle (38733)

Wire Cart



- Large capacity, excellent for storing, transporting or feeding wire
- Save space, use and store vertically or horizontally
- Five (5) strong reel axles with spring clip retainers plus two (2) positions for axle storage allows you to configure for large reels with no loose parts
- Strong, yet lightweight, tubular steel welded construction with rugged 8" (203 mm) wheels
- Will pass through a 28" (711 mm) opening

SPECIFICATIONS

Size	54-1/2" (1384 mm) L x 27" (685 mm) W x 26-1/2" (673 mm) H when horizontal
Capacity	Six (6) 2,500' (762 m) spools up to 16" (406 mm) in diameter Fifteen (15) 500' (152 m) spools up to 8" (203 mm) in diameter Max. Spool Weight: 550 lbs. Maximum Spool Width: 24" (610 mm)
Weight	62 lbs. (28 kg)

CAT. NO.	UPC NO.	DESCRIPTION
911	31518	Wire Cart
R 31523	31523	Reel Shaft for 911 Wire Cart
R 50303	50303	Hitch Clip

Cable Reel Transporter



- All steel welded frame with heavy-duty wheels
- Unique design provides easy setup for cable payout
- Handle folds to save space when using as a dispenser

SPECIFICATIONS

Size	63" (1600 mm) L x 29-7/8" (759 mm) W x 26-3/4" (679 mm) H when horizontal
Capacity	Reels of cable or BX up to 20" (508 mm) W and 40" (1016 mm) in diameter maximum total reel weight 300 lbs. (136 kg)
Weight	110 lbs. (50 kg)

CAT. NO.	UPC NO.	DESCRIPTION
----------	---------	-------------

916	32935	Cable Reel Transporter
33035	33035	Spindle for 916 Transporter
05630	05630	Wheel Kit (2)
05631	05631	Axle Kit

Conduit and Pipe Storage Rack



- Easily stacks for storage and transportation of multiple units
- High strength steel frame holds up to 1000 lbs of material
- Heavy-Duty 6" casters (2 rigid, 2 swivel)
- Foldable material trees
- Stacking block securely fits in tree stock to prevent tumbling

SPECIFICATIONS

Capacity	1000 lbs. (454 kg)
Dimensions	58-1/2" (1486 mm) L x 34" (864 mm) W x 63-1/2" (1613 mm) H
Folded Down	58-1/2" (1486 mm) L x 34" (864 mm) W x 19" (483 mm) H
Weight	113 lbs. (51 kg)

CAT. NO.	UPC NO.	DESCRIPTION
----------	---------	-------------

668	15343	Mobile Conduit and Pipe Rack with 603 casters
503	28044	6" (152 mm) Diameter Caster Set, 4 Swivel
603	23405	6" (152 mm) Diameter Caster Set, 2 Swivel and 2 Rigid

Pipe Cart



- Easy, one-person operation saves time and money
- Move standard 20 ft. (6.1 m) lengths of pipe
- Large 3" x 12" (76 mm x 305 mm) wheels
- Heavy-duty steel construction for long service life

SPECIFICATIONS

Capacity	20" (508 mm) Diameter – 1000 lbs. (454 kg)
-----------------	--

CAT. NO.	UPC NO.	DESCRIPTION
----------	---------	-------------

36745	36745	Pipe Cart
02182	02182	Wheel Replacement Kit (1)

GMX MATERIAL CARTS

Material Bundler

**NEW
PRODUCT**

GMX-670K



- Carry and store full bundles of conduit
- Designed to fit through standard 36" doorways
- Easily loaded with a forklift - unload at waist height
- Increased load capacity - up to 2,500 lbs
- Size: 48.1" (1221.7 mm) L x 28.3" (718.8 mm) W x 36.4" (924.5 mm) H
- 8" casters (2 rigid, 2 swivel)

CAT. NO.	UPC NO.	DESCRIPTION
N GMX-670K	02421	Material Bundler Cart Kit
N GMX	01832	GMX Multi-Purpose Base
N CS8	01853	8" Swivel Caster w/ Brake
N GMX-670	01835	Material Bundler Attachment Set

Wire Dispenser

**NEW
PRODUCT**

GMX-910K




- Handles up to 14 x 2,000' spools
- Adjustable, removable spindles, rated at 125 lbs. per spindle
- Wire organizer prevents tangles
- Additional spindles available (GMX-A1, GMX-A2)
- Size: 63.5" (1612.9 mm) L x 31.5" (800.1 mm) W x 36" (939.8 mm) H
- 6" casters (2 rigid, 2 swivel)

CAT. NO.	UPC NO.	DESCRIPTION
N GMX-910K	02422	Wire Dispenser Cart Kit
N GMX	01832	GMX Multi-Purpose Base
N CS6	02429	6" Swivel Caster
N GMX-910	01836	Wire Dispenser Attachment Set (incl. five spindle sets)
N GMX-A1	01839	Spindle Set (for two spools)
N GMX-A2	01841	Extended Spindle Set (for two spools)

Material Tree

**NEW
PRODUCT**

GMX-668K



- Greater Storage
- Seven bins to hold long construction materials
- 1,600 lbs. capacity (up to 400 lbs. per arm set)
- Optimized load height
- Size: 48.5" (1231.9 mm) L x 28.3" (718.8 mm) W x 55" (1397 mm) H
- 6" casters (2 rigid, 2 swivel)

CAT. NO.	UPC NO.	DESCRIPTION
N GMX-668K	02421	Material Tree Cart Kit
N GMX	01832	GMX Multi-Purpose Base
N CS6	02429	6" Swivel Caster
N CR6	02428	6" Rigid Caster
N GMX-668	01834	Material Tree Attachment Set

Shelving

**NEW
PRODUCT**



GMX-663K

- Mobile supply station
- Removable shelves
- Reversible shelf with lip
- Capacity: 400 lb. per shelf
- Size: 50.1" (1272.5 mm) L x 28.3" (718.8 mm) W x 60.2" (1529 mm) H
- 8" casters (2 rigid, 2 swivel)

CAT. NO.	UPC NO.	DESCRIPTION
GMX-663K	02859	Shelving Cart Kit
GMX	01832	GMX Multi-Purpose Base
CS8	01853	8" Swivel Caster
CR8	02564	8" Rigid Caster
GMX-663	01838	Material Tree Attachment Set

Flatbed

**NEW
PRODUCT**



GMX-661K

- Ultimate versatility
- Base rated at 2,500 lbs load capacity
- Removable handle
- Includes 10" casters
- Size: 57.9" (1470.6 mm) L x 28.3" (718.8 mm) W x 32.7" (830.5 mm) H
- 10" casters (2 rigid, 2 swivel)

CAT. NO.	UPC NO.	DESCRIPTION
GMX-661K	02425	Flatbed Cart Kit
GMX	01832	GMX Multi-Purpose Base
CST10	01847	10" All Terrain Swivel Caster
CRT10	01843	10" All Terrain Rigid Caster
GMX-661	01833	Flatbed Attachment Set

Caster Selection

**NEW
PRODUCT**



- 4" Smooth, hard surfaces
Can rest for long periods without deforming wheels
- 6" Smooth, hard surfaces with obstructions
Optional brake available
Can rest for long periods without deforming wheels
- 8" Rough, textured surfaces
Swivel-lock changes from rigid to swivel with ease
(Brake included in swivel)
- 10" Smooth hard surfaces
Semi-pneumatic tire for outdoor applications

CAT. NO.	UPC NO.	DESCRIPTION
CR4	02426	4" Rigid Caster
CS4	02427	4" Swivel Caster
CR6	02428	6" Rigid Caster
CS6	02429	6" Swivel Caster
CSBK	02431	6" Caster Brake
CR8	02564	8" Ridge Caster
CS8	01853	8" Swivel Caster w/ Brake
CRT10	01843	10" All Terrain Rigid Caster
CST10	01847	10" All Terrain Swivel Caster
02532	02532	Replacement Caster Hook

Screw-Type Reel Stands



683

- Wide, welded steel base for added stability with four 5/8" mounting holes
- Rollers fit in the spindle groove to keep the spindle in place and turning freely
- Two stands and a spindle are required for a complete setup

SPECIFICATIONS

Size	683 - 24" × 21" (610 × 533 mm) base,
	54" (1372 mm) maximum height
	687 - 15" × 15" (381 × 381 mm) base,
Capacity	28" (711 mm) maximum height
	683 - 2,500 lbs. (1134 kg) each,
	46" - 96" (1168 × 2438 mm) reel diameter
Weight	687 - 2,500 lbs. (1134 kg) each,
	28" - 56" (711 × 1422 mm) reel diameter
	683 - 42 lbs. (19 kg)
	687 - 22 lbs. (10 kg)

CAT. NO.	UPC NO.	DESCRIPTION
683	15372	Reel Stand 22" - 54" (559 - 1372 mm)
687	17076	Reel Stand 13" - 27" (330 - 711 mm)
A 684	15375	Spindle for 683 Reel Stand
A 647	15321	Spindle for 687 Reel Stand
R 25591	25591	Stop Pin (683 - 2; 687 - 1)

Ratchet-Type Reel Stand



656

- Ratchet mechanism to easily raise or lower the height
- Rollers fit in the spindle groove to keep the spindle in place and turning freely
- Two stands and a spindle are required for a complete setup

SPECIFICATIONS

Size	24-1/2" × 23" (622 mm × 584 mm) base,
	46-5/8" (1184 mm) maximum height
Capacity	3,750 lbs. (1701 kg) each
	58" - 90" (1473 mm - 2286 mm) reel diameter
Weight	87 lbs. (39 kg)

CAT. NO.	UPC NO.	DESCRIPTION
656	21979	Ratchet Reel Stand 28" - 46-5/8" (711 mm - 1184 mm)
A 657	21980	Spindle for 656 Reel Stand
R 30291	30291	Handle with Grip

Reel Stand Spindles



647


- Steel spindles with grooves to fit reel stand rollers

SPECIFICATIONS

Size	647 - 2-3/8" diameter x 62" (60 x 1575 mm)
	657 - 3-1/2" diameter x 100" (89 x 2540 mm)
	684 - 2-3/8" diameter x 76" (60 x 1930 mm)
Capacity	647 - 5,000 lbs. (2268 kg) 59" (1500 mm) between grooves
	657 - 7,500 lbs. (2388 kg) 94" (2540 mm) between grooves
	684 - 5,000 lbs. (2268 kg) 73" (1854 mm) between grooves
Weight	647 - 42 lbs. (19 kg)
	657 - 124 lbs. (56 kg)
	684 - 50 lbs. (23 kg)

CAT. NO.	UPC NO.	DESCRIPTION
647	15321	Spindle for 687 Reel Stand
657	21980	Spindle for 656 Reel Stand (only)
684	15375	Spindle for 683 Reel Stand

Reel Rollers



39660



39661

- Heavy-duty welded steel construction
- Built-in loading ramps
- Adjustable to various reel widths and diameters (21" dia. min.)
- Roller locks for unloading
- Side ball rollers for centering
- Fast, convenient ground-level setup for paying out large cable reels

SPECIFICATIONS

Size	39660 - 32" (813 mm) L x 34" (864 mm) W, 87 lbs. (39 kg)
	39661 - 32" (813 mm) L x 11" (279 mm) W, 45 lbs. (20 kg)
	39664 - 48" (1067 mm) L, 9 lbs. (4 kg)
	39666 - 32" (813 mm) L x 48" (1219 mm) W, 99 lbs. (45 kg)
Capacity	39660 - 2,500 lbs. (1134 kg) 30" (762 mm) max reel width
	39661 - 2,000 lbs. (902 kg) per pair, 42" (1067 mm) max reel width
	39666 - 2,000 lbs. (902 kg) 42" (1067 mm) max reel width

CAT. NO.	UPC NO.	DESCRIPTION
39660	39660	Reel Roller, single platform roller
39661	39661	Reel Roller, single (two required)
39664	39664	Spreader Kit, two 48" spreader bars
39666	39666	Reel Roller Kit, (includes two 39661 rollers and one 39664 spreader kit)

Rope Stands

- Use to organize and rewind rope
- Welded steel with washer and spring clip to hold rope reel on stand



654



405

See page 203
for rope

ROPE DIAMETER	UPS NO.	3/16"	1/4"	3/8"	1/2"	9/16"	5/8"	3/4"	7/8"
		4.8 MM	6.4 MM	9.5 MM	12.7 MM	14.3 MM	15.9 MM	19.1 MM	22.2 MM
405 Rope Stand 250' (76 m) Rope 600' (182 m) Rope	21546	✓	✓						
		✓							
406 Rope Stand 300' (91 m) Rope 600' (182 m) Rope 1,000' (305 m) Rope 3,000' (914 m) Conduit Measuring Tape Measuring Tape Cat./UPC No.	21550			✓	✓				
		✓	✓						
			✓	✓	✓				
644 Rope Stand 300' (91 m) 600' (182 m) 1,200' (365 m)	15316			✓	✓	✓	✓		
				✓					
654 Rope Stand 300' (91 m) 600' (182 m)	34362							✓	✓
								✓	✓

SPECIFICATIONS

rope stand model	weight	spindle diameter	maximum reel diameter	maximum reel width
405	5.2 lbs (2.4 kg)	1.50" (38 mm)	10"	6"
406	7.8 lbs (3.5 kg)	0.62" (16 mm)	13"	9"
644	11 lbs (5 kg)	1.50" (38 mm)	17"	16"
654	32.1 lbs (14.6 kg)	1.90" (48 mm)	24"	19"

Greenlee Green Spray Touch-up Paint



22618

- Closely matches Greenlee painted products

CAT. NO.	UPC NO.	DESCRIPTION	WEIGHT	
			LBS.	KG
22618	22618	13 oz. (384 ml) Aerosol Can of Greenlee Green Spray Paint	1.2	.5
10378	10378	13 oz. (384 ml) Aerosol Can of Greenlee Flat Green Spray Paint*	1.2	.5

NOTE: The color green is a registered trademark for Test Instruments, Job Boxes, Benders and Pulling Equipment.
 *Storage Box

NOTES

A technician wearing safety glasses and a white short-sleeved shirt is working on a tool at a wooden workbench. The technician has a Greenlee ID badge around their neck. Various tools, including a green power drill, screwdrivers, and a hammer, are scattered on the workbench. The background shows a workshop environment with shelves and equipment.

INTRODUCING OUR...

FACTORY WARRANTY SERVICE CENTER

The Greenlee Factory Service Center (GFSC) offers quality repair of select Greenlee products that meet original manufacturing specifications and includes:

- Service performed by skilled factory technicians.
- Quick Repair with genuine Greenlee specified parts.
- Complete performance and safety inspection.
- Replacement of damaged and worn parts.
- Direct support of factory engineers.
- Factory diagnostic equipment to properly reprogram Gator® battery tools to factory specifications.
- All warranty repairs for Gator® battery tools.

Greenlee tools that can be sent to GFSC for repair include all models of Gator® battery tools, hydraulic tools, hydraulic powered tools (Greenlee Utility or Fairmont), benders and pullers.

1.800.435.0786

factoryserv@greenlee.textron.com
www.greenlee.com

USA Regional Warranty Centers

ALABAMA

BIRMINGHAM

Alabama Jack Co.
1140 5th Ave. N. 35203-1502
Telephone: 205-251-8156

ARIZONA

PHOENIX

Glendale Industrial
2224 N. 23rd Ave. 85009
Telephone: 602-218-4149

CALIFORNIA

GARDENA

B&G Industrial
1627 W. 130th St. 90249
Telephone: 310-327-0804

HAYWARD

California Service Tool
26250 F Corporate Ave. 94545-3900
Telephone: 510-751-1513

COLORADO

BRIGHTON

Quest
812 Baseline Pl. #4 80603
Telephone: 720-685-9091

CONNECTICUT

EAST HARTFORD

Jossam Tool
411 Burnham St. 06108
Telephone: 860-289-4064

NEW HAVEN

Colony Hardware Supply
15 Stiles St. 06512-1710
Telephone: 203-466-5252

FLORIDA

FT. LAUDERDALE

Broward Hydraulic Jack Service
3907 S.W. 12th Ct. 33312-3483
Telephone: 954-583-2504

GEORGIA

ATLANTA

Power Tool Service
1939 Hills Ave. NW 30318-2814
Telephone: 404-605-0101

HAWAII

HONOLULU

Air & Hydraulic Services
842 Ilaniwai St. 96813-5223
Telephone: 808-597-8051

IOWA

DES MOINES

3E Service Center
1808 Delaware Ave. 50317-6341
Telephone: 515-266-8890

KENTUCKY

LOUISVILLE

Bailey Tool
1338 S. Shelby St. 40217-1107
Telephone: 502-635-6340

LOUISIANA

NEW ORLEANS

Beerman Precision
4206 Howard Ave. 70125-1327
Telephone: 504-207-6037

MARYLAND

BALTIMORE

White Cap Supply
1200 66th St. 21237-2541
Telephone: 410-483-4300

UPPER MARLBORO

Colony Hardware Supply
8051 Penn Randal Pl. 20772
Telephone: 301-967-2844

MINNESOTA

ST. PAUL

Total Tool
315 N. Pierce St. 55104-5229
Telephone: 651-646-4055

MISSOURI

MARYLAND HEIGHTS

Frost Electric
2429 Schuetz Rd. 63043
Telephone: 314-456-4004

NEBRASKA

LINCOLN

Total Tool
800 Q St. 68508-1388
Telephone: 402-476-6673

NEW JERSEY

EAST ORANGE

Von Rohr Equipment
2 New Main St. 07019
Telephone: 973-748-9111

NEWARK

Metro Hydraulic
1271 McCarter Hwy. 07104-3711
Telephone: 973-350-0111

NORTH CAROLINA

DURHAM

Payne's Tool & Supply
5010 Hwy 5 27713
Telephone: 919-544-9134

OHIO

CINCINNATI

Contractor's Choice
2070 Schappelle Lane 45240-2713
Telephone: 513-851-9070

CLEVELAND

A & A Hydraulic
5301 W. 161st St. 44142
Telephone: 216-362-4000

OREGON

BEAVERTON

Karn Repair
1800 NW 169th Place, Suite D300 97006
Telephone: 503-690-9500

TEXAS

CARROLLTON

FWB Rentals
1419 Hutton Dr. 75006
Telephone: 972-245-6017

WASHINGTON

SPOKANE

Edge Construction
1503 E. Riverside 99202
Telephone: 509-535-9841

Canadian Regional Warranty Centers

ALBERTA

CALGARY

Western Utility
3347 58th Ave SE T2C 0B4
Telephone: 403-291-1121

MANITOBA

WINNIPEG

Athena Small Equipment Repair
1125 Empress St. R3E 3H1
Telephone: 204-786-1900

ONTARIO

KITCHENER

The Tool Doctor – Kitchener
30 Manitou Dr. Unit C N2C 1L3
Telephone: 519-748-4780

SCARBOROUGH

The Tool Doctor – Ontario
70 Milner Ave. Unit 2 M1S 3P8
Telephone: 416-292-2290

QUEBEC

MONTREAL

Inolec
100 Port-Royal St. East H3L 1H7
Telephone: 514-384-9021

QUEBEC

Service d'Outillage Central
2410 Boul Central G1P 3N8
Telephone: 418-682-0560

Canadian TEST INSTRUMENTS ONLY

ONTARIO

WOODBRIIDGE

Cal-Lab Instrumentation
4120 Steeles Ave. West Unit 5 L4L 4V2
Telephone: 905-850-8826

QUEBEC

STE-ANNE-DE-BELLEVUE

ITM Instruments
20800 Industrial Blvd. H9X 01A
Telephone: 514-457-7280

For additional non-warranty service center locations, please
contact Greenlee Customer Support at 800-435-0786.

INDEX

Alphabetical Product Index

A

AC Adapters for Battery-Powered Tools.....	262
AC Clamp-on Meter.....	407
AC Open Jaw Clamp Meter.....	388
Accessories.....	261
Accessories.....	422
Accessories for Bending 40 Mil PVC-Coated Rigid Conduit for 880 and 884 Benders.....	160
Accessory Shoe Groups.....	149
ACSR, Guy Strand & Steel Cutting.....	233
Adapter Cleaning Wands.....	334
Adapter, FIS SOC.....	317
Adapter, FITEL SOC.....	317
Adapter, INNO SOC.....	317
Adapter, SUMI SOC.....	317
AdapToner Kit.....	301
AdapToner Modular Breakout Tone Generator.....	295
Adjustable & Ratcheting Wrenches.....	30
Adjustable Non-Contact Voltage Detector.....	389
Adjustable Wire Stripper & Cutter.....	355
ADSL Far-End-Device.....	283
AFL SOC Adapter.....	317
AirScout™.....	281
Alarm Loop Verifier/Tone Generator.....	297
All-in-One Pro Telephone Tools.....	372
All-in-One Ultra Telephone Tools.....	372
All-in-One UTP Snagless Crimper.....	372
Aluminum LED Flashlights.....	43
Anchor and Fastener Selection Guide.....	139
Anchors And Fasteners.....	139
Arbors with Replacement High-Speed Steel Pilot Drill Bits.....	119
Auger Bits.....	124
Automatic Electrical Tester.....	388, 389
Automatic Wire Stripper.....	21
Automatic Wire Stripper.....	270
AWG, 1/0 - 3/0.....	276
AWG, 10 - 6.....	275
AWG, 25 - 10.....	275
AWG, 26 - 10.....	275
AWG, 26 - 13.....	274
AWG, 7 - 1/0.....	276

B

Band Saw Blades.....	138
Band Saws.....	138
Basic Electrical Kit.....	415
Basic Electrical Kits.....	415
Basic Kit, 4 Piece.....	58
Basket-Type Pulling Grip Sets.....	209
Battery Charger Adapter.....	262
Battery-Hydraulic Driver.....	66
Battery-Hydraulic Knockout Kits.....	63
Battery-Powered Hydraulic Pumps.....	220
Battery-Powered Knockout Kits.....	62
Bead Temperature Probe.....	420

Bender Accessories.....	169
Bending.....	143
Bending Selection Guide.....	144
Bending Table.....	160
Bi-Fold Cabinet.....	432
Bi-Metal Hole Saw Kits.....	118
Bi-Metal Hole Saws.....	117
Bit Extensions.....	127
BNC and CATV "F" Extraction Tools.....	362
BNC Coaxial Adapter.....	365
Bolt Cutters.....	40
Bolt Cutters.....	39
Breakaway Swivels.....	205
BroadcastReady® Kit.....	346
Buried Facility Location and Marking.....	310
Buried Facility Location and Marking.....	412
Buried Line Locator.....	310
Buried Line Locator.....	412
Bushing & Cable Sizing Reference Table.....	268
Bushings for Metal Stud Punches.....	104
BX-Armored Coiled Cable Dispenser.....	436

C

C-Frame Punches.....	105
Cable & Service Testing.....	286
Cable Bending Tools.....	266
Cable Cutter.....	231
Cable Cutter, 718.....	230
Cable Cutter, 718HL.....	230
Cable Cutter, 8 AWG.....	352
Cable Cutter, ACSR.....	238
Cable Feeders.....	186
Cable Guide.....	199
Cable Length Meter.....	391
Cable Maintenance Test Set.....	282
Cable Preparation Instructions for Set Screw Clamp-Type Pulling Grips.....	207
Cable Pull Force Estimator.....	195
Cable Puller Selection Guide.....	187
Cable Puller, G3 Tugger®.....	194
Cable Pullers.....	187
Cable Pulling.....	185
Cable Pulling Lubricant Selection Guide.....	212
Cable Pulling Lubricants.....	212
Cable Reel Transporter.....	440
Cable Splicer's Knife and Splicer's Snips.....	353
Cable Stripping Tool.....	269
Cable Tie Gun.....	381
Cable Tray Feeder and Accessories.....	200
Cable Tray Roller, CTR100.....	201
Cable Tray Roller, CTR200.....	201
Cable Tray Rollers.....	202
Cable TV "F" Flaring & Attachment Tool.....	361
Cable TV "F" Terminators.....	365
Cable TV Splitters.....	366
Cable-Cream™.....	212
Cable-Cream™ Cable	

Pulling Lubricant.....	213
Cable-Gel™.....	212
Cable-Gel™ Cable Pulling Lubricant.....	213
CableCaster®.....	178
CableScout™ TV220 - TDR Cable Tester for CATV.....	291
CableScout™ TV90.....	292
Cabling Pouch.....	304
Caddy Basket Cable Dispenser.....	436
Caddy, 7 Pocket.....	47
Cam Track® Benders and Shoe Groups.....	153
Cam Track® Conduit Benders.....	152
Cameras.....	172
Can Wrench.....	370
Carbide-Grit Hole Saws.....	121
Carbide-Tipped Hole Cutters.....	115
Caster Selection.....	442
Category 5 Data Termination and Test Kit.....	351
CATV Cable Tone Test Kit.....	302
Caulking Anchors.....	139
CCX Tool Accessories.....	223
Chain-Type Pipe Vise.....	161
Chests.....	428
Circuit Seeker CS-8000.....	408
Circuit Seeker™.....	409
Circuit Tester.....	416
Circuit Tracer.....	409
Circuit Tracer Application Guide.....	408
Circuit Tracing.....	408
Circuit Verifying.....	416
Clamp-on Meter.....	407
Clamp-on Meter Comparison Guide.....	399, 400
Clamp-On Meters.....	399
Classic 77 Series Tone Generators.....	293
Classic Electric Benders for Conduit and Pipe, 555®.....	148
Classic Tone and Probe Kits.....	301
Clear Lube™.....	212, 214
Closed Circuit 2007.....	408
Coax 3-Way Tool.....	361
CoaxReady™ Compression Tool Kit.....	345
CoaxReady™ Deluxe Kit.....	345
CoaxReady™ Kit.....	345
Combination Drill/Tap Bits.....	113
Combination Ratcheting Wrench Set - Fractional, 7-Piece.....	30
Combination Ratcheting Wrench Set - Metric, 7-Piece.....	31
Combination Ratcheting Wrenches - Fractional.....	31
Combination Ratcheting Wrenches - Metric.....	32
Combo UTP/Coax SureStrip®.....	356
Communications and Underground.....	239
Communications Kits.....	340
Compact Field Office.....	435
Compact Ratchet Cable Cutters.....	19
Compact Ratchet Cable Cutters.....	229
Competitive Die Compatibility.....	263
Computer Service Kit.....	350
Conduit and Pipe	

Storage Rack.....	440
Conduit Pistons.....	182
Conduit Reaming Screwdriver.....	28
Connector Cleaning Systems.....	334
Conveyor Sheaves - 4,000lb Capacity.....	197
Copper And Aluminum Cutting.....	224
Corded 6-Ton Crimping Tools.....	246
Cordless Screwdriver & Socket Set.....	350
CrimpALL® 8000 Series Crimpers.....	374
CrimpALL® Interchangeable Die Sets for Coaxial Connectors.....	376
CrimpALL® Interchangeable Die Sets for Insulated Terminal Crimpers.....	377
CrimpALL® Interchangeable Die Sets for Modular Plugs.....	375
CrimpALL® Interchangeable Die Sets for Non-Insulated Terminal Crimpers.....	377
CrimpALL® Interchangeable Die Sets for Open Barrel, Box and Terminal Systems.....	377
CrimpALL® Interchangeable Die Sets for Specialty Crimpers.....	375
CrimpALL® Interchangeable Die Sets for Wire Ferrules.....	377
Crimper, EDAC/ELCO.....	378
Crimping Combination Tool.....	18
Crimping Die Carrying Case.....	261
Crimping Die Cross Reference.....	264, 265, 266
Crimping Dies.....	258
Crimping Dies for 12-Ton Tools.....	260
Crimping Dies for 6-Ton Tools.....	259
Crimping Tool, 8-1 AWG.....	252
Crimping Tool Load Cell.....	261
Crimping Tool Test Meter.....	262
Crimping Tool, 15-Ton.....	252
Crimping Tool, 4-Ton.....	244
Crimping Tool, 6-Ton.....	245
CST Pro Coax Stripper.....	358
CST Strippers.....	357
CST Vario Stripper.....	357
Cutter Dies, KD6-27 C.....	238
Cutting & Crimping tools.....	18
Cutting Tools.....	35
Cutting/Threading Oil.....	141

D

D-sub Indent Crimpers	378
D'VersiBIT® Starter Kit	129
D'VersiBIT® Auger Bits & Accessories	128
D'VersiBIT® System	128
Data Cable Caddy	436
Data Mate™ Precision Tracing Tone Generator	297
Data SureStrip®	356
Data/Link ID and Cable-Check™	308
DataComm Pro Starter Kit Max	347
DataComm Snips, Electrician's Snips	353
DataReady™ Kit	348
DataReady™ Pro Kit	347
DataScout™ 10G	278
DataScout™ 10G	

Product Specifications	279
DataScout™ 1G	280
Deburring Tool	120
Deluxe A-Frame Wire Cart	438
Deluxe Carrying Case	423, 424
Deluxe Force Gauge	195
Desoldering Tools	381
Diagonal Cutting Pliers	15
Die-Type Crimping	244
Dieless Crimping	254
Digital LAN Tracing Kit, 802K	302
Digital Light Meter	421
Digital Multimeter	397
Digital/Analog Megohmmeter	418
Dipped Handle	
Adjustable Wrench	30
Dipped Pliers Kit, 5 Piece	57
DMM Comparison Guide	392, 393
Double "D" Punches	94
Double-Braided Composite Rope	
for Cable Pullers	203
Draw Studs For Knockouts	97
Drill/Taps	112
Dual Port Ground Block	365

E

E-Z Bore® Self-Feed Bits	134
E-Z Bore® Self-Feed Bits Kit	134
Economy Fiber Optic Stripper	337
Economy Kevlar® Cutter	337
Electric Bender, 555® CX	147
Electric Bender, 854DX	146
Electric Benders	145
Electric Hydraulic Pump	162
Electric PVC Heater for	
1/2" - 2", All Schedules	167
Electric PVC Heater for	
1/2" - 4", All Schedules	167
Electric PVC Heater for	
1/2" - 6", All Schedules	167
Electrical Terminal	
Crimper	274, 378
Electrical Testers	387
Electrical Testers	
Comparison Guide	387
Electrician's Drill/Driver Set	112
Electrician's Bag, 20"	45
Electrician's Hammer	42
Electrician's Tool Kit - Metric,	
16-piece	56
Electrician's Tool Kit - Standard,	
12-piece	56
Electrician's Tool Kit, 28-piece	55
Electrician's Torpedo Level	41, 169
Electronic Connector	
Panel Punches	95
EMT Conduit Cutter	37
ESM™ Digital Logging Meter	394
ESM™ Industrial 500,000-Count	
Digital Multimeter	394
ESM™ Series Digital Multimeters	
.....	395, 396
Extensions	129

F

Fault Loop Simulator, 1155	289
Feeding Sheaves	198
Female Splice Adapter	365
Fiber Cleaning Pens	320
Fiber Identifier	319
Fiber Optic Hand Tools	337
Fiber Optic Instrument Adapters -	

SOC and UCI	336
Fiber Optic Kits	339
Fiber Optic Polishing Pucks	338
Fiber Optic Power Meter	326
Fiber Optic Scribe	338
Fiber Optic Test Equipment	315
FiberReady Tool Kit	339
Field Office	434
Filter Tone Probe	299
Fish Line	183
Fish Poles	178
Fish Stix™	177
FISH TAPES	172
FishFinder® Plus Vision System,	
FF200	172
Flashlights	43
Flat-Steel Fish Tape	173
Flat-Top Boxes	430
Flatbed	442
Flexible LED Flashlight	43
Flexible Mandrel	215
Flip-Top® Benders and	
Shoe Groups	156
Flip-Top® Benders	155
Folding Ball-End Hex-Key Set -	
Standard, 9-Piece	34
Folding Hex-Key Set - Standard,	
5-Piece	34
Folding Hex-Key Set - Standard,	
9-Piece	33
Foot Pump Hydraulic Driver Kits	76
Foot Pump Kits Parts List	77
Foot Switch for Cable Pullers	195
Fuse Selection Guide	425

G

Gas Lamp Tester	421
Gator Grips™	206
Gator® 12-Ton Battery-Powered	
Crimping Tools	248
Gator® 6-Ton Battery-Powered	
Dieless Crimping Tool	255
Gator® Battery ACSR Cutter	233
Gator® Battery-Powered	246
Gator® Battery-Powered 15-Ton	
Crimping Tool	251
Gator® Battery-Powered Quad-Point	
Dieless Crimping Tools	254
Gator® CCXL Tools	222
Gator® Dieless Crimping Tools	257
Gator® ES1000 Battery-Powered	
Cable Cutter	226
Gator® ES25 Battery-Powered	
ACSR Cutter	234
Gator® ES32FL Battery-Powered Fine	
Stranded Copper Cable Cutter	225
Gator® ES32L Battery-Powered	
Cable Cutter	225
Gator® ES750 Battery-Powered	
Cable Cutter	226
Gator® ESC105 Battery-Powered	
Cable Cutter	239
Gator® ESG25L Battery	
ACSR Cutter	234
Gator® ESG45L Battery-Powered	
ACSR & Guy Wire Cutters	236
Gator® ESG50L Battery-Powered	
Cable Cutter	227
Gator® ESG55L Battery	
ACSR Cutter	235
Gator® ETS12L Battery-Powered	
Bolt Cutter	231
Gator® ETS8L Cable Tray Cutter	232

Gator® Eye	219
Gator® Pack	220
Gator® Powered 6-Ton	
Crimping Tools	247
Gator® Terminal Crimping Tool	270
Glo Stix™	177
Gloves	54
GMX Material carts	441
Greenlee Crimping	
Tool Capacities	243
Greenlee Green Spray	
Touch-Up Paint	445
Grip Pack Kits	340
GripP-Strippers	354
GripPack Quick-Release	
Tool Holster	340
Ground Resistance Tester	401
Guy Strand	233
Guy Wire Cutter Dies	238

H

Hack Saw, 12"	137
Haines Cable Tray Rollers	202
Hand Benders	163
Hand Hydraulic Dieless	
Crimping Tool	257
Hand Pump Hydraulic Driver	
Punch Kits	70
Hand Pump Kits	74, 75
Hand Saws	137
Hand Tools	352
Hand Truck/Wire Cart	438, 439
Hand-Operated	
Hydraulic Pump	161
Handheld Singlemode OTDR,	
930XC	318
Hanging Cable Dispenser	437
HDFT™ Die Set	383
HDFT™ Pro Deluxe Kit	383
HDFT™ Pro Kit	383
HDMI Tools	382
HDMI® Field Terminating Cable,	
24 AWG	382
HDMI® Field Terminating	
Connectors	382
HDMI® HDFT™ Cable Prep Tool	382
Heat Gun	381
Heavy Duty Hack Saw, 12"	36
Heavy-Duty 4-Pocket	
Leather Pouch	48
Heavy-Duty 5-Pocket	
Leather Pouch	48
Heavy-Duty 8-Pocket	
Leather Pouch	47
Heavy-Duty Band Saw	138
Heavy-Duty Bolt Cutters	40
Heavy-Duty Bolt Cutters with	
Fiberglass Handles	39
Heavy-Duty Cabinet	
Tip Screwdriver	25
Heavy-Duty Cable Cutters	230
Heavy-Duty Keystone	
Tip Screwdriver	25
Heavy-Duty Leather Tool Belt	48
Heavy-Duty Manual	
Communications Cable Cutter	242
Heavy-Duty Nut Drivers	29
Heavy-Duty Phillips	
Tip Screwdriver	26
Heavy-Duty Ratchet	
Cable Cutters	228
Hex Crimp Cable TV	
"F" Connectors	364

Hex Keys	33
HICKEYS with Welded Handles	163
High Intensity Fiber Optic	
Power Meter	327
High Leverage Cable Cutters	18
High Leverage Side-Cutting	
Pliers	14
High Performance Ratchet	
ACSR Cable Cutter	237
High Performance Ratchet	
Cable Cutters	228
High-Pressure Hydraulic	
Hand Pump	161
High-Strength Polyaramid	
Measuring/Pulling Tapes	184
High-Strength Polyester	
Measuring/Pulling Tapes	184
Hole Saws	117
Hook Sheaves	196
Hydraulic ACSR Cable Cutter	236
Hydraulic Battery-Powered Pump,	
EHP700L	220
Hydraulic Benders	152
Hydraulic Cable Bender	266
Hydraulic Cable Cutter	227
Hydraulic Foot Pump	106
Hydraulic Hand Pump	106
Hydraulic Hose	
Selection Guide	107
Hydraulic Hose Units	107
Hydraulic Oil	162
Hydraulic Pump	250
Hydraulic Pump Accessories	107
Hydraulic Pumps	161

I

Impact Punchdown Tools	368
In-Line Amplifier	366
Indenter Crimping Tool	258
Industrial Clamp Meter, 1000A	402
Industrial Clamp Meter, 2000A	401
Industrial Clamp Meter, 600A	402
Infrared Thermometers	419
Installation Kit, 5 Piece	57
Instrument Case Compatibility	426
Insulated Drivers	52
Insulated High Leverage	
Cable Cutter	50
Insulated Nut Holding Nut	
Driver Set, 7-Piece	53
Insulated Nut Holding	
Nut Drivers	53
Insulated Plier + Screwdriver Set	51
Insulated Pliers	50
Insulated Pliers, Cutters &	
Crimpers	50
Insulated Ratchet	
Cable Cutters	51
Insulated Screwdriver Set,	
9-Piece	52
Insulated Screwdrivers	52
Insulated Terminal Crimping Tool	50
Insulation Testing	417
Insulation Testing	
Comparison Chart	417
Intelli-Crimp™	218
IntelliBender® Electric	
Conduit Bender	145
Intelligent Crimping System	218
Interface Kits	398

J

Jack Terminator.....	371
Journeyman's Tool Kit - Metric.....	56
Journeyman's Tool Kit - Standard.....	55
Junior Basket-Type Pulling Grips.....	209

K

K Basket-Type Pulling Grips.....	210
K-Series Crimping Tool.....	253
Key Punches.....	93
Keyhole Saw.....	137
Keyhole/Jab Saw.....	36
Keyway Punch, 720.....	93
Kit, 2 Piece.....	58
Kit, 6 Piece.....	57
Knockout Accessories Usage.....	102
Knockout Parts Cabinets.....	96
Knockout Punch Driver Selection Guide.....	61
Knockout Punch Parts Assortment Cabinets.....	96
Knockout Punch Selection Guide.....	61
Knockouts For Stainless Steel.....	72
Kwik Cycle® 9 Crimp Frame.....	272
Kwik Cycle® 9 Crimping Dies.....	272
Kwik Cycle® 9" Crimp Frame.....	380
Kwik Cycle® 9" Interchangeable Die Sets for Insulated & Non-Insulated Terminals.....	380
Kwik Cycle® Cable Tie Guns.....	381
Kwik Cycle® Crimping Tool.....	273
Kwik Stepper® Step Bits.....	110
Kwik Stripper® Twisted Pair Stripper.....	359
Kwik Stripper® Wire Stripper.....	22
Kwik Stripper® Wire Stripper.....	269

L

Lamp Tester.....	422
LAN and A/V Cable-Check™.....	309
LAN Cable-Check™.....	309
LAN ProNavigator® Tester & Remote.....	307
LAN Toner Kit.....	302
LAN Toner with HUB Blink and Detect.....	296
Laser Source, 1310/1550 nm.....	330
Launch Condition using 100/140 Fiber, AS-100.....	329
Launch Condition using 62.5/1.25 Fiber, M90.....	329
LED Plastic Flashlights.....	44
LED Source for Large Core Plastic and Glass Fiber, 650 nm.....	328
LED Source, 1300 nm.....	329
LED Source, 850 nm.....	329
LED Source, 850/1300 nm.....	328
Levels, Tape Measures & Hammers.....	41
Li'l Fisher® 390 Power Fishing System.....	180
Light Base Sheave.....	199
Light-Duty Basket-Type Pulling Grips.....	209
Line Splitter.....	422
Little Kicker® Offset Bender.....	164
Locators.....	411

Locators Application

Guide.....	312, 411
Long Auger Wood Bits.....	127
Long Nose Side Cutting.....	16
Lube Spreader Swab.....	214

M

MagnumPRO™ Fiberglass Fish Tapes.....	175
MagnumPRO™ Flexible Steel Fish Tapes.....	174
MagnumPRO™ Nylon Fish Tapes.....	175
MagnumPRO™ Oil-Tempered Spring Steel Fish Tapes.....	173
MagnumPRO™ Stainless Steel Fish Tapes.....	174
Manhole Sheaves for UT2™, Tugger® and Super Tugger®.....	199
Manual Crimping Tool.....	253
Manual Hydraulic Crimping Tools, 12-Ton.....	249
Manual Hydraulic PUMPS.....	106
Manual Hydraulic Quad-Point Dieless Crimping Tools.....	256
Manual Stud Punch.....	104
Manual-Hydraulic Driver.....	67
Marker-Mate®.....	313
Masonry Screw Anchors.....	140
Material Bundler.....	441
Material Tree.....	441
MC 1" Flexible Cable Conduit Cutter.....	38
MC Cable Cutter.....	269
Measuring Tapes.....	184
Mechanical Benders.....	164
Mechanical Benders for EMT, IMC, Rigid and Aluminum Conduit.....	165
Mechanical Benders for IMC and Rigid Conduit.....	164
MegohMeter, 5kV.....	417
Mesh Cabinet.....	431
Metal Stud Punches.....	104
Micro Crimping Tool.....	271
Micro Crimping Tool, EK50ML.....	374
Mighty Mouser® Blow Gun Kit.....	181
Mild Steel SPEED PUNCH® Knockout System.....	65
Mini Locator.....	413
Mini Magnetic Bubble Level.....	41, 169
Mini Screwdriver Set.....	23
Mini-Magnet Laser Level.....	41, 169
Mini-Stripax® Plus.....	355
Mobile Bending Table.....	154
Mobile VersiBoom™ II.....	190
Mobile VersiBoom™ II Components/Accessories.....	190
Mobile Workbench.....	432
Modular Adapters, 4-6-8.....	289
Modular Plug Connectors.....	373
Multi-Filter Tone Probe.....	299
Multi-Network Test Analyzers.....	280
Multi-Pocket Bag, 18" Heavy-Duty.....	45
Multi-Tool Driver, 9-In-1.....	24
Multi-Tool, 6-In-1.....	24
Multimeter Accessories.....	398
Multimeters.....	392
Multimode and Singlemode Fiber Optic Test Set.....	331
Multimode Fiber Optic Test Set.....	330

Multiple Strength Basket-Type

Pulling Grips with Rotating Forged Eye.....	211
---	-----

N

Nail Eater® Extreme.....	125
Nail Eater® Extreme Black Utility Auger Bits.....	126
Nail Eater® Extreme Impact Bits.....	125
Nail Eater® RT.....	124
Nautilus Range Telephone Test Sets.....	287
NETcat® Micro NC-100.....	306
NETcat® Pro 2 NC-500.....	305
Network Tool Bundle.....	349
NM Cable Ripper.....	22
Non-Contact Voltage Detector.....	390
Non-Impact Punchdown Tools with Fixed Blades.....	370
Nut Driver Set, 7-Piece.....	29
Nut Drivers.....	29
Nylon Cable Protector.....	199

O

Oiltight Punches with Notches.....	93
Oiltight SPEED PUNCH® Knockout System.....	65
Omni Marker™.....	313
Open Barrel Contact Pin Crimper.....	379
Open Tool Carrier, 11" Cordura®.....	45
Optical Fiber Cleaver.....	316
Optical Fiber Monitors.....	335
Optical Fusion Splicer.....	315
Optical Light Sources.....	321
Optical Power Meter.....	322
Other Coaxial Connectors.....	365

P

Padded Tool Belt.....	49
Parts And Accessories.....	176
Parts List for Models 591 and 592.....	182
PC Cable-Check™ PRO.....	309
Phase Sequence.....	419
Phase Sequence Indicator.....	419
Pipe Cart.....	440
Placement Tool.....	129
Plastic Conical Anchors.....	140
Pliers.....	14
Plumber Stud Punch.....	103
Pocket Cable Stripper.....	338, 361
Pocket Multimeter, PDMM-20.....	398
Pocket Probe Pick.....	370
Polarity Cubes.....	416
Poly Line.....	183
Polyester Measuring Tape and Dispenser.....	184
Polypro General Purpose Rope.....	203
Portable Blower Power Fishing System.....	181

Portable C-Frame Punch Drivers.....	105
Pouch/Belt Combo, 3-Piece.....	46
Power Cable Cutting.....	239
Power Finder®.....	410
Power Tool Accessories.....	109
Power-Return Tape Measures.....	42
PowerBlade.....	36
Precision Tone Generator.....	300

Premise Service Kit.....	348
Premium Terminal Crimping Tool.....	273
Premium Tone and Probe Kit.....	301
Pro Coax Compression Tool, RG59/6Q-7/11.....	363
Pro COAX Tool Kit.....	340
Pro HDMI® Cable Tester.....	383
Pro Kwik Stripper® CATV.....	359
Pro Stainless Steel Wire Strippers / Cutters / Crimpers.....	20
Pro Stainless Steel Wire Strippers, Cutters, Crimpers.....	353
Professional GX Series Tone Generators.....	295
ProGrip 3-in-1 Fiber Optic Stripper.....	337
ProGrip 5-in-1 Fiber Optic Stripper.....	337
ProPunch™ 110 Multi-pair Punchdown.....	369
Protractor with Magnetic Base.....	170
Pulling Accessories.....	196
Pulling Grip Selection Guide.....	208
Pulser Fault Locator.....	311
Pulser Fault Locator.....	413
Pump Pliers.....	17
Punchdown Stripper.....	370
Punchdown Tool.....	369
Push-On Cable TV "F" Connectors.....	365
PVC Accessories.....	168
PVC Bending Equipment Selection Guide.....	166
PVC Cutter.....	168
PVC Cutter for up to 1-1/4".....	37
PVC Cutter for up to 1-1/4".....	168
PVC Cutter for up to 2".....	37
PVC Cutter for up to 2".....	168
PVC Cutters.....	37
PVC Heaters & Blankets.....	166
PVC Heating Blankets for up to 4", All Schedules.....	166
PVC Plugs and Plug Set.....	168
PVC Saws.....	137
PVC-Coated Rigid Shoe Group, 1/2" - 2" 40 MIL.....	150
PZ 6 ROTO Wire Ferrule Crimper.....	274

Q

Quad Flaring Tool, RG59/RG6/RG6.....	362
Quad-Point Dieless Remote-Powered Crimping Heads.....	256
Quick Adjust Sheave Roller, 660QA.....	201
Quick Change Carbide Tipped Hole Cutters.....	114
Quick Change D'VersiBIT® System Kit.....	130
Quick Change Hole Saw Kit.....	120
Quick Connect Extensions.....	131
Quick Cutter™ Hole Saws.....	122
Quick Draw 90®.....	79
Quick Draw®.....	79
Quick Draw® Flex.....	79
Quick Draw® Hydraulic Punch Driver.....	78

R

Ram.....	77
Ram and Hand Pump Kits Parts List	87
Ram, 746.....	102
Ratchet ACSR Cable Cutter	237
Ratchet Cable Bender.....	266
Ratchet Cable Cutters.....	19
Ratchet Cable Cutters.....	229
Ratchet Communications Cutter	242
Ratchet-Type Reel Stand	443
Reachers	177
Recessed Light Hole Saws.....	122
Recessed Light Hole Saws.....	122
Reciprocating Saw Blades	135, 136
Recommended Hole Saw Cutting Speeds	123
Rectangular Punches.....	95
Reel Rollers	444
Reel Stand Spindles.....	443
Wire & Cable Termination Reference	263
Remote Cable Cutter - 4"	240
Remote Hydraulic Cutting	241
Remote-Powered Crimping Heads, 12-Ton	250
Replacement Cases and Leaders	176
Replacement Draw Studs for Hydraulic Drivers	99, 100
Replacement Draw Studs for Manual Drivers	98
Replacement Draw Studs for Ratchet Drivers.....	100
Replacement Draw Studs for Special Shape Punches	101
Replacement Draw Studs for SPEED PUNCH®	97
Replacement Metal Tips for 200B and 200EP Probes.....	299
Replacement Parts.....	433
Replacement Piercing Clips	293
Replacement Plastic Tips for 200 Series Probes	299
Retractable Saw Set	36
Right-Angle Twin Yoke Sheave - 4,000lb Capacity	196
Rigid Conduit Bender	157, 158, 159
Rope.....	203
Rope Clevis.....	205
Rope Stands	444
Rope-to-Swivel Connectors	204
Round Cable Cutters.....	352

S

Saber™ Cable Stripper Tools	267
Safety Glasses.....	54
Safety Products	54
Satellite Diplexer	366
Satellite TV Splitters.....	366
Saw Blades	135
Scratch Awl	28
Screw Anchor Expanders for Caulking Anchors.....	139
Screw-Holding Screwdriver	26
Screw-Type Reel Stands.....	443
Screwdriver Set, 5-Piece	23
Screwdriver Set, 7-Piece	23
Screwdrivers	23
SealTite® 59/6 CATV "F" Compression Crimper	363
SealTite® BNC Compression Connectors	364

SealTite® Cable TV "F" Compression Connectors	364
SealTite® Pro A/V Kit	344
SealTite® Pro Cable TV "F" Kit	344
SealTite® ProM Coax Crimper	362
SealTite® RCA Compression Connectors	364
Security and Alarm Kit	303
Selection Guide for Copper & Aluminum Cable Cutters	224
Selection Guides.....	60
Self Testing Non-Contact Voltage Detector	390
Self-Feeding Spade Bits.....	132
SensolITE® Light Detector	325
Series Crimpers, 1300	375
Set Screw Clamp Pulling Grips	207
Shelving	442
Shotgun Shoe for 555 Benders.....	150
Sidekick® 7B	285
Sidekick® Plus	283
Sidekick® Plus Copper	282
Sidekick® T&N	284
Sidekick® T&ND	284
Sidekick® V.O.C.	285
Silicon Fiber Optic Power Meter.....	326
Singlemode Fiber Optic Test Set	331
SITE-RITE® Hand Benders.....	163
Slant-Top Boxes.....	429
Slitter, AM 25	360
Slitter, AM 35	360
Slug Splitter® Knockout Punches	72, 73
Slug Splitter® SC	72, 73
Slug Splitter® SC Knockout Kits	70
Slug Splitter® SC Ram	70
Slug-Buster SC® (Self-Centering)	85
SLUG-Buster® Hydraulic Knockout Kits	74
Slug-Buster® Knockout Kit with Ratchet Wrench	80
Slug-Buster® Knockout Kit with Ratchet Wrench - Metric	82
Slug-Buster® Knockout Punches.....	84
Slug-Buster® Knockouts	80
Slug-Buster® Knockouts	84
Slug-Buster® Manual Knockout Sets	81
Slug-Buster® Ram	74, 75, 76
Smart Optical Loss Test Set	333
Smart Optical Loss Test Set, 525N-30	332
SmartMARK™ Laser Etched Fish Tapes	172
Sound Level Meter.....	420
Spade Bits	133
Spade Bits	132
Special Application Punches	93
Specialty Testers.....	420
SPEED PUNCH® Knockout Kit for Stainless Steel.....	68
SPEED PUNCH® Knockout Kits	66, 67
SPEED PUNCH® Knockout Kits for Mild Steel.....	65
SPEED PUNCH® Knockout Kits for Stainless Steel - Parts List.....	68
SPEED PUNCH® Knockout Set - Metric.....	69
SPEED PUNCH® Knockout Set - Oiltight Punches with Notches	69
SPEED PUNCH® Knockout System.....	65

SPEED PUNCH® Knockouts	64
SPEED PUNCH® Punches	102
SpeedFlex® Leaders	172
Splice-On Connector.....	316
Splice-On Connectors & Adapters.....	317
Split Mesh Rod Closing Basket-Type Slack Pulling Grips.....	211
Square and Special Square Punches	94
Square-Recess Tip Driver Set, 4-Piece	27
Square-Recess Tip Drivers.....	27
Stainless Steel SPEED PUNCH® Knockout System.....	65
Stainless Steel Stripping/Crimping Combination Tool	21
Stainless Steel Wire Stripper/Cutters	20
Standard Cable Length Meter	391
Standard Hydraulic Knockout Punch Kits	86
Standard Knockout Punch Sets.....	88
Standard Knockout Punches	91
Standard Round Knockout Punches	92
Standard Round Knockout Punches 0.5" to 6" Conduit and Pipe.....	91
Standard Round Manual Industrial Punch Kit.....	86
Standard Round Manual Industrial Punch Set	89
Standard Round Manual Knockout Punch Kits	88
Standard Round Manual Knockout Punch Kits - Metric	90
Standard Threaded Punches	102
Starter Electrician's Tool Kit	58
Station Master Pro	294
Station Master Pro Kit.....	294
Station Master™ Pro	414
Steel Cable & Wire Rope Cutter	238
Steel Cutters.....	233
Steel Hole Cutters.....	114
Step Bits.....	110
Storage.....	428
Straight Claw Hammer.....	42
Stripax® Pro 6	354
Strippers, LC CST	358
Stripping Pliers	16
Structured Wiring Testers.....	305
Stubby Auger Wood Bits.....	126
Stubby Screwdriver	25
Stubby Square-Recess Tip Driver.....	27
Stud Punches	103
Super Tugger® Cable Puller: 6500 lb. (28.9 kN) rated	191
Sure-Grip Test Leads	422
SurePunch Pro Punchdown Tool	367
SurePunch Punchdown Tools	368
Swabs, Brushes, Mandrels.....	214
Swivels.....	204
Swivels & Rope Connectors	204

T

T-Basket-Type Pulling Grips.....	210
T-Bug® Digital Signal Identifier	300
T-Handle Hex Key Drivers	33
Telco Technician Tool Kit.....	346
Tele-Mate™, TM-700	286
Telecom Splice Crimpers	352
Telephone Ratchet Crimper.....	373

TelScout® TS90.....	290
Terminal Crimping Tool	273
Threaded Rod Cutter.....	39
Throwmaster® Paragon	288
TM-500 Tele-Mate™ Telephone Test Set.....	286
Tone and Probe Carrying Case.....	304
Tone and Probe Plus Cable-Check™	303
Tone Probe Amplifiers.....	298
Tone Probes Selection Guide.....	298
Tone Test Set.....	296
ToneRanger	288
Tool Bags, Pouches & Belts.....	45
Tool Caddy, 20-Pocket	47
Tool Carrier with Parts Bin, 16"	46
Tool Kits	55
Touchless AC Voltage Indicator	389
Tough & Water Resistant Multi-Filter Tone Probe.....	298
Tracker II	310, 412
Tray-Type Sheaves	200
Triple Sheave Cable Guide - 6,500lb Capacity	197
True RMS AC Clamp Meter.....	406
True RMS Clamp Meter, 1000A AC	403
True RMS Clamp Meter, 1000A AC/DC	403
True RMS Clamp Meter, 1000A HVAC	405
True RMS Clamp Meter, 600A AC	404, 405
True RMS Clamp Meter, 600A AC/DC.....	404
True RMS Clamp Meter, 600A HVAC	406
Tugger Accessories.....	195
TurTEL® Modular Adapters/Polarity Tester	290
Twist-On Cable TV "F" Connectors	364
Two-Hand Ratchet Cable Cutter	228

U

Ultimate Coax Compression Tool Kit	342
Ultimate Data/Voice Pro Kit.....	343
Ultimate DataReady® Pro Kit.....	342
Ultimate Fiber Tool Kit.....	339
Ultimate Premise Service Kit.....	341
Ultimate Technician Kit	341
Ultimate Tool Bag.....	343
Ultra Cable Feeder™	186
Ultra Cutters	116
Ultra Tugger® 10 (UT10).....	188
Ultra Tugger® 4 (UT4).....	193

Ultra Tugger® 6001 Adapter Package, 11147	192
Ultra Tugger® 8.....	189
Uni Marker®	314
Universal Cable Stripper	267
Universal Slitter	360
Utility Cabinets.....	431
Utility Knife	35

V

Vacuum/Blower Power Fishing System, 690-15.....	179
Vacuum/blowers	179
Video Inspection Scope.....	323, 324

Video Inspection Scope	
Adapter Tips	324
Visual Fault Locator, 180XL	320
Voice and Category 5 Data Termination Kit	351
Voltage Tester	387

W

Welder's Boxes	433
Winter-Gel™	212
Winter-Gel™ Cable Pulling Lubricant	213
Wire & Cable Identification	293
Wire And Cable Handling	436
Wire and Cable Pulling Grips	129
Wire And Cable Stripping Tools	267
Wire and Valve Locator	312
Wire and Valve Locator	414
Wire Caddy, 6-Spindle	437
Wire Cart	439
Wire Crimping Tools	270
Wire Cutter, EHS Guy	237
Wire Dispenser	437, 441
Wire Duct Brush	215
Wire Ferrule Crimping Tool	274, 275, 276
Wire Ferrule Crimping Tools	274
Wire Finder	413
Wire Finder/Mini Locator	311
Wire Reacher, 3'	178
Wire Stripping Tools	20
Wireless Test Solution	281
Wiremap Tester	308
Xpert Tone and Probe Kit	301

Z

Zipper Bag, 12" Canvas	49
------------------------	----

Alphanumeric Index by Catalog/UPC Number

A

A-1	268
AC-ADPT-20-UNIV	318
AC-CONN-FC-L2	318
AC-CONN-SC-L2	318
AC-CONN-ST-L2	318
ACSR	233
AE2-10	336
AF-1	268
AF2	311
AF2	413
AHP-10	336
AM-6	425
APC-108	329, 336
ASC-108	329, 336
ASC302	281
ASK302	281
ASK306	281
ASM-90	336
ASM300	281
AT8	295
AT8K	301
AT8L	296
AT8LK	302

ATS-108	329, 336
AU-250	336
B-1	268
BC14	40
BC18	40
BC24	40
BC30	40
BC36	40
BF-1	268
BLL-200	310, 312
BLL-200	411, 412
CCX	221, 222
CH1	311
CH1	413
CH2	311
CH2	413
CJB	247
CJD3	245, 247
CJD3BG	247
CJD30	247
CJK	245, 247
CJXPJ	247
CLM-1000	391
CLM-1000E	391
CLM-CLIPS	391
CLM-ROD	391
CLR-1	214
CLR-5	214
CLR-Q	214
CM-1300 Series	426
CM-1360	399, 403
CM-1360-C	403
CM-1500 Series	426
CM-1560	399, 403
CM-1560-C	403
CM-330	400, 407, 426
CM-410	400, 407, 426
CM-450	400, 406, 426
CM-600 Series	426
CM-660	400, 405
CM-660-C	405
CM-800 Series	426
CM-860	400, 404
CM-860-C	404
CM-900 Series	426
CM-960	400, 404
CM-960-C	404
CMA-40	426
CMA-60	426
CMAF Series	426
CMGRT-100	399, 401
CMGRT-100-C	401
CMH-1000	399, 405
CMH-1000-C	405
CMH-600	400, 406
CMH-600-C	406
CMI-100	426
CMI-1000	399, 402
CMI-1000-C	402
CMI-200	426
CMI-2000	399, 401, 425
CMI-2000C	401
CMI-600	400, 402
CMI-600-C	402
CMP-200	426
CMSC-1U	398, 401
CMT-80	387, 389, 400, 426
CMT-90	387, 388, 400, 426
CR25	200
CR4	442
CR6	441, 442

CR8	442
CRM-1	213
CRM-5	213
CRM-Q	213
CRT10	442
CS-8000	409
CS14	311
CS14	413
CS15	311
CS15	413
CS16	310
CS16	412
CS19	302
CS4	442
CS6	441, 442
CS8	441, 442
CS9	302
CSBK	442
CSIO	308
CSJ-100	387, 388, 426
CST10	442
CTF-200	200
CTR100	201
CTR200	201
DBITKIT	129
DDKIT-1-68	112
DM-200	425
DM-200 Series	426
DM-200A	392, 396, 425
DM-200A-C	396
DM-210	425
DM-210A	392, 396, 425
DM-210A-C	396
DM-25	393, 397, 426
DM-300 Series	426
DM-310	425
DM-330	425
DM-350	425
DM-45	393, 397, 425, 426
DM-500	425
DM-500 Series	426
DM-510	425
DM-510A	392, 396, 425
DM-510A-C	396
DM-65	393, 397, 425, 426
DM-800	425
DM-800 Series	426
DM-810	425
DM-810A	392, 395, 425
DM-810A-C	395
DM-820	425
DM-820A	392, 395, 425
DM-820A-C	395
DM-830A	392, 395, 425
DM-830A-C	395
DM-860	425
DM-860A	392, 394, 425
DM-860A-C	394
DML Series	426
DML-430	425
DML-430A	392, 394, 425
DML-430A-C	394
DML-54	425
DMSC-2U	398
DMSC-9	398
DMSC-9U	394, 398
DRILL/TAPS	112
DS10-HW-DDS	278
DS10-HW-ETH	278
DS10-HW-P	278
DS10-HW-PDH1	278

DS10-HW-PDH2	278
DS10-HW-T	278
DS10-HW-WIFI	278
DS10G-HW-B1	278
DS10G-HW-B2	278
DS10G-SW-110	278
DS10G-SW-201	278
DS10G-SW-210	278
DS1G-BAS	280
DS1G-PDH1	280
DS1G-PDH2	280
DS1G-SW-ADV	280
DS1G-SW-BAS	280
DS1G-SW-C37	280
DS1G-SW-CODIR	280
DS1G-SW-DCOM	280
DS1G-SW-E1	280
DS1G-SW-E3	280
DS1G-SW-IPTV	280
DS1G-SW-T1	280
DS1G-SW-T3	280
DS1G-SW-VOIP	280
DSL Test Set	282
DST-SW-4	278
DST-SW-D1D	278
DST-SW-DCOM	278
DST-SW-DG	278
DST-SW-DT1	278
DST-SW-E	278
DST-SW-E1	278
DST-SW-EM	278
DST-SW-H3	278
DST-SW-N1	278
DST-SW-NX	278
DST-SW-PRO4	278
DST-SW-TON	278
DST-SW-V	278
DST-SW-X	278
DTAP1/4-20	113
DTAP10-24	113
DTAP10-32	113
DTAP12-24	113
DTAP3/8-16	113
DTAP5/16-18	113
DTAP6-32	113
DTAP8-32	113
DTAPKIT	113
DTAPKITM	113
DTAPM10C	113
DTAPM3C	113
DTAPM4C	113
DTAPM5C	113
DTAPM6C	113
DTAPM8C	113
E-1	268
E-2	268
E-3	268
E-4	268
E-5	268
E-6	268
E-7	268
E-8	268
E-9	268
E12CCXL	221, 222
E12CCXL11	222
E12CCXL12	222
E12CCXL120	222
E12CCXL22	222
E12CCXL230	222
E12CCXLB	222

EAC18120	63	EK1550L22	251	ES32LB	225	FCP-2.5	320
EAC18120	220, 262	EK1550L230	251	ES750-11	226	FCUPC-SOC-100	317
EAC18230	220, 262	EK1550LB	251	ES750-22	226	FCUPC-SOC-12	317
ECCXL	221, 222	EK210L11	270	ES85E	240	FF200	172
ECCXL11	222	EK210L12	270	ESC105L11	239	FI-100 Kit	319
ECCXL12	222	EK210L120	270	ESC105L12	239	FI-100-250	319
ECCXL120	222	EK210L22	270	ESC105L22	239	FI-100-2MM	319
ECCXL22	222	EK210L230	270	ESC105LB	239	FI-100-3MM	319
ECCXL230	222	EK210LB	270	ESC85L	240	FI-100-900	319
ECCXLB	222	EK410L	258	ESC85L11	240	FI-100-CASE	319
EF-1	268	EK410L11	244	ESC85L12	240	FI-100-SUNSHADE	319
EF-2	268	EK410L12	244	ESC85L20	240	FL2AA	43
EF-3	268	EK410L120	244	ESC85L22	240	FL2AAAP	44
EF-4	268	EK410L22	244	ESC85L230	240	FL2AAAP	340
EF-5	268	EK410L230	244	ESC85LB	240	FL2AAF	43
EHP700L11	220	EK410LB	244	ESG25L11	234	FL2C	43
EHP700L12	220	EK50ML12011	271	ESG25L12	234	FL2D	43
EHP700L120	220	EK50ML12011	374	ESG25L22	234	FL4AAP	44
EHP700L22	220	EK50ML12022	271	ESG25LB	234	FL4AAP-HM	44
EHP700L230	220	EK50ML12022	374	ESG45EF	236	FL4AAP-PCH	44
EHP700LB	220	EK50ML120B	271	ESG45ESI	236	FLHEAD	44
EK06ATCL11	254	EK50ML120B	374	ESG45L11	236	FP12	178
EK06ATCL12	254	EK50ML13811	271	ESG45L12	236	FP18	178
EK06ATCL120	254	EK50ML13811	374	ESG45L120	236	FP24	178
EK06ATCL22	254	EK50ML13822	271	ESG45L22	236	FP3	178
EK06ATCL230	254	EK50ML13822	374	ESG45L230	236	FS439-100	174
EK06ATL11	254	EK50ML138B	271	ESG45LB	236	FTF540-100	175
EK06ATL12	254	EK50ML138B	374	ESG50L11	227	FTF540-50	175
EK06ATL120	254	EK50MLCASE	271	ESG50L12	227	FTFS439-100	174
EK06ATL22	254	EK50MLCASE	374	ESG50L120	227	FTFS439-50	174
EK06ATL230	254	EK622L11	246	ESG50L22	227	FTHD24-100	382
EK06ATLB	254	EK622L12	246	ESG50L230	227	FTN536-100	175
EK06FTL11	254	EK622L120	246	ESG50LB	227	FTN536-50	175
EK06FTL12	254	EK622L22	246	ESG55L11	235	FTS438-125	173
EK06FTL120	254	EK622L230	246	ESG55L12	235	FTS438-125BP	173
EK06FTL22	254	EK622LB	246	ESG55L22	235	FTS438-240	173
EK06FTL230	254	EK628L	245	ESG55LB	235	FTS438-240BP	173
EK06FTLB	254	EK628L11	245	ESP710L Stud Punch	103	FTS438-65	173
EK1230L11	248	EK628L12	245	ESP710L11	103	FTS438-65BP	173
EK1230L12	248	EK628L120	245	ETS12L11	231	FTS438DL-150	172
EK1230L120	248	EK628L22	245	ETS12L12	231	FTS438DL-250	172
EK1230L22	248	EK628L230	245	ETS12L120	231	FTS438W-100	173
EK1230L230	248	EK628LB	245	ETS12L22	231	FTSS438-100	174
EK1230LB	248	EK6IDL11	255	ETS12L230	231	FTSS438-200	174
EK1240CL11	248	EK6IDL12	255	ETS12LB	231	G3	187, 194
EK1240CL12	248	EK6IDL120	255	ETS8L11	232	GAC 020	322
EK1240CL120	248	EK6IDL22	255	ETS8L12	232	GAC 021	322
EK1240CL22	248	EK6IDL230	255	ETS8L120	232	GAC 022B	321
EK1240CL230	248	EK6IDLB	255	ETS8L22	232	GAC 023B	321
EK1240CLB	248	EL122/32	220	ETS8L230	232	GAC 024B	321
EK1240KL11	248	EML100	313	ETS8LB	232	GAC 025B	321
EK1240KL12	248	ES100011	226	F-1	268	GAC 026	322
EK1240KL120	248	ES100022	226	F-2	268	GAC 027	322
EK1240KL22	248	ES20E	233	F-3	268	GAC 028	322
EK1240KLB	248	ES20L11	233	F-4	268	GAC 029	322
EK1240L11	248	ES20L12	233	F-5	268	GAC 034B	324
EK1240L12	248	ES20L22	233	F-6	268	GAC 040B	324
EK1240L120	248	ES20LB	233	F-7	268	GAC 041B	324
EK1240L22	248	ES2511	234	F-8	268	GAC 042B	324
EK1240L230	248	ES2522	234	F-9	268	GAC 043B	324
EK1240LB	248	ES32FL11	225	FC50-SOC-100	317	GAC 044B	324
EK12IDL11	257	ES32FL12	225	FC50-SOC-12	317	GAC 045B	324
EK12IDL12	257	ES32FL120	225	FC62-SOC-100	317	GAC 046B	324
EK12IDL120	257	ES32FL22	225	FC62-SOC-12	317	GAC 047B	324
EK12IDL22	257	ES32FL230	225	FCAPC-SOC-100	317	GAC 048B	324
EK12IDL230	257	ES32FLB	225	FCAPC-SOC-12	317	GAC 049B	324
EK12IDLB	257	ES32L11	225	FCOM3-SOC-100	317	GAC 050B	324
EK1550FTLUB	251	ES32L12	225	FCOM3-SOC-12	317	GAC 052B	324
EK1550L11	251	ES32L120	225	FCOM4-SOC-100	317	GAC 104B	324
EK1550L12	251	ES32L22	225	FCOM4-SOC-12	317	GAC 107B	324
EK1550L120	251	ES32L230	225	FCP-1.25	320	GAC 109B	324

GAC 115B.....	324	GT-65.....	387, 426	KA12-1.....	260	KC4-3/0.....	258
GAC 116B.....	324	GT-95.....	387, 426	KA12-1/0.....	260	KC4-300.....	258
GAC 126.....	322	GTS-1930.....	267	KA12-2.....	260	KC4-4.....	258
GAC 540.....	322	GTS-BRK.....	267	KA12-2/0.....	260	KC4-4/0.....	258
GATOR-EKG.....	219, 255	GTS-CASE.....	267	KA12-250.....	260	KC4-6.....	258
GATOR-PK.....	220	GTS-RDS.....	267	KA12-3/0.....	260	KC4-8.....	258
GDLS 350.....	321	GTS-RH.....	267	KA12-300.....	260	KC4CU.....	258
GDLS 355.....	321	GTS-THHN.....	267	KA12-350.....	260	KD06AL.....	245, 259
GDLS 360.....	321	GTS-THHN-EC.....	267	KA12-4.....	260	KD12-10.....	260
GEL-1.....	213	GTS-THHN-GC.....	267	KA12-4/0.....	260	KD12-11.....	260
GEL-5.....	213	GTS-THHN-SW.....	267	KA12-400.....	260	KD12-12.....	260
GEL-Q.....	213	GTS-THXH.....	267	KA12-500.....	260	KD12-14.....	260
GFCI.....	416	GTS-THXH-EC.....	267	KA12-6.....	260	KD12-15.....	260
GG1-1/0L.....	206	GTS-THXH-GC.....	267	KA12-600.....	260	KD12-17.....	260
GG1-1/0M.....	206	GTS-THXH-SW.....	267	KA12-750.....	260	KD12-18.....	260
GG1-1/0S.....	206	GTS-XHHW.....	267	KA12-8.....	260	KD12-19.....	260
GG1-1/0XL.....	206	GTS-XHHW-EC.....	267	KA22-1.....	259	KD12-20.....	260
GG1-1/0XS.....	206	GTS-XHHW-GC.....	267	KA22-1/0.....	259	KD12-21.....	260
GG1000L.....	206	GTS-XHHW-SW.....	267	KA22-2.....	259	KD12-30.....	260
GG1000M.....	206	GTSD-1930.....	267	KA22-2/0.....	259	KD12-32.....	260
GG1000S.....	206	GVIS 300 MP-USB.....	323	KA22-250.....	259	KD12-33.....	260
GG1000XL.....	206	GVIS 400-HDP.....	323	KA22-3/0.....	259	KD12-35.....	260
GG1000XS.....	206	HDBC24.....	40	KA22-300.....	259	KD12-36.....	260
GG2/0-4/0L.....	206	HDBC30.....	40	KA22-350.....	259	KD12-37.....	260
GG2/0-4/0M.....	206	HDBC36.....	40	KA22-4.....	259	KD12-38.....	260
GG2/0-4/0S.....	206	HDBC42.....	40	KA22-4/0.....	259	KD12-39.....	260
GG2/0-4/0XL.....	206	HDCN24-10.....	382	KA22-6.....	259	KD12-40.....	260
GG2/0-4/0XS.....	206	HDCN24-50.....	382	KA22-8.....	259	KD12AL.....	260
GG250-350L.....	206	HDFBC18.....	39	KA4-1.....	258	KD12CU.....	260
GG250-350M.....	206	HDFBC24.....	39	KA4-1/0.....	258	KD4-10.....	258
GG250-350S.....	206	HDFBC30.....	39	KA4-2.....	258	KD4-840.....	258
GG250-350XL.....	206	HDFBC36.....	39	KA4-2/0.....	258	KD6-10.....	247, 259
GG250-350XS.....	206	HK06AT.....	256	KA4-4.....	258	KD6-11.....	247, 259
GG400-500L.....	206	HK06FT.....	256	KA4-6.....	258	KD6-12.....	247, 259
GG400-500M.....	206	HK1230.....	249	KA4-8.....	258	KD6-13.....	247, 259
GG400-500S.....	206	HK1230C.....	249	KA4AL.....	258	KD6-14.....	247, 259
GG400-500XL.....	206	HK1240.....	249	KC12-1.....	260	KD6-15.....	247, 259
GG400-500XS.....	206	HK1240C.....	249	KC12-1/0.....	260	KD6-16.....	247, 259
GG600-750L.....	206	HK12ID.....	257	KC12-2.....	260	KD6-17.....	247, 259
GG600-750M.....	206	HK520.....	236	KC12-2/0.....	260	KD6-18.....	247, 259
GG600-750S.....	206	HKL1232.....	249	KC12-250.....	260	KD6-19.....	247, 259
GG600-750XL.....	206	HS-1.....	312	KC12-3/0.....	260	KD6-20.....	247, 259
GG600-750XS.....	206	HS1.....	298	KC12-300.....	260	KD6-21.....	247, 259
GMFT-MM.....	322	HTA4GL.....	220	KC12-350.....	260	KD6-22.....	247, 259
GMFT-SM.....	322	IC1.....	310	KC12-4.....	260	KD6-24.....	247, 259
GMFT-SM-MM.....	322	ISO-16.....	65	KC12-4/0.....	260	KD6-25.....	247, 259
GMX.....	441, 442	ISO-63.....	65	KC12-400.....	260	KD6-27.....	238, 247, 259
GMX-661.....	442	JRF-4EPR.....	267	KC12-500.....	260	KK100LFLEX.....	63, 66
GMX-661K.....	442	JRF-4XLP.....	267	KC12-6.....	260	KK100LFLEX.....	68
GMX-663.....	442	JRF-REPR.....	267	KC12-600.....	260	KK120LGL.....	227
GMX-663K.....	442	JRF-RPK.....	267	KC12-750.....	260	KK50LFLEX.....	63, 66
GMX-668.....	441	JRF-RXLP.....	267	KC12-8.....	260	KK50LGL.....	255
GMX-668K.....	441	K05-1GL.....	253	KC22-1.....	259	KP1022.....	18
GMX-670.....	441	K05-1SPGL.....	253	KC22-1/0.....	259	KP1022.....	273
GMX-670K.....	441	K09-2GL.....	253	KC22-2.....	259	KP1022-INS.....	50
GMX-910.....	441	K09-2SPGL.....	253	KC22-2/0.....	259	KP1022D.....	18
GMX-910K.....	441	K09-3GL.....	253	KC22-250.....	259	KP1022D.....	273
GMX-A1.....	441	K111.....	252	KC22-3/0.....	259	L107.....	41
GMX-A2.....	441	K1GL.....	274	KC22-300.....	259	L107.....	169
GPAD-250.....	324	K2-1BGL.....	273	KC22-350.....	259	L77.....	41
GRP 450-02.....	322	K210.....	273	KC22-4.....	259	L77.....	169
GRP 450-04.....	322	K22S1GL.....	245, 259	KC22-4/0.....	259	L97.....	41
GRP 460-02.....	322	K28GL.....	276	KC22-400.....	259	L97.....	169
GRP 460-04.....	322	K29GL.....	276	KC22-500.....	259	LC50-SOC-100.....	317
GT-10.....	416	K30GL.....	275	KC22-6.....	259	LC50-SOC-12.....	317
GT-10GFI.....	416	K32GL.....	275	KC22-8.....	259	LC62-SOC-100.....	317
GT-12A.....	387, 390	K34GL.....	275	KC4-1.....	258	LC62-SOC-12.....	317
GT-16.....	387, 389	K425BG.....	253	KC4-1/0.....	258	LCAPC-SOC-100.....	317
GT-220.....	426	K425K58.....	253	KC4-2.....	258	LCAPC-SOC-12.....	317
GT-540.....	426	K425KO.....	253	KC4-2/0.....	258	LCOM3-SOC-100.....	317
GT-65.....	387	K4250.....	253	KC4-250.....	258	LCOM3-SOC-12.....	317

LCOM4-SOC-100.....	317	PA1258.....	339, 358	PA1926-1.....	338, 339	PA3580.....	349, 370
LCOM4-SOC-12.....	317	PA1280.....	342, 345, 346, 358	PA1927.....	341, 342, 345, 361	PA3581.....	370
LCUPC-SOC-100.....	317	PA1281.....	358	PA1928.....	361	PA3582.....	370
LCUPC-SOC-12.....	317	PA1282.....	358	PA1933.....	346	PA3584.....	367
LDTAP1/4-20.....	113	PA1283.....	358	PA2029.....	377	PA3585.....	367
LDTAP10-32.....	113	PA1285.....	358	PA2031.....	377	PA3586.....	367
LDTAP8-32.....	113	PA1302.....	345, 375	PA2032.....	375	PA3587.....	367
LDTAPKIT.....	113	PA1305.....	377	PA2033.....	377	PA3588.....	367
LS100.....	62, 63, 97, 102	PA1306.....	377	PA2034.....	345, 376	PA3589.....	341, 342, 343, 347, 348, 367
LS100L11A.....	63	PA1307.....	375	PA2035.....	377	PA3590.....	367
LS100L11SB.....	63	PA1308.....	377	PA2039.....	376	PA3591.....	367
LS100L11SB4.....	63	PA1317.....	376	PA2040.....	377	PA3592.....	367
LS100L11SB4SP.....	63, 65	PA1319.....	376	PA2042.....	376	PA3593.....	367
LS100L11SBSP.....	63, 65	PA1322.....	377	PA2044.....	339	PA3595.....	367
LS100L11SS.....	63	PA1328.....	376	PA2045.....	376	PA3596.....	367
LS100L11SS4.....	63	PA1334.....	377	PA2046.....	376	PA3598.....	367
LS100L11SSSP.....	63, 68	PA1335.....	376	PA2047.....	376	PA3599.....	367
LS100LB.....	63, 66, 68	PA1336.....	376	PA2051.....	376	PA3711.....	371
LS50.....	62, 63, 97, 102	PA1338.....	376	PA2061.....	342, 347, 375	PA3712.....	371
LS50L11A.....	63	PA1340.....	375	PA2062.....	341, 342, 347, 348, 375	PA3713.....	371
LS50L11B.....	63	PA1342.....	375	PA2063.....	342, 347, 375	PA3714.....	371
LS50L11SBSP.....	63, 65	PA1345.....	375	PA2064.....	342, 347, 375	PA3715.....	371
LS50LB.....	63, 66	PA1356.....	376	PA2067.....	342, 347	PA3716.....	371
LT-100.....	422, 426	PA1359.....	377	PA2068.....	375	PA3717.....	371
MA120.....	262	PA1360.....	377	PA2075.....	345	PA3718.....	371
MA12ID.....	262	PA1363.....	376	PA2095.....	377	PA3811.....	371
MA22.....	262	PA1365.....	376	PA2096.....	377	PA4003.....	383
MA4.....	262	PA1366.....	376	PA2097.....	377	PA4017.....	383
MA50.....	262	PA1367.....	376	PA2109.....	360	PA4019.....	383
MBC110.....	271	PA1368.....	376	PA2113.....	354	PA4336.....	350
MBC110.....	374	PA1387.....	375	PA2119.....	356	PA4370.....	350
MBC230.....	271	PA1389.....	376	PA2120.....	356	PA4527.....	368
MBC230.....	374	PA1460.....	378	PA2240.....	357	PA4528.....	347, 368
MBP108.....	271	PA1461.....	378	PA2243.....	357	PA4531.....	368
MBP108.....	374	PA1462.....	378	PA2245.....	357	PA4560.....	369
MKS1GL.....	261	PA1511.....	316, 337, 339	PA2247.....	357	PA4561.....	369
MVB.....	188, 189, 190	PA1530R.....	372	PA2248.....	357	PA4562.....	369
NC-100.....	306	PA1540.....	372	PA2263.....	358	PA4563.....	369
NC-500.....	305	PA1543.....	307, 341, 342, 346, 347, 348	PA2280.....	342, 345, 346, 358	PA4571.....	342, 346, 347, 348, 368
NC-510.....	305	PA1557.....	342	PA2281.....	342, 346, 358	PA4572.....	341, 343, 368
NC-520.....	305	PA1559.....	341, 344, 362	PA2282.....	342, 345, 346, 358	PA4573.....	341, 343, 348, 368
O4686.....	91	PA1561.....	343, 346, 347, 348, 349, 372	PA2283.....	342, 345, 358	PA4574.....	341, 368
OFM1020.....	335	PA1573.....	303, 341, 343, 346, 348	PA2284.....	342, 345, 358	PA4575.....	341, 368
OFM130.....	335	PA1574.....	309	PA2303.....	374, 375	PA4591.....	341, 342, 343, 347, 368
PA1113.....	354	PA1576.....	308, 348	PA2346.....	375	PA4599.....	341, 342, 346, 347, 348, 367
PA1115P.....	355	PA1577.....	309	PA2648.....	376	PA4908.....	347
PA1116.....	342, 343, 346, 347, 348, 349, 356	PA1594.....	309, 342	PA2649.....	345, 376	PA4909.....	349
PA1117.....	354	PA1599.....	383	PA2653.....	345, 376	PA4910.....	344
PA1118.....	354	PA1600.....	339, 346	PA2656.....	376	PA4915.....	344
PA1119.....	342, 344, 345, 356	PA1631.....	379	PA2657.....	376	PA4923.....	339, 341, 342, 343, 346
PA1123.....	354	PA1645.....	379	PA2664.....	339	PA4924.....	339
PA1161.....	339, 355	PA1670.....	378	PA2674.....	375	PA4932.....	341
PA1162.....	337, 339	PA1700.....	381	PA2687.....	341, 348, 375	PA4933.....	341
PA1171.....	315, 316, 337, 339	PA1820.....	339, 360	PA2699.....	376	PA4934.....	342
PA1175.....	352	PA1821.....	339, 342, 345, 360	PA2712.....	381	PA4935.....	343
PA1176.....	274	PA1822.....	339, 360	PA3240.....	357	PA4938.....	346
PA1176.....	378	PA1828-1.....	381	PA3242.....	357	PA4939.....	342
PA1177.....	337	PA1873.....	381	PA3526.....	368	PA4940.....	340, 346
PA1178.....	352	PA1900.....	341, 343, 370	PA3527.....	368	PA4940-31.....	340
PA1179.....	341, 342, 344, 345, 346, 348, 352	PA1902.....	289, 341, 346, 348	PA3528.....	368	PA4941.....	340
PA1180.....	352	PA1903.....	289, 346	PA3560.....	369	PA4942.....	340
PA1192.....	382	PA1907.....	342, 362	PA3561.....	369	PA4943.....	340
PA1240.....	357	PA1908.....	342, 362	PA3570.....	346, 347, 348, 368	PA4946.....	340
PA1243.....	357	PA1913.....	370	PA3571.....	368	PA5000.....	340
PA1247.....	357	PA1915.....	370	PA3572.....	368	PA6000.....	350
PA1248.....	357	PA1916.....	362	PA3573.....	368	PA6001.....	350
PA1250.....	357	PA1917.....	344, 362	PA3574.....	368	PA6514.....	368
PA1255.....	345, 358	PA1920-1.....	338, 339	PA3575.....	368	PA6575.....	36
PA1256.....	358	PA1922-1.....	338, 339	PA3576.....	368	PA70020.....	340, 363
PA1257.....	341, 344, 348, 358	PA1923.....	341, 342, 343, 347	PA3579.....	368	PA8000.....	341, 342, 347, 348, 374

PA8001.....	376	PA9676.....	364	RS438-125.....	173	T1030.....	326, 336
PA8002.....	376	PA9677.....	364	RS438-240.....	173	T1038.....	336
PA8003.....	376	PA9678.....	364	RS438-65.....	173	T1040.....	336
PA8005.....	376	PA9682.....	365	RS438W-100.....	173	T1062.....	326, 336
PA8006.....	376	PA9683.....	365	RSS438-100.....	174	T1087.....	336
PA8007.....	376	PA9686.....	365	RSS438-200.....	174	T10E2.....	336
PA8008.....	376	PA9688.....	366	S2613.....	182	T10LC.....	336
PA8012.....	376	PA9689.....	366	S438W-200.....	173	T10TB.....	336
PA8013.....	376	PA9690.....	366	SC50-SOC-100.....	317	T10ZP.....	336
PA8014.....	376	PA9694.....	364	SC50-SOC-12.....	317	T13A2.....	336
PA8015.....	376	PA9695.....	364	SC62-SOC-100.....	317	TC-10.....	388,
PA8021.....	377	PA9714.....	344, 364	SC62-SOC-12.....	317402, 404, 405, 406, 422, 423, 426	
PA8022.....	377	PA9715.....	344, 364	SCAPC-SOC-100.....	317	TC-15.....	423
PA8023.....	377	PA9716.....	364	SCAPC-SOC-12.....	317	TC-20.....	394, 395, 424, 426
PA8024.....	377	PA9719.....	365	SCOM3-SOC-100.....	317	TC-28.....	426
PA8025.....	377	PA9720.....	342, 364	SCOM3-SOC-12.....	317	TC-30..	401, 402, 403, 405, 423, 426
PA8026.....	377	PA9721.....	364	SCOM4-SOC-100.....	317	TC-40.....	426
PA8027.....	377	PA9730.....	342, 364	SCOM4-SOC-12.....	317	TC-5.....	
PA8030.....	375	PA9731.....	364	SCUPC-SOC-100.....	317387, 388, 389, 406, 407, 423, 426	
PA8031.....	375	PA9740.....	364	SCUPC-SOC-12.....	317	TC-50.....	426
PA8032.....	375	PDMM-20.....	393, 398	SDG105.....	241	TC-55.....	426
PA8033.....	375	PE2003.....	311, 312	SDG45.....	241	TC1S KIT.....	262
PA8036.....	375	PE2003.....	411, 413	SDG55.....	241	TF130.....	262
PA8045.....	375	PE620.....	297	SDG85.....	241	TF70L.....	262
PA8049.....	376	PE7780.....	297	SDK105.....	240, 241	TG-1000.....	419
PA8100.....	371	PE901.....	287	SDK2021GL.....	107	TG-2000.....	419
PA8105.....	371	PE902.....	287	SG4.....	147, 148, 150	TG3.....	220
PA8106.....	371	PE930.....	287	SG4-854.....	146, 151	THM5AC.....	292
PA8107.....	371	PE945.....	287	SP-LOCK.....	66, 67, 68, 69	THM5BAT.....	290, 292
PA8108.....	371	PE961.....	287	SP-LOCK2.....	66, 67, 68, 69	TK-30A.....	415
PA8109.....	371	PF8.....	195	ST50-SOC-100.....	317	TK-30AGFI.....	415
PA8110.....	371	PT-K01A.....	353	ST50-SOC-12.....	317	TM-500.....	286
PA8111.....	371	PT-T03.....	353	ST62-SOC-100.....	317	TM-500i.....	286
PA8112.....	371	PTR-1.....	124	ST62-SOC-12.....	317	TM-500T.....	286
PA901014.....	372	PTR-7/8.....	124	STOM3-SOC-100.....	317	TM-700.....	286
PA901016.....	372	R-1.....	268	STOM3-SOC-12.....	317	TM500.....	346
PA901024.....	363	R-10.....	268	STOM4-SOC-100.....	317	TPB.....	394, 395, 420
PA901039.....	348	R-11.....	268	STOM4-SOC-12.....	317	TR-12A.....	390
PA9010391.....	348	R-12.....	268	STUPC-SOC-100.....	317	TS90-350.....	292
PA901053.....	348	R-2.....	268	STUPC-SOC-12.....	317	TS90INTL.....	290
PA9010531.....	348	R-3.....	268	T-1.....	268	TSG-3.....	387, 388, 394, 395, 396,
PA901054.....	345	R-4.....	268	T-10.....	268397, 401, 403, 404, 405, 406, 422	
PA901066.....	307	R-5.....	268	T-11.....	268	TV220.....	291
PA901074.....	307, 341, 365	R-6.....	268	T-12.....	268	TV220-350.....	291
PA901081.....	345	R-7.....	268	T-13.....	268	TV90US.....	292
PA901083.....	346	R-8.....	268	T-14.....	268	UA12ID.....	223
PA901378.....	347	R-9.....	268	T-15.....	268	UA12P.....	223
PA9013781.....	347	RB-1.....	268	T-16.....	268	UA12T.....	223
PA901435.....	274	RB-2.....	268	T-17.....	268	UA22.....	223
PA906001.....	339	RB-3.....	268	T-18.....	268	UAK.....	223
PA906002.....	342	RH10.....	179	T-19.....	268	UAW.....	223
PA906003.....	345	RH15.....	179	T-2.....	268	UC26.....	223
PA9520.....	341, 347, 349, 373	RH25.....	179	T-20.....	268	UC40.....	223
PA9546.....	341, 349, 373	RK06AT.....	107	T-21.....	268	UCACSR.....	223
PA9549.....	373	RK06AT.....	256	T-22.....	268	UCUNC12.....	223
PA9610.....	364	RK06FT.....	107	T-23.....	268	UCUNC14.....	223
PA9611.....	364	RK06FT.....	256	T-24.....	268	UCUNC38.....	223
PA9612.....	364	RK1240.....	107	T-25.....	268	UT10-22.....	188
PA9642.....	364	RK1240.....	250	T-26.....	268	UT10-2S.....	187, 188
PA9643.....	344, 364	RK1240C.....	250	T-27.....	268	UT4.....	187, 193
PA9644.....	341, 364	rk12cx.....	222	T-28.....	268	UT4-22.....	193
PA9645.....	342, 364	RK1550.....	107	T-3.....	268	UT4F.....	193
PA9646.....	364	RK1550.....	252	T-4.....	268	UT4F-22.....	193
PA9647.....	364	RK425.....	247	T-5.....	268	WGEL-1.....	213
PA9655.....	346, 373	RMT-1.....	299	T-6.....	268	WGEL-5.....	213
PA9669.....	366	RN536-100.....	175	T-7.....	268	WGEL-Q.....	213
PA9670.....	366	RN536-50.....	175	T-8.....	268		
PA9671.....	366	RPC.....	293	T-9.....	268		
PA9672.....	366	RPT-1.....	299	T1020.....	326, 336		
PA9673.....	366	RPT-2.....	299	T1025.....	336		
PA9675.....	365	RS232.....	95	T1026.....	336		

Numeric Index by Catalog/UPC Number

00023.....	328	00519.....	321	00858.....	428	012154500.....	290
00024.....	325	00525.....	322	00859.....	428	01228.....	436
00025.....	326	00526.....	322	00863.....	192	012413.....	130, 131
00026.....	327	00531.....	322	00864.....	192	012415.....	130, 131
00029.....	329	00532.....	322	00865.....	188, 189	012417.....	126, 130, 131
00042.....		00533.....	322	00872.....	192	01247.....	134
.. 80, 81, 82, 85, 88, 89, 90, 96, 98		00534.....	322	00880.....	415	01248.....	134
00057.....	35	00540.....	323	00884.....	193	01249.....	134
00058.....	35	00553.....	188, 189, 190	00890.....	390	01250.....	134
00059.....	35	00560.....	190	00891.....	332	01251.....	134
00061.....	35	00561.....	190	00892.....	332	01252.....	134
00062.....	35	00562.....	190	00893.....	332	01254.....	134
00072.....	382	00563.....	190	00894.....	333	01257.....	134
00073.....	382	00564.....	190	00895.....	333	01258.....	134
00074.....	382	00565.....	190	00896.....	333	01260.....	134
00075.....	383	00566.....	190	00903.....	154	01261.....	134
00079.....	382	00567.....	190	00905.....	194	01262.....	134
00084.....	21	00583.....	190	00906.....	113	01263.....	134
00098.....	383	00584.....	190	00907.....	113	01266.....	134
00099.....	383	00585.....	190	00908.....	113	01271.....	134
00101.....	383	00586.....	190	00909.....	113	01272.....	134
00103.....	419	00587.....	190	00949.....	238	01273.....	134
00104.....	419	00588.....	190	00952.....	66, 67	01274.....	237
00113.....	137	00589.....	190	00953.....	66, 67	012791.....	129, 130, 131
00117.....	54	00606.....	407	00955.....	66, 67	012792.....	129, 130, 131
00118.....	54	00617.....	70	00956.....	66, 67	012793.....	129, 130, 131
00120.....	54	00618.....	73	00957.....	66, 67	01292.....	340
00121.....	54	00619.....	73	00967.....	188, 189, 195	01304.....	317
00149.....	193	00620.....	73	00979.....	66, 67	01316.....	282
00154.....	193	00621.....	73	00984.....	286	01317.....	282
00181.....	54	00622.....	71	00985.....	189	01318.....	282
00185.....	63	00623.....	71	00986.....	189	01319.....	147, 148, 149
00194.....	193	00624.....	71	01054.....	220	01320.....	147, 149
00196.....	54	00625.....	71	01058.....	220, 241	01321.....	147, 148, 149, 150
00197.....	54	00626.....	71	01059.....	220, 241	01322.....	147, 148, 149
00198.....	54	00627.....	71	01082.....	261	01323.....	147, 148, 149
00199.....	54	00629.....	71	01085.....	298	01324.....	282
00200.....	54	00630.....	71	01125.....	298	01328.....	315, 316
00201.....	54	00643.....	286	01126.....	298	01329.....	315
00222.....	54	00735.....	220	01128.....	257	01330.....	315
00233.....	54	00753.....	329	01129.....	270	01331.....	315, 316
00234.....	54	00763.....	58	01131.....	63	01333.....	315, 316
00235.....	54	00764.....	220	01134.....	222	01335.....	315
00288.....	38	00766.....	220	01135.....	222	0134-0500.....	300
00301.....	236	00767.....	220	01136.....	225	01340.....	262
00334.....	397	00781.....	192	01137.....	225	01359.....	20
00336.....	236	00782.....	192	01138.....	227	01360.....	20
00337.....	397	00783.....	192	01139.....	231	01361.....	20
00339.....	397	00784.....	192	01140.....	232	01361.....	353
00355.....	37	00785.....	71	01141.....	236	01432.....	315
00355.....	168	00791.....	192	01142.....	239	01433.....	315
00357.....	188	00799.....	192	01143.....	240	01452.....	315
00358.....	188	00803.....	223	01144.....	244	01463.....	282
00359.....	188	00804.....	192	01145.....	245	01500.....	110
00362.....	189	00811.....	192	01146.....	246	01501.....	110
00369.....	189	00812.....	188	01147.....	234	01502.....	110
00440.....	321	00813.....	188	01148.....	251	0151-08D.....	14
00441.....	321	00814.....	188	01149.....	251	0151-08M.....	14
00442.....	321	00815.....	192	01151.....	220	0151-09-INS.....	50
00443.....	321	00820.....	192	01152.....	233	0151-09CD.....	14
00471.....	190	00829.....	188	01153.....	235	0151-09CM.....	14
00486.....	286	00835.....	192	01154.....	248	0151-09D.....	14
00494.....	286	00838.....	196	01155.....	248	0151-09FD.....	14
00502.....	322	00843.....	196	01156.....	248	0151-09M.....	14
00505.....	322	00844.....	196	01157.....	248	0151-09SM.....	14
00509.....	322	00845.....	196	01158.....	254	01513.....	432
00511.....	322	00852.....	428	01159.....	254	01522.....	241
00518.....	321	00853.....	428	01174.....	359	01526.....	241
		00854.....	196	01205.....	438	0153-01-INS.....	52
		00855.....	196	01207.....	438	0153-01C.....	23
		00856.....	196	01214.....	438	0153-02C.....	23

0153-03C.....	23	0161-0001-1.....	313	0173-0001-1.....	314	02155.....	273
0153-04C.....	25	0162-0001-1.....	313	0174-0001-1.....	314	02182.....	440
0153-11-INS.....	52	01629.....	66, 67	0175-0001-1.....	314	02186.....	401
0153-11C.....	25	0163-0001-1.....	313	01762-01C.....	54	02187.....	402
0153-12C.....	25	01630.....	129	01762-01S.....	54	02188.....	403
0153-13C.....	25	01631.....	245, 259	01762-03A.....	54	02190.....	403
0153-14C.....	25	01632.....	148	01762-04M.....	54	02191.....	402
0153-15-ins.....	52	01633.....	148	01762-05S.....	54	02207.....	401
0153-15C.....	25	01634.....	147	01762-06C.....	54	02209.....	405, 406
0153-16C.....	25	01635.....	147	01762-07C.....	54	02210.....	404
0153-17-ins.....	52	0164-0001-1.....	313	0178-0001-1.....	314	02211.....	405
0153-21C.....	25	01640.....	315	0181-0001-1.....	313	02212.....	402
0153-22-ins.....	52	01642.....	66, 67	01832.....	441, 442	02219.....	403
0153-22C.....	25	01643.....	116	01833.....	442	02221.....	403
0153-23-ins.....	52	01644.....	66, 67	01834.....	441	02229.....	402
0153-23C.....	25	01645.....	66, 67	01835.....	441	02230.....	404
0153-24C.....	25	01646.....	66, 67	01836.....	441	02231.....	405, 406
0153-25C.....	25	01647.....	66, 67	01838.....	442	02233.....	404, 405
0153-26C.....	25	0165-0001-1.....	313	01839.....	441	02241.....	20
0153-27C.....	25	01650.....	66, 67	01841.....	441	02241.....	353
0153-28C.....	25	01651.....	66, 67	01843.....	442	02242.....	20
0153-31-INS.....	52	01652.....	66, 67	01847.....	442	02242.....	353
0153-31C.....	26	01653.....	66, 67	01853.....	441, 442	02243.....	21
0153-32C.....	25	01654.....	66, 67	01870.....	240, 241	02257.....	63, 65
0153-33-ins.....	52	01655.....	66, 67, 69	01874.....	195	02258.....	65
0153-33C.....	26	01657.....	66, 67, 68, 69	01876.....	228	02259.....	65
0153-34C.....	26	01658.....	66, 67	01878.....	228	02260.....	69
0153-35-ins.....	52	01660.....	66, 67	01879.....	121	02261.....	69
0153-35C.....	26	01661.....	68	01886.....	433	02263.....	69
0153-36C.....	26	01662.....	68	01896.....	324	02268.....	178
0153-42C.....	24	01663.....	68	01987.....	85	02274.....	220
0153-42C.....	340	01664.....	175	01988.....	85	02275.....	282
0153-43C.....	24	01665.....	68	01992.....	85	02276.....	68
0154-08D.....	30	01667.....	68	01993.....	85	02302.....	317
0154-10D.....	30	01668.....	68	01994.....	85	02303.....	317
0154-12D.....	30	01669.....	68	01995.....	85	02304.....	317
01541.....	179	01670.....	68	01996.....	85	02305.....	317
01542.....	179	01671.....	68	01997.....	85	02306.....	317
01543.....	179	01672.....	68	02004.....	126	02308.....	317
0155-25A.....	42	01678.....	68	02005.....	126	02313.....	317
0155-7MA.....	42	01679.....	68	02006.....	126	02314.....	317
01552.....	179	0168-0001-1.....	313	02007.....	126	02316.....	317
01553.....	179	01681.....	68	02021.....	258	02322.....	317
01554.....	179	01682.....	68	02022.....	258	02323.....	317
01555.....	241	01683.....	68	02037.....	258	02328.....	317
01556.....	241	01684.....	69	02038.....	322	02330.....	317
0156-11.....	42	01685.....	69	02042.....	220	02332.....	317
0156-12.....	42	01687.....	69	02046.....	322	02334.....	317
01575.....	415	01688.....	69	02051.....	324	02335.....	317
01577.....	247	01689.....	69	02052.....	317	02343.....	317
0158-11.....	45	01690.....	69	02058.....	317	02345.....	317
0158-12.....	45	01691.....	69	02060.....	317	02346.....	317
0158-13.....	45	01692.....	69	02062.....	317	02348.....	317
0158-14.....	49	01693.....	69	02064.....	253	02351.....	317
0158-15.....	47	01694.....	69	02065.....	253	02355.....	317
0158-16.....	46	01696.....	173	02069.....	394	02359.....	317
0158-17.....	47	01697.....	69	02070.....	436	02360.....	317
0158-19.....	46	0170-0001-1.....	314	02072.....	38	02361.....	317
0159-01-INS.....	51	01701.....	69	02072.....	269	02364.....	317
0159-11.....	55	01703.....	69	02075.....	258	02365.....	317
0159-12.....	55	01704.....	69	02076.....	258	02368.....	317
0159-13.....	56	01705.....	69	02077.....	258	02371.....	317
0159-14.....	58	01709.....	69	02078.....	258	02372.....	317
0159-23.....	56	0171-0001-1.....	314	02079.....	258	02377.....	317
0159-24.....	56	01712.....	69	02080.....	258	02378.....	317
0159-28.....	58	01715.....	65	02081.....	258	02379.....	317
0159-29.....	57	01716.....	65	02082.....	258	02381.....	317
0159-34.....	57	0172-0001-1.....	314	02083.....	258	02384.....	317
0159-36.....	57	01720.....	68	02084.....	258	02385.....	317
0159-42.....	58	01723.....	69	02086.....	262	02386.....	317
0160-0001-1.....	313	01724.....	68	02155.....	18	02387.....	317

02388.....	317	0254-44.....	33	02680.....	268	03087.....	259
02389.....	317	0254-45.....	33	02681.....	268	03088.....	259
02390.....	317	0254-46.....	33	02682.....	268	03089.....	259
02395.....	317	0254-47.....	33	02683.....	268	03090.....	259
02397.....	317	0254-48.....	33	02684.....	268	03091.....	259
02398.....	317	0254-49.....	33	02685.....	268	03092.....	259
02399.....	317	0254-50.....	33	02686.....	268	03105.....	271
02400.....	317	0254-51.....	33	02687.....	268	03105.....	374
02401.....	315	02542.....	398, 401	02688.....	268	03108.....	271
02408.....	92	02543.....	149	02689.....	268	03108.....	374
02409.....	92	02544.....	149	02690.....	268	03123.....	271
02419.....	147, 148, 150	02548.....	149	02693.....	268	03123.....	374
02421.....	441	02549.....	149	02694.....	253	03124.....	271
02422.....	441	02553.....	150	02702.....	268	03124.....	374
02425.....	442	02554.....	150	02703.....	268	03125.....	271
02426.....	442	02564.....	442	02706.....	127	03125.....	374
02427.....	442	02567.....	149	02707.....	127	03126.....	271
02428.....	441, 442	02570.....	315	02708.....	127	03126.....	374
02429.....	441, 442	02571.....	315	02714.....	402, 405, 406	03127.....	271
02431.....	442	0258-11.....	47	02719.....	391	03127.....	374
02433.....	92	0258-13.....	48	02720.....	391	03128.....	271
02465.....	150, 151	0258-14.....	48	02721.....	391	03128.....	374
02466.....	150	02582.....	150	02722.....	391	03130.....	271
02467.....	150	02593.....	138	02729.....	318	03130.....	374
0251-05D.....	15	02594.....	138	02731.....	267	03131.....	271
0251-05M.....	15	02595.....	138	02733.....	267	03131.....	374
0251-06D.....	15	02618.....	318	02733.....	390	03138.....	63
0251-06M.....	15	02621.....	318	02735.....	267	03141.....	63
0251-07D.....	15	02624.....	253	02736.....	267	03142.....	63
0251-07M.....	15	02625.....	253	02738.....	267	03143.....	63, 65
0251-08A-INS.....	50	02628.....	253	02739.....	267	03145.....	63
0251-08AD.....	15	02629.....	253	02746.....	267	03148.....	63, 68
0251-08AM.....	15	02630.....	253	02747.....	267	03150.....	63
0251-08D.....	15	02632.....	273	02748.....	267	03151.....	63
0251-08D.....	340	02633.....	274	02749.....	267	03170.....	74, 75, 77, 86, 87, 96
0251-08M.....	15	02634.....	276	02750.....	267	03178.....	323
0252-11.....	22	02635.....	276	02768.....	201	03179.....	324
0253-01C.....	29	02636.....	275	02787.....	147	03180.....	324
0253-03NH-INS.....	53	02637.....	275	02797.....	201	03181.....	324
0253-11C.....	29	02638.....	275	02800.....	117, 119, 120	03182.....	324
0253-11NH-INS.....	53	02641.....	315	02801.....	117, 119, 120	03183.....	324
0253-12C.....	29	02642.....	298	02803.....	120	03184.....	324
0253-12NH-INS.....	53	02646.....	268	02804.....	120	03187.....	324
0253-13C.....	29	02647.....	268	02805.....	120	03188.....	324
0253-13NH-INS.....	53	02648.....	268	02806.....	120	03189.....	324
0253-14C.....	29	02649.....	268	02810.....	201	03190.....	324
0253-14NH-INS.....	53	02650.....	268	02815.....	86, 88	03191.....	324
0253-15C.....	29	02651.....	268	02826.....	237	03192.....	324
0253-15NH-INS.....	53	02652.....	268	02827.....	255	03193.....	324
0253-16C.....	29	02653.....	268	02828.....	255	03196.....	189
0253-16NH-INS.....	53	02654.....	268	02829.....	255	03199.....	324
0253-17C.....	29	02655.....	268	02830.....	255	03200.....	324
0253-17NH-INS.....	53	02656.....	268	02831.....	255	03202.....	324
0253-33C.....	29	02657.....	268	02832.....	255	03203.....	321
0253-34C.....	29	02658.....	268	02840.....	146, 150	03242.....	245, 247
0253-35C.....	29	02660.....	268	02846.....	188, 189	03248.....	71, 74, 75, 77, 79, 86, 87, 96
0253-36C.....	29	02661.....	268	02859.....	442	03249.....	71, 74, 75, 77, 86, 87, 96
0253-37C.....	29	02662.....	268	02862.....	147	03283.....	272
0253-38C.....	29	02663.....	268	02863.....	147	03284.....	272
0253-39C.....	29	02664.....	268	02868.....	67	03353.....	319
0253-41C.....	29	02665.....	268	02912.....	253	03354.....	319
0253-42C.....	29	02666.....	268	02913.....	253	03355.....	319
0253-43C.....	29	02667.....	139	03078.....	245, 259	03356.....	319
02531.....	68	02669.....	139	03079.....	259	03357.....	319
02532.....	442	02670.....	146	03080.....	259	03358.....	319
0254-11.....	33	02671.....	139	03081.....	259	03359.....	319
0254-12.....	34	02675.....	268	03082.....	259	03367.....	66, 67
0254-13.....	34	02676.....	268	03083.....	259	03374.....	66, 67
0254-40.....	33	02677.....	268	03084.....	259	03384.....	63, 65
0254-42.....	33	02678.....	268	03085.....	259	03388.....	63
0254-43.....	33	02679.....	268	03086.....	259	03396.....	158

03400.....	158	0354-13.....	31	03999.....	89	05300.....	139
03426.....	322	0354-14.....	31	04002.....	89	05351.....	250
03429.....	322	0354-14.....	340	04003.....	89	05353.....	252
03431.....	322	0354-15.....	31	04006.....	89, 90, 104, 105	05387.....	67, 75, 87
03435.....	267	0354-16.....	31	04008.....	87, 88, 105	05450.....	305
03447.....	117	0354-17.....	31	04010.....	87, 88, 105	05469.....	206
03456.....	117	0354-18.....	31	04011.....	75, 77, 79, 80, 81, 85, 87, 88, 96	05470.....	206
03457.....	117	0354-19.....	31	04013.....	75, 77, 79, 80, 81, 85, 87, 88, 96	05471.....	206
03458.....	117	0354-20.....	31	04021.....	267	05472.....	206
03469.....	117	0354-21.....	31	04027.....	151	05473.....	206
03471.....	201	0354-22.....	31	04028.....	151	05474.....	206
03472.....	201	0354-23.....	31	04029.....	151	05477.....	206
03473.....	201	0354-24.....	31	04030.....	151	05478.....	206
03474.....	201	0354-25.....	31	04034.....	146, 151	05479.....	206
03478.....	118	0354-26.....	31	04040.....	81, 82, 85, 88, 89, 90, 96	05480.....	206
03479.....	118	0354-51.....	32	04042.....	80, 81, 82, 88, 90, 96	05502.....	206
03480.....	118	0354-52.....	32	04061.....	75, 77, 79, 80, 81, 85, 87, 88, 96	05503.....	206
03483.....	268	0354-53.....	32	04062.....	87, 88	05504.....	206
03484.....	268	0354-54.....	32	04063.....	75, 77, 79, 80, 81, 85, 87, 88, 96	05505.....	206
03485.....	268	0354-55.....	32	04086.....	156	05506.....	206
03489.....	268	0354-56.....	32	04175.....	75, 77, 87, 88, 96	05507.....	206
03490.....	268	0354-57.....	32	04177.....	75, 77, 87, 88, 96	05508.....	206
03491.....	268	0354-59.....	32	04180.....	75, 77, 87, 88, 96	05509.....	206
03492.....	268	0354-60.....	32	04181.....	227	05510.....	206
03495.....	268	0354-61.....	32	04183.....	75, 77, 87, 88, 96	05511.....	206
03496.....	268	0354-63.....	32	04184.....	227	05512.....	206
0351-06D.....	16	0354-64.....	32	04187.....	96	05513.....	206
0351-06M.....	16	03548.....	237	04188.....	96	05514.....	206
0351-07D.....	16	03563.....	267	04197.....	282	05515.....	206
0351-07M.....	16	03564.....	267	04232.....	90	05516.....	206
0351-08-INS.....	50	03565.....	267	04233.....	90	05517.....	206
0351-08D.....	16	03566.....	267	04234.....	90	05518.....	206
0351-08M.....	16	03567.....	267	04253.....	37	05521.....	206
0351-08SD.....	16	03568.....	267	04253.....	168	05522.....	206
0351-08SM.....	16	03569.....	267	04292.....	246	05523.....	206
03510.....	268	03570.....	267	04339.....	432	05526.....	233
03515.....	268	03571.....	267	04343.....	106	05528.....	188
03516.....	268	03572.....	268	04460.....	431	05564.....	186
03517.....	268	03573.....	268	0451-10-INS.....	50	05630.....	440
03518.....	268	03574.....	268	0451-10D.....	17	05631.....	440
03520.....	268	03576.....	320	0451-10M.....	17	05645.....	186
03521.....	268	03577.....	320	0451-12D.....	17	05693.....	114
03522.....	268	0358-13L.....	54	0451-12M.....	17	05695.....	114
03523.....	268	0358-13XL.....	54	0451-16D.....	17	05696.....	114
03524.....	268	0358-14L.....	54	0453-12C.....	26	05697.....	114
03525.....	268	0358-14XL.....	54	0453-14C.....	26	05698.....	114
03526.....	268	03581.....	114, 115	0453-15C.....	26	05699.....	114
03527.....	268	03582.....	41	0453-16C.....	26	05700.....	114
03528.....	268	03582.....	169	0453-17C.....	26	05701.....	114
03529.....	268	03583.....	41	0453-18C.....	26	05702.....	114
0353-01C.....	27	03583.....	169	04652.....	75, 77, 87, 88	05703.....	114
0353-02C.....	27	03599.....	115	04653.....	75, 77, 87, 88	05705.....	114
0353-11C.....	27	03607.....	110	04654.....	75, 77, 87, 88	05707.....	114
0353-12C.....	27	03644.....	200	04655.....	75, 77, 87, 88	05752.....	114
0353-13C.....	27	03661.....	192	04663.....	238	05753.....	114
0353-14C.....	27	03710.....	132	04686.....	96	05761.....	114
0353-21C.....	27	03711.....	132	04719.....	434	05762.....	114
0353-22C.....	27	03712.....	132	04736.....	89	05766.....	114
0353-23C.....	27	03713.....	132	04829.....	245, 247	05820.....	114
0353-24C.....	27	03714.....	132	04951.....	63	05850.....	107
0353-32-ins.....	52	03715.....	132	04956.....	63	05850.....	220, 241
0353-32C.....	27	03716.....	132	05090.....	240	05851.....	107
0353-33-ins.....	52	03743.....	201	05157.....	175	05923.....	230
0353-33C.....	27	03746.....	201	05158.....	175	05927.....	104
03530.....	268	03838.....	282	05160.....	313	05928.....	104
03531.....	268	03958.....	283	05191.....	139	05930.....	230
03532.....	268	03964.....	435	05197.....	139	05932.....	104
0354-01.....	30	03986.....	89, 90	0529-0001.....	288	05935.....	242
0354-02.....	31	03990.....	89			06-03-54A.....	128
0354-11.....	31	03991.....	89			06-03-54B.....	128
0354-12.....	31	03998.....	89			06-03-72A.....	128

10438.....	214	11038.....	180, 182	1155-1010.....	291	12308.....	84
10439.....	214	11039.....	180, 182	1155-5001.....	282	12313.....	84
10442.....	178	11040.....	180, 182	1155-5003.....	282	12316.....	84
10443.....	178	11041.....	180, 182	1155-5005.....	282	12317.....	73
10445.....	184	11042.....	180, 182	1155-5009.....	282	12318.....	73
10446.....	184	11050.....	313	1155-5010.....	282	12319.....	73
10447.....	184	11059.....	314	1155-5011.....	282	12320.....	73
10453.....	178	11072.....	156	1155-5012.....	282	12321.....	73
10462.....	439	11075.....	156	1155-5013.....	282	12322.....	73
10475.....	78	11089.....	156	1155-7001.....	289	12324.....	73
10476.....	78	11097.....	127	1157-5001.....	283	12326.....	73
10497.....	177	11098.....	127	11617.....	41	12327.....	73
10498.....	177	11099.....	127	11617.....	169	12329.....	73
10504.....	177	11100.....	127	11627.....	113	12331.....	73
10506.....	177	11101.....	127	11628.....	113	12334.....	73
10507.....	230	11102.....	127	11689.....	398	12338.....	84
10538.....	126, 130	11107.....	156	11761.....	228	12341.....	84
10565.....	175	11126.....	156	11768.....	228	12347.....	84
10582.....	318	11132.....	156	11789.....	105	12350.....	84
10627.....	51	11145.....	192	11790.....	105	12350.....	140
10628.....	24	11146.....	156	11797.....	105	12351.....	84
10633.....	18	11147.....	191, 192	11798.....	262	12383.....	234
10633.....	273	11152.....	192	117AV.....	89	12384.....	234
10687.....	121	11170.....	120	11841.....	226, 234	12387.....	234
10763.....	252	11180.....	120	11845.....	226, 234	123AV.....	87, 88, 105
10792.....	334	1125GB.....	139	11851.....	226, 234	12411.....	130, 131
10800.....	85	11261.....	85	11856.....	226, 234	12416.....	130
10801.....	85	11262.....	85	11865.....	407	12418.....	126, 130
10802.....	85	11263.....	85	11890.....	223	12424.....	172
10803.....	85	11264.....	85	118AV.....	89	12425.....	147
10804.....	85	11265.....	85	11903.....	105	12469.....	173
10805.....	85	11266.....	85	11915.....	37	12470.....	173
10806.....	85	11267.....	40	11917.....	37	12471.....	173
10807.....	85	11268.....	40	12-04-54A.....	128	12472.....	173
10809.....	228	11269.....	40	12-04-72A.....	128	12476.....	173
10826.....	157, 158, 159	11270.....	40	12034.....	387, 388, 394, 395, 396, 397, 401, 403, 404, 405, 406, 422	12477.....	42
10872.....	273	11271.....	40	12079.....	105	12479.....	42
10873.....	273	11273.....	40	12085.....	105	12480.....	174
10874.....	273	11274.....	40	12086.....	105	12481.....	174
10875.....	273	11275.....	40	12087.....	105	12482.....	174
10876.....	273	11276.....	40	12092.....	225	12483.....	175
10877.....	273	11277.....	39	12093.....	225	12484.....	175
10917.....	158	11278.....	39	12097.....	96, 100	124AV.....	75, 77, 79, 80, 81, 85, 87, 88, 96
10918.....	158	11279.....	39	12099.....	96, 100	124AVP.....	85
10919.....	158	11280.....	39	12123.....	388	12524.....	163
10920.....	157, 158, 159	11281.....	40	12124.....	416	12555.....	124
10921.....	157, 158, 159	11289.....	105, 107	12125.....	416	12556.....	124
10922.....	157, 158, 159	11289.....	153, 156, 157, 158, 159	12126.....	409	12558.....	124
10923.....	159	11301.....	40	12151.....	113	12559.....	124
10924.....	159	11306.....	40	12160.....	113	12561.....	124
10925.....	159	1131-0202.....	284, 285	12161.....	113	12562.....	124
10939.....	157, 158, 159	11316.....	40	12162.....	113	12566.....	248
10946.....	159	11321.....	40	12163.....	113	12567.....	248
10963.....	159	1134-1002S.....	284, 285	12164.....	113	12568.....	248
10988.....	258	1134-5029.....	285	12165.....	113	12569.....	248
10996.....	260	11342.....	39, 40	121AV.....	89, 90, 104, 105	12579.....	145
10997.....	260	11344.....	39, 40	12211.....	200	12582.....	145, 150
10998.....	260	11346.....	39, 40	12222.....	258	12586.....	147, 148, 149, 150
10999.....	260	11348.....	40	12223.....	258	12598.....	183
11003.....	260	11357.....	85	12225.....	258	125AV.....	87, 88, 105
11004.....	260	11367.....	39	12225.....	315, 316	125Q.....	129, 130, 131
11007.....	260	1137-5002.....	284	12226.....	258	12600.....	292
11010.....	260	11372.....	388, 389	12227.....	258	12623.....	312
11011.....	260	11397.....	237	12228.....	258	12623.....	414
11012.....	260	113AV.....	89	12229.....	258	12629.....	18
11013.....	260	11422.....	177	12237.....	258	12629.....	231
11014.....	260	11426.....	177	12274.....	222, 227, 235, 236, 239, 240, 246, 248, 251, 254, 257	12671.....	437
11015.....	260	1143-5000.....	285	12293.....	186	12676.....	163
11016.....	260	1144-5000.....	284	1230.....	433	12677.....	163
11018.....	260	114AV.....	89	12307.....	84	12678.....	163
11020.....	260	1155-0526.....	318				

12679.....	269	13284.....	67, 71, 74, 75, 86, 87, 106	1399.....	138	16-04-54A.....	128
12679.....	338, 361	1332.....	315, 316	14159.....	164	16-04-72A.....	128
12680.....	51	1332.....	428, 433	14265.....	159	1614SS.....	79, 99
12680.....	229	13382.....	157	14279.....	156	16249.....	158
12681.....	51	13386.....	47	14287.....	156	1636.....	428, 433
12681.....	229	13388.....	46	1429AV.....	75, 77, 87, 88, 96	16403.....	316
12689.....	163	13438.....	23	1430AV.....	75, 77, 87, 88, 96	16460.....	155
12690.....	163	13439.....	52	1431AV.....	75, 77, 87, 88, 96	16464.....	158
12691.....	163	13440.....	52	1432AV.....	75, 77, 87, 88, 96	16470.....	157
126AV.....	75, 77, 79, 80, 81, 85, 87, 88, 96	13441.....	52	1433AVBB.....	96	16477.....	159
126AVP.....	85	13442.....	52	1434AV.....	96, 98	16480.....	158
12709.....	173	13443.....	52	14392.....	176	16491.....	157
12710.....	173	13445.....	52	14496.....	157	16504.....	183
12711.....	174	13446.....	52	14722.....	75, 77, 79, 80, 81, 82, 85, 87, 88, 89, 90, 96	16505.....	183
12712.....	174	13447.....	52	14722P.....	85	16506.....	183
12713.....	174	13448.....	52	14909.....	158	16511.....	180, 182
12714.....	174	13450.....	52	149H2-1.....	134	16512.....	182
12715.....	175	13451.....	52	149H2-1-1/2.....	134	16513.....	182
12716.....	175	13453.....	50	149H2-1-1/4.....	134	16514.....	182
12717.....	175	13454.....	50	149H2-1-1/8.....	134	16515.....	182
12718.....	175	13455.....	50	149H2-1-3/4.....	134	16517.....	179, 181, 182
12726.....	406	13456.....	50	149H2-1-3/8.....	134	16563.....	156
12727.....	389	13460.....	198	149H2-1-3/8.....	134	16634.....	105
12729.....	173	13473.....	53	149H2-1/4.....	134	16646.....	179, 181
12730.....	173	13474.....	53	149H2-2.....	134	16741.....	159
12732.....	288	13475.....	53	149H2-2-1/4.....	134	16747.....	159
12733.....	288	13476.....	53	149H2-2-1/8.....	134	16751.....	159
12734.....	288	13477.....	53	149H2-2-9/16.....	134	16752.....	159
127AV.....	87, 88	13478.....	53	149H2-3.....	134	16753.....	159
12810.....	163	13479.....	53	149H2-3-5/8.....	134	1675AV.....	98
12831.....	163	13480.....	53	149H2-3/8.....	134	16797.....	196
12832.....	163	13487.....	14	149H2-4-5/8.....	134	16798.....	196, 197
12833.....	163	13488.....	14	149H2KIT.....	134	16799.....	196
12834.....	163	13490.....	24	150Q.....	129, 130, 131	16800.....	196
12835.....	163	13491.....	25	15128.....	155	16801.....	196
12836.....	163	13493.....	44	15129.....	156	16802.....	196
12837.....	163	13494.....	43	15135.....	156	16854.....	214
12838.....	163	13495.....	43	15136.....	156	16856.....	214
12839.....	163	13497.....	43	15145.....	156	16857.....	214
12847.....	230	13498.....	44	15147.....	156	16858.....	214
12849.....	409	13499.....	33	15150.....	156	16859.....	214
12850.....	409	13500.....	33	1531.....	156, 160	168Q.....	129, 130, 131
12851.....	409	13501.....	33	1531.....	433	16951.....	179, 181, 182
12852.....	409	13502.....	33	15316.....	444	17076.....	443
12853.....	409	13503.....	33	15321.....	443	17091.....	66, 67, 74, 75, 77, 86, 87
12856.....	222	13504.....	33	15324.....	196	1723.....	149, 150, 151, 165
12857.....	222	13505.....	33	15325.....	196	1725.....	77, 105, 106
128AV.....	75, 77, 79, 80, 81, 85, 87, 88, 96	13506.....	33	15326.....	196	1725.....	266
128AVP.....	85	13507.....	33	15327.....	196	17265.....	196
12918.....	177	13517.....	31	15332.....	200	17266.....	196
12919.....	177	13518.....	31	15341.....	153	17299.....	196
12938.....	394	13519.....	31	15341.....	433	1731.....	105, 107
12997.....	353	13539.....	44	15343.....	440	1731H767.....	105
13006.....	235	13540.....	44	15358.....	196	1732.....	105
13007.....	235	13543.....	44	15362.....	196, 197, 198	1736.....	157
13008.....	235	13544.....	269	15363.....	196	1737.....	159
13110.....	36	13544.....	338, 361	15364.....	196	17370.....	214
13193.....	157	13545.....	269	15372.....	443	1738.....	156
13208.....	157	13545.....	338, 361	15375.....	443	17404.....	291
13209.....	157	13546.....	269	1557AA.....	74, 75, 77, 86, 87, 96	174173401.....	291
13210.....	157	13546.....	338, 361	1557SS.....	71, 99	174326900.....	291
13211.....	157	13679.....	158	15631.....	105	17450.....	227
13232.....	157	13800.....	106	15669.....	159	17451.....	227
13251.....	157	13814.....	105	15671.....	159	17459.....	227
13252.....	157	13815.....	164	15677.....	161	1756AV.....	90
13266.....	105	13856.....	147, 149	15829.....	158	17571.....	214
13267.....	105	13857.....	149	15906.....	74	1757AV.....	90
13268.....	105	13934.....	147, 149	15908.....	71, 74, 75, 77, 86, 87	1758AV.....	90
13276.....	105	13935.....	233	15909.....	86	17600.....	19
13277.....	105	13936.....	233	15910.....	86	17600.....	229
		13937.....	233	15911.....	105	17611.....	113

17612.....	113	19159.....	117, 118	19990.....	238	2113B.....	74, 75, 77, 86, 87, 96, 99
17613.....	113	1916-SS.....	20	2.5mm.....	320	21214.....	92
17614.....	113	19161.....	117, 118	2000H.....	311	21216.....	92
17615.....	113	19162.....	117, 118	2000H.....	413	21257.....	157, 158, 159, 160
17616.....	113	19164.....	117	2000R.....	311	21285.....	104
17620.....	113	19165.....	117	2000R.....	413	21297.....	104
17687.....	87, 90	19166.....	117	2007.....	410	21316.....	87, 90, 105
17690.....	87, 90	19167.....	117, 118	200B-G.....	298	21346.....	160
17697.....	87, 90, 105	19169.....	117, 118	200C.....	298	21357.....	158, 160
177.....	300	1917-SS.....	20	200EP-G.....	298	21359.....	157, 160
17700.....	87, 90, 105	19171.....	117	200FP.....	299	21360.....	160
17707.....	107	19172.....	117, 118	200FP/50.....	299	21413.....	160
17707.....	220, 241	19174.....	117, 118	200GX.....	298	2142.....	193
1800.....	164	19176.....	117	200XP.....	299	2142.....	428, 433
1800G1.....	164	19177.....	117, 118	200XP/50.....	299	21467.....	203
1801.....	164	19178.....	117	2010.....	387, 389, 426	21468.....	203
1802.....	157, 158, 159, 160	19179.....	117	20158.....	223	21471.....	203
1805.....	160	19180.....	117, 118	2018R.....	202	21472.....	203
180XL.....	320	19181.....	117, 118	2018S.....	202	21474.....	203
1810.....	164	19182.....	117	20202.....	288	21477.....	203
18102.....	163	19183.....	117	20206.....	288	21480.....	203
18103.....	163	19184.....	117	20231.....	165	21481.....	183
18104.....	163	19185.....	197	20232.....	165	21482.....	183
1811.....	164	19186.....	197	20243.....	22	21519.....	92
1818.....	165	19192.....	118	20243.....	269	21520.....	203
1818G1.....	165	19193.....	71, 89	20249R.....	202	21521.....	203
1818R.....	165	19216.....	426	2024R.....	202	21541.....	160
1818T.....	165	19219.....	225	2024S.....	202	21542.....	160
18272.....	161	19220.....	225	2030R.....	202	21543.....	160
18331.....	87, 90	19221.....	225	2030S.....	202	21544.....	160
18557.....	105	19222.....	225	20344.....	133	21545.....	160
18558.....	105	19223.....	225	20346.....	133	21546.....	444
18559.....	105	19234.....	225	20348.....	133	21550.....	444
18635.....	92	19237.....	318	20350.....	133	21552.....	193
18636.....	165	19238.....	318	20352.....	133	21557.....	104
18642.....	165	19239.....	318	20354.....	133	21562.....	184
18681.....	165	1923A.....	21	20357.....	133	21640.....	291
18772.....	165	19240.....	318	20358.....	133	21641.....	291
18827.....	165	19247.....	318	20359.....	133	21729.....	292
18828.....	165	19248.....	318	20360.....	133	21739.....	292
18829.....	165	19249.....	318	20361.....	133	21875.....	184
18830.....	165	1924AA.....	71, 74, 75, 77, 79, 86, 87, 96	20364.....	133	21954.....	156
18831.....	165	19250.....	318	20369R.....	202	21979.....	443
18832.....	165	19254.....	219, 255	2036R.....	202	21980.....	443
18886.....	92	1925AA.....	71, 74, 75, 77, 86, 87, 96	2036S.....	202	21982.....	437
18887.....	92	1926AA.....	71, 74, 75, 77, 86, 87, 96	20486.....	105	22084.....	260
18890.....	92	1927-SS.....	21	2050.....	159	22085.....	260
18891.....	92	1935.....	21	2050.....	324	22086.....	260
18892.....	92	1935.....	270	20667.....	92	22087.....	260
1895.....	170	1941-1.....	38	20668.....	92	22088.....	260
1903.....	269	1941-5.....	38	20670.....	92	22089.....	260
1903.....	338, 361	1950-SS.....	20	20671.....	92	22090.....	260
19094.....	200	1950-SS.....	353	20673.....	92	22121.....	260
19107.....	182	19524.....	205	20676.....	92	22122.....	260
19109.....	182	1955-SS.....	20	20678.....	92	22123.....	260
19110.....	182	1955-SS.....	353	20679.....	92	22124.....	260
19133.....	117	1956-SS.....	20	20956.....	195	22125.....	260
19134.....	117, 118	1956-SS.....	353	20957.....	16	22126.....	260
19136.....	117, 118	1981.....	258	20958.....	16	22127.....	260
19138.....	117, 118	19811.....	159	20963.....	74, 75, 77, 86, 87, 96, 99	22128.....	260
19141.....	117, 118	19913.....	118	20965.....	433	22129.....	260
19144.....	117	19973.....	88	20966.....	433	22132.....	234
19145.....	117	19974.....	88	20988.....	318	22192.....	165
19146.....	117, 118	19975.....	92	20989.....	318	22220.....	165
19147.....	117	19976.....	92	20990.....	318	22279.....	227
19148.....	117, 118	19977.....	92	20996.....	318	22280.....	104
19150.....	117	19978.....	92	20997.....	318	22286.....	104
19152.....	117, 118	19980.....	92	20998.....	318	22288.....	104
19154.....	117, 118	19987.....	232	20999.....	318	22289.....	104
19155.....	117, 118	19988.....	164, 165	21033.....	321, 322	22291.....	230
19158.....	117			21115.....	92	22296.....	230

22410.....	195	2460.....	153	27335.....	105	29837.....	117
22451.....	195	2460.....	428, 433	27361.....	105	29838.....	117
22563.....	92	2460X.....	428	27364.....	153	2983AV.....	75, 77, 87, 88
22564.....	92	2472.....	428, 433	27381.....	153	2984AV.....	75, 77, 87, 88
22565.....	92	2472X.....	428	27383.....	202	29937.....	156
22566.....	92	24753.....	164	27384.....	202	29948.....	155
22567.....	92	24779.....	179, 182	27386.....	202	30005.....	111
22568.....	92	24823.....	104	27387.....	202	30008.....	110, 111
22578.....	266	249AVBB.....	81, 82, 85, 88, 89, 90, 96, 98	27388.....	202	30008-B.....	110
22579.....	266	249AVBBP.....	85	27389.....	202	30043.....	79
22590.....	266	24B.....	294	27390.....	202	30183.....	198
2260.....	429, 433	24B.....	414	27391.....	202	30188.....	198
22618.....	445	24BK.....	294	27392.....	202	30193.....	198
22682.....	266	24BK.....	414	27393.....	202	301A.....	36
22875.....	437	25094.....	77	27395.....	167	301A.....	137
229.....	95	25097.....	76	27416.....	153	30206.....	75, 87
22934.....	266	25160.....	198	27417.....	153	30208.....	230
231.....	95	25184.....	159	27433.....	86	30227.....	96, 100
23196.....	429	25340.....	92	27538.....	118	30236.....	88
23270.....	429	25341.....	92	27554.....	152, 154	30236.....	266
23273.....	428	25342.....	92	27555.....	152, 154	30241.....	106
23274.....	156, 160	25344.....	92	27811.....	167	30242.....	106
23274.....	433	25349.....	92	28008.....	147, 148, 149	3026AV.....	98
23276.....	429	25350.....	92	28044.....	433, 440	30291.....	443
23360.....	179, 180, 182	25351.....	92	28154.....	71, 96	30309.....	153
23362.....	191, 193	25360.....	92	28155.....	71, 96	30347.....	198
23362.....	428	25361.....	92	28156.....	71	30358.....	198
23363.....	153	25372.....	92	28157.....	71	30363.....	198
23363.....	428	25383.....	92	28158.....	71	3037AV.....	91, 96
23368.....	183	25403.....	92	28159.....	71	30385.....	70
234.....	95	25427.....	92	28160.....	71	30387.....	71
23405.....	433, 440	25428.....	92	28161.....	71	30431.....	125
2345AA.....	158	25591.....	443	28162.....	71	30433.....	125
2349AA.....	158	25644.....	179, 180, 182	28163.....	71	30442.....	210
23521.....	249	25645.....	179, 182	28165.....	71	30460.....	210
23635.....	36	25646.....	179, 180, 182	28166.....	71	30462.....	210
23635.....	137	25688.....	318	28170.....	202	30464.....	210
23636.....	306	25689.....	315, 318	28237.....	141	30466.....	210
23639.....	305	25690.....	318	28238.....	141	30468.....	210
23640.....	305	25691.....	318	28239.....	141	30470.....	210
23641.....	36	25692.....	318	29149.....	227	30474.....	211
23641.....	137	25752.....	225, 231, 232, 244, 245, 246, 255, 270	29451.....	71, 96, 100	30476.....	211
23665.....	207	25766.....	220, 262	29452.....	71, 100	30478.....	211
23773.....	203	25877.....	291	29463.....	156	3048.....	191, 193
23774.....	203	26096.....	141	29464.....	156	3048.....	428, 433
23775.....	203	26297.....	153	29465.....	156	30480.....	211
23776.....	203	26299.....	172	29466.....	156	30482.....	211
23777.....	203	26300.....	153	29468.....	156	30484.....	211
238.....	95	26301.....	172	29470.....	156	30486.....	211
23803.....	147, 148, 149	26306.....	153	29472.....	156	3048X.....	428
23818.....	149, 150, 151, 165	26309.....	153	29474.....	156	304AVBB ...	80, 81, 82, 88, 90, 96, 98
23892.....	266	26313.....	112	29477.....	156	304AVBBP.....	85
23893.....	266	26345.....	290	29528.....	70	30502.....	211
23902.....	178	26349.....	153	29529.....	71	30504.....	211
23955.....	77	26366.....	153	29536.....	155	30506.....	211
23955.....	227, 266	26368.....	197	29537.....	155	30508.....	211
24053.....	334	26369.....	197	29560.....	73	30536.....	209
24054.....	262	26370.....	197	29563.....	73	30538.....	209
24326.....	182	26375.....	301	29600.....	197	30540.....	209
24395.....	266	26534.....	93	29619.....	70	30542.....	209
24400.....	164	26536.....	93	29627.....	191, 192	30544.....	209
24401.....	164	26538.....	93	29631.....	192	30546.....	209
24459.....	90	26580.....	153	2981AV.....	75, 77, 87, 88	30548.....	209
24462.....	90	26584.....	153	29828.....	117	30550.....	209
24476.....	92	26588.....	153	29829.....	117	30552.....	209
24477.....	92	26594.....	153	2982AV.....	75, 77, 87, 88	30554.....	209
2448.....	428, 433	26624.....	153	29831.....	117	30558.....	210
2448X.....	428	26777.....	182	29832.....	117	30560.....	210
24564.....	230	2725AA.....	153	29834.....	117	30562.....	210
24565.....	230	27318.....	161	29835.....	117	30564.....	210
24567.....	230			29836.....	117	30566.....	210

30568.....	210	31388.....	130	31973.....	75, 79, 82	33A-1-1/2.....	133
30570.....	210	31389.....	130	31975.....	75, 82	33A-1-1/4.....	133
30572.....	210	31390.....	130	31976.....	75, 82	33A-1-1/8.....	133
30574.....	210	31395.....	199	31978.....	75, 82	33A-1-3/8.....	133
30576.....	210	31400.....	57	31989.....	84	33A-1/2.....	133
30578.....	210	31402.....	50	31990.....	84	33A-1/4.....	133
30580.....	210	31403.....	50	31991.....	84	33A-3/4.....	133
30582.....	210	31466.....	191, 192	31993.....	84	33A-3/8.....	133
30584.....	209	31482.....	209	31995.....	84	33A-5/8.....	133
30586.....	209	31483.....	209	31996.....	84	33A-7/8.....	133
30588.....	209	31484.....	209	31998.....	84	33AR-6.....	133
30590.....	209	31486.....	166	32002.....	75, 79, 82, 87, 90	33L-1.....	133
30592.....	209	31487.....	166	32003.....	75, 79, 82, 87, 90	33L-1/2.....	133
30594.....	209	31488.....	166	32004.....	75, 79, 82, 87, 90	33L-3/4.....	133
30596.....	209	31510.....	433	32006.....	75, 79, 82, 87, 90	33L-3/8.....	133
30658.....	211	31518.....	439	32008.....	75, 82, 87, 90	33L-5/8.....	133
30660.....	211	31523.....	439	32009.....	75, 82, 87, 90	33L-7/8.....	133
30662.....	211	31536.....	133	32011.....	75, 82, 87, 90	34081.....	228
30664.....	211	31537.....	133	32012.....	81, 88	34084.....	237
30666.....	211	31539.....	133	32013.....	81	34136.....	188, 189, 203
30668.....	211	31540.....	133	32014.....	81	34137.....	188, 189, 203
30758.....	209	31541.....	133	3207AV.....	89	34138.....	188, 189, 203
30859.....	176	31542.....	133	3208AV.....	89	34187.....	237
30866.....	167	31569.....	197	32095.....	181, 182	34188.....	228
30867.....	167	31573.....	197	32104.....	182	34198.....	157
30908.....	167	31651.....	193	322-013.....	137	34200.....	158
30915.....	125	31651.....	428	32237.....	138	34201.....	155
30919.....	125	31756.....	75, 77, 79, 80, 81, 82, 87, 88, 96	32322.....	138	34202.....	155
30921.....	125	31757.....	75, 77, 79, 80, 81, 96	32336.....	138	34203.....	227
30923.....	125	31758.....	75, 77, 79, 80, 81, 96	32337.....	138	34208.....	152
30925.....	125	31758.....	75, 77, 79, 80, 81, 96	32338.....	138	34209.....	159
30927.....	125	31759.....	75, 77, 79, 80, 81, 96	32431.....	182	34210.....	159
30929.....	125	31760.....	75, 77, 79, 80, 81, 96	32432.....	181	34288.....	79
30931.....	125	31761.....	75, 77, 79, 80, 81, 96	32433.....	179, 180, 181, 182, 183	34291.....	78
30935.....	125	31788.....	125	32565.....	181	34292.....	78
30937.....	125	31790.....	125	32662.....	182	34293.....	78
30968.....	104	31792.....	125	32799.....	74	34299.....	78
30976.....	168	31794.....	125	32804.....	90	34300.....	78
30977.....	168	31796.....	125	32913.....	238	34317.....	182
30978.....	168	31798.....	125	32928.....	199	34321.....	160
30979.....	168	31832.....	96	32929.....	199	34329.....	159, 160
30980.....	168	31834.....	96	32930.....	199	34340.....	159, 160
30981.....	168	31849.....	96	32935.....	440	34342.....	160
30998.....	210	31855.....	207	33035.....	440	34344.....	159, 160
31000.....	210	31866.....	207	333-1218.....	36	34358.....	96
31002.....	210	31867.....	207	333-1218.....	137	34359.....	96
31004.....	210	31872.....	79, 100	333-1224.....	36	34360.....	74
31006.....	210	31880.....	81, 88	333-1224.....	137	34361.....	74
31010.....	210	31881.....	153	333-1232.....	36	34362.....	444
31012.....	210	31882.....	153	333-1232.....	137	34369.....	162
31014.....	210	31883.....	153	33336.....	106	34401.....	110, 111
31024.....	211	31884.....	153	333A.....	36	34403.....	66, 67
31026.....	211	31905.....	205	333A.....	137	34403.....	110, 111
31028.....	211	31908.....	207	33454.....	159, 160	34403-B.....	110
31030.....	211	31910.....	205	33455.....	160	34410.....	74, 75, 77, 86, 87, 90
31032.....	211	31925.....	202	33456.....	160	34410.....	111
31068.....	71	31926.....	202	33457.....	160	34411.....	111
31092.....	167	31927.....	202	33458.....	160	34420.....	95
31093.....	167	31929.....	202	33459.....	159, 160	34421.....	101
311.....	36	31930.....	202	33462.....	159, 160	34429.....	95
311-JAB.....	36	31931.....	202	33463.....	159, 160	34436.....	95
31228.....	168	31961.....	138	33515.....	162	34437.....	95
31229.....	432	31962.....	84	33516.....	162	34444.....	95
31274.....	152, 154	31963.....	84	3360.....	430, 433	34451.....	420
31281.....	152, 154	31964.....	84	33614.....	159, 160	34452.....	422
31287.....	152	31965.....	84	33735.....	38	34470.....	389
31291.....	18	31966.....	84	33786.....	66, 67, 79	34523.....	416
31291.....	231	31967.....	84	33794.....	78	34525.....	421
31342.....	57	31969.....	75, 79, 82, 90	33901.....	195	34528.....	421
31353.....	77, 106	31970.....	75, 79, 82	33967.....	79, 99	34529.....	421
31353.....	266	31971.....	75, 79, 82	33A-1.....	133	34556.....	421

34574.....	421	353-656.....	136	36279.....	75, 79, 82, 87, 90	38068.....	128
34757.....	80	353-6563RCT.....	136	36282.....	87, 90, 105	38069.....	128
34758.....	80	353-656G.....	135	36284.....	75, 79, 82	38073.....	128
34941.....	80, 82, 90	353-800RDG.....	136	36296.....	165	38074.....	128
34980.....	127	353-804.....	136	36313.....	162	38078.....	128
34983.....	78, 79	353-810.....	136	36314.....	162	38079.....	128
34997.....	134	353-810G.....	135	36402.....	111	38083.....	128
34A-1.....	132	353-814.....	136	36414.....	111	38084.....	128
34A-1/2.....	132	353-818.....	136	36414-B.....	110	38088.....	128
34A-3/4.....	132	353-818G.....	135	3648.....	429, 433	38089.....	128
34A-3/8.....	132	353-835.....	136	36489.....	71	38093.....	128
34A-5/8.....	132	353-9114.....	135	36490.....	71	38094.....	128
34A-7/8.....	132	353-9118.....	135	36506.....	92	38098.....	128
34AR-6.....	132	353-956.....	136	36508.....	84	38099.....	128
35043.....	430	353-969.....	136	36587.....	39	38103.....	128
35057.....	430	35356.....	127	3660.....	429, 433	38104.....	128
35068.....	432	35358.....	127	36617.....	104	38316.....	71, 105, 107
35098.....	191, 203	35369.....	234	36685.....	82, 90	38324.....	115
35100.....	191, 203	35400.....	153	36687.....	90	38326.....	115
35101.....	191, 203	3548.....	432, 433	36688.....	90	38327.....	115
35158.....	79, 82	3548X.....	432	36690.....	82	38328.....	115
35159.....	79, 82, 90	35577.....	167	36691.....	82	38329.....	115
35160.....	82	35592.....	167	36692.....	82	38331.....	115
35161.....	82, 90	35605.....	192	36693.....	82	38332.....	115
35162.....	79, 82, 90	35611.....	78	36697.....	165	38333.....	115
35163.....	79, 82	35614.....	78	36745.....	440	38334.....	115
35164.....	79, 82, 89, 90	35615.....	78	3678GB.....	127	38336.....	115
35165.....	79, 82	35616.....	78	36882.....	87, 90	38350.....	129, 130
35166.....	82	35708.....	122	36910.....	92	38390.....	115
35167.....	82	35712.....	122	36924.....	410	38456.....	86
35168.....	79, 82, 90	35713.....	122	36925.....	410	38466.....	152
35169.....	79, 82	35714.....	122	36926.....	410	38467.....	152
35177.....	84	35715.....	122	36927.....	410	38504.....	119
35178.....	84	35720.....	122	36928.....	410	38505.....	119
35179.....	84	35721.....	122	36929.....	410	38506.....	119
35180.....	84	35722.....	122	36930.....	410	38507.....	119
35181.....	84	35723.....	122	3693GB.....	127	38520.....	74
35182.....	84	35728.....	122	37103.....	105	38522.....	117, 118, 119
35192.....	92	35730.....	122	3713GB.....	127	38522B.....	119
35193.....	90	35740.....	168	37154.....	117, 119	38524.....	119
35202.....	79	35745.....	175	37154B.....	119	38526.....	118, 119
35207.....	213	35746.....	175	37155.....	117, 118, 119	38526B.....	119
35208.....	213	35747.....	175	37155B.....	119	38594.....	180
35209.....	213	35750.....	175	37156.....	117, 118, 119	38659.....	431
35211.....	213	35756.....	396	37156B.....	119	38717.....	428
35212.....	213	35757.....	396	37157.....	117, 118, 119	38718.....	428
35213.....	213	35758.....	396	37157B.....	119	38719.....	430
35215.....	213	35759.....	395	37186.....	39	38733.....	439
35216.....	213	35760.....	395	37187.....	39	38774.....	439
35217.....	213	35770.....	395	37218.....	436	38778.....	156
35283.....	193, 203	35771.....	394	37600.....	21	389-1014-5.....	138
35284.....	193, 203	35772.....	398	37600.....	270	389-1418-5.....	138
35285.....	193, 203	35773.....	394, 398	37614.....	105	389-24-5.....	138
353-110.....	136	35775.....	301	37623.....	119	390.....	180
353-123.....	136	35789.....	437	37623B.....	119	39051.....	180
353-156.....	136	35884.....	110	37729.....	77, 105, 107	39063.....	180
353-414.....	136	35887.....	261	37729.....	266	39106.....	204
353-610.....	136	35905.....	170	37868.....	125	39107.....	204
353-610G.....	135	35908.....	175	37869.....	125	39108.....	204
353-6114.....	135	35909.....	175	37870.....	125	39109.....	204
353-6118.....	135	35919.....	175	37871.....	125	39110.....	204
353-614.....	136	35930.....	175	37959.....	183	39111.....	204
353-614G.....	135	35936.....	110	38031.....	117	392.....	180
353-618.....	136	36000.....	302	38034.....	117	39243.....	184
353-618G.....	135	36001.....	301	38036.....	117	39244.....	184
353-618RS.....	136	36018.....	82	38045.....	117	39245.....	184
353-624.....	136	36018.....	111	38049.....	117	39255.....	215
353-624G.....	135	36020.....	111	38051.....	117	39257.....	215
353-635.....	136	36022.....	111	38053.....	117	39259.....	215
353-636.....	136	36171.....	84	38054.....	117	39261.....	215
353-646.....	136	36278.....	85	38055.....	117	39263.....	215

39265.....	215	439AV.....	87, 88	45504.....	380	50423.....	139
39274.....	215	440AV.....		45505.....	380	5060MESH.....	431, 433
39276.....	21575, 77, 79, 80, 81, 85, 87, 88, 96		45507.....	272	50642.....	105
39278.....	215	440AVP.....	85	45507.....	380	50700.....	196
39280.....	215	441-2.....	198	45509.....	272	50753.....	127, 129
39282.....	215	441-2-1/2.....	198	45509.....	380	50765.....	127
39284.....	215	441-3.....	198	45553.....	373	508.....	163
39286.....	215	441-3-1/2.....	198	45565.....	272	50806.....	162
39288.....	215	441-4.....	198	45565.....	380	50807.....	107
39290.....	205	441-5.....	198	45570.....	272	50823.....	107
39294.....	205	441-6.....	198	45570.....	380	50848.....	156
39295.....	205	441AV.....	87, 88	45575.....	351, 373	508S.....	311, 312
39296.....	205	442AV.....		45579.....	351, 359	508S.....	411, 413
39297.....	20575, 77, 79, 80, 81, 85, 87, 88, 96		45591.....	340, 359	508SR.....	311
39298.....	205	442AVP.....	85	456.....	203	508SR.....	413
39302.....	205	4435.....	184	45728.....	365	508ST.....	311
39303.....	205	4436.....	184	459.....	199	508ST.....	413
39304.....	205	4437.....	184	46020.....	369	50962.....	127
39306.....	205	444.....	195	46021.....	369	51059.....	162
39308.....	205	4451AV.....	139	46022.....	351, 369	510XL.....	325
39660.....	444	4457AV.....	139	46023.....	351, 369	512.....	163
39661.....	444	450.....	203	46024.....	369	51208.....	207
39664.....	444	45000.....	22	46025.....	369	51434.....	197
39666.....	444	45000.....	269	46050.....	290	51488.....	437
39849.....	204	451.....	203	462-1.....	141	516.....	163
39850.....	204	452.....	203	462-Q.....	141	52019.....	288
39860.....	89	45206.....	19	463-1.....	141	52025978.....	433
39872.....	115	45206.....	229	463-Q.....	141	52025979.....	433
39873.....	119	45206I.....	51	46601.....	340	52037.....	222
39893.....	119	45206I.....	229	467.....	161	52038.....	222
399-14A.....	138	45207.....	19	468.....	308	52039.....	222
399-18A.....	138	45207.....	229	468C.....	308	52040.....	222
399-24A.....	138	45207I.....	51	468R.....	308, 351	52041.....	222
39902.....	204	45207I.....	229	468T.....	308, 351	52042471.....	288
39903.....	204	45211.....	19, 51	4717AV.....	139	52043.....	248
39904.....	204	45211.....	229	4848.....	430, 433	52044.....	248
39905.....	204	45212.....	19, 51	4860.....	430, 433	52045.....	248
4016GB.....	162	45212.....	229	4872.....	430, 433	52046.....	248
4017GB.....	162	45218.....	19, 51	488-2.....	199	52047.....	248
4018GB.....	107	45218.....	229	488-3.....	199	52048.....	257
4024.....	197	45228.....	19, 51	48802.....	251, 252	52049.....	257
402K.....	302	45228.....	229	48820.....	251, 252	52050.....	257
402R.....	302	45240.....	242	48824.....	251, 252	52051.....	257
402T.....	302	45241.....	242	489.....	199	52052.....	257
4033GB.....	107	45242.....	242	49986.....	298	52053.....	254
4036.....	197	45277.....	19	49987.....	298	52054.....	254
4048.....	197	45277.....	229	49989.....	301	52055.....	254
405.....	444	45281.....	19	49990.....	301	52056.....	254
406.....	444	45281.....	229	49991.....	293	52057.....	254
408.....	203	45282.....	19	49992.....	293	52058.....	254
409.....	203	45282.....	229	49993.....	293	52059.....	254
4090GB.....	156	45297.....	19	50005.....	92	52060.....	254
412.....	203	45297.....	229	50013.....	226	52061.....	254
413.....	203	45300.....	381	50015.....	226	52062.....	254
414.....	203	45306.....	381	50017.....	226	52063.....	254
417.....	203	45333.....	226	500CA.....	310	52064.....	254
418.....	203	45334.....	226	500CA.....	412	52065.....	254
41834.....	107	45378.....	226	500XP.....	298	52066.....	254
41877.....	107	45379.....	226	500XPB.....	298	52067.....	254
41941.....	107	45380.....	226	500XPH.....	298	52068.....	248
421.....	203	45381.....	226	501.....	310, 312	52069.....	248
422.....	203	45382.....	226	501.....	411, 412	52070.....	248
430.....	183	45383.....	226	501R.....	310	52071.....	248
430-500.....	183	45469.....	351	501R.....	412	52072.....	248
431.....	183	45470.....	351	501T.....	310	52079.....	270
434.....	184	45479.....	351	501T.....	412	52080.....	270
435.....	184	45482.....	351, 352	50283.....	156	52081.....	270
438-2X.....	173	45485.....	351	503.....	433, 440	52082.....	270
438-5H.....	173	455.....	203	50302.....	153, 157, 158, 159	52083.....	270
439-1.....	176	45500.....	380	50303.....	439	52084.....	246
439-2.....	176	45501.....	380	504.....	207	52085.....	246
		45504.....	272				

52086.....	246	521A.....	411, 414	54702.....	14	5660LH.....	431, 433
52087.....	246	521A-R.....	312	54707.....	17	5670-FC.....	330
52088.....	246	521A-R.....	414	54709.....	17	5670-SC.....	330
52089.....	244	52284.....	437	54717.....	16	5670-ST.....	330
52090.....	244	52285.....	437	54718.....	16	567XL.....	326
52091.....	244	52352.....	207	54719.....	16	5680-FC.....	331
52092.....	244	525N-30-FC.....	332	54729.....	35	5680-SC.....	331
52101.....	244	525N-30-SC.....	332	54736.....	15	5680-ST.....	331
52102.....	245	525N-30-ST.....	332	54737.....	15	568XL.....	327
52103.....	245	525N-60-FC.....	333	54738.....	15	5702.....	419, 426
52104.....	245	525N-60-SC.....	333	54739.....	15	5708.....	416, 426
52105.....	245	525N-60-ST.....	333	54740.....	15	5708-C.....	416
52106.....	245	52867.....	156	54744.....	17	570XL-FC.....	328
52107.....	225	52901.....	288	54997.....	432	570XL-SC.....	328
52108.....	225	53950.....	433	54998.....	432	570XL-ST.....	328
52116.....	225	53951.....	433	55225.....	114	5710.....	421
52117.....	225	540-12.....	177	55294.....	433	5713.....	421
52118.....	225	540-15.....	177	55316.....	103	5715.....	421
52119.....	240	540-18.....	177	55482.....	34	573XL-ST.....	328
52120.....	240	540-20P.....	177	55494.....	31	573XL-UNIV.....	328
52121.....	240	540-24.....	177	55495.....	31	5760TD.....	431, 433
52122.....	240	540-6.....	177	55496.....	31	57691.....	289
52123.....	240	540-8M.....	177	55497.....	31	5779.....	426
52124.....	236	54167.....	71, 77, 107	55498.....	31	577XL AS100.....	329
52125.....	236	54168.....	71, 77, 107	55499.....	31	578.....	205
52126.....	236	54169.....	71, 77, 105, 107	55500.....	31	5783.....	421
52127.....	236	54170.....	71, 77, 105, 107	55501.....	30	5786.....	421
52128.....	236	542-150.....	175	555C.....	148	578XL-M90.....	329
52129.....	227	542-200.....	175	555CX.....	147	579.....	205
52130.....	227, 245	542-250.....	175	555CX-22.....	147	580XL-FC.....	330
52131.....	227	54265.....	115	555CXES.....	147	580XL-SC.....	330
52132.....	227	54274.....	114, 115	555CXES-22.....	147	580XL-ST.....	330
52133.....	227	54284.....	180	555CXRS.....	147	5860.....	432, 433
52134.....	231	54295.....	115	555CXRS-22.....	147	5878.....	425
52135.....	231	54303.....	156	555ESC.....	148	5880.....	417, 418, 425
52136.....	231	54333.....	129	555RSC.....	148	5880-C.....	418
52137.....	231	54644.....	25	560XL.....	326	5882.....	417, 418, 425
52138.....	231	54645.....	25	56269.....	34	5882-C.....	418
52139.....	232	54646.....	25	56270.....	172	5883.....	418
52140.....	232	54647.....	25	56288.....	231	5890-FC.....	331
52141.....	232	54648.....	25	56300.....	22	5890-SC.....	331
52142.....	232	54649.....	25	56301.....	35	5890-ST.....	331
52143.....	232	54650.....	25	56303.....	23	590.....	190
52145.....	239	54651.....	25	56304.....	25	591.....	181
52146.....	239	54652.....	25	56305.....	25	592.....	181
52147.....	239	54653.....	25	56308.....	24	595.....	179, 180, 181, 182, 183
52150.....	251	54654.....	25	56310.....	24	597.....	209
52151.....	251	54655.....	25	56312.....	26	598.....	209
52152.....	251	54656.....	26	56314.....	26	598.....	328
52154.....	251	54657.....	25	56315.....	26	599.....	209
52165.....	103	54658.....	26	56316.....	26	5990.....	417
52176.....	63, 66, 68	54659.....	26	56317.....	26	59F0002.....	311
52176.....	220, 222, 227, 235, 236,	54660.....	26	56318.....	26	59F0002.....	413
.....239, 240, 248, 251, 254, 255, 257		54661.....	23	56323.....	33	6001.....	187, 191, 192
52177.....	63, 66	54664.....	29	56334.....	45	6001-22.....	191, 192
52177.....	225,	54665.....	29	56335.....	45	6004.....	191
.....231, 232, 244, 245, 246, 255, 270		54666.....	29	56336.....	45	6005.....	191
52178.....	63, 68	54667.....	29	56337.....	47	600LS.....	296
52178.....	220, 222, 225, 227, 231,	54668.....	29	56338.....	49	60114.....	99
.....232, 235, 236, 239, 240, 244, 245,		54669.....	29	56339.....	47	60115.....	101
.....246, 248, 251, 254, 255, 257, 270		54670.....	29	56340.....	48	60117.....	101
52179.....	63	54671.....	29	56341.....	48	60118.....	101
52179.....	220, 222, 225, 227, 231,	54688.....	27	56347.....	48	60166.....	101
.....232, 235, 236, 239, 240, 244, 245,		54689.....	27	56348.....	49	60167.....	99
.....246, 248, 251, 254, 255, 257, 270		54691.....	27	56349.....	55	601K-G.....	301
52180.....	63	54693.....	27	56350.....	55	60246.....	84
52180.....	220, 222, 225, 227,	54695.....	27	56351.....	56	60249.....	69
.....231, 232, 235, 236, 239, 240, 244,		54696.....	28	56352.....	58	60250.....	69
.....246, 248, 251, 254, 255, 257, 270		54697.....	28	56358.....	191	603.....	433, 440
52191.....	63	54698.....	42	56359.....	191	60351.....	310
52191.....	220, 262	54701.....	14	5660L.....	431, 433	60351.....	412
52192.....	220, 262						
521A.....	312						

60352.....	310	60605.....	336	625-7/8.....	115	678.....	205
60352.....	412	60689.....	334	62854.....	267	6800.....	187, 189
60353.....	310	60690.....	334	629.....	207	6800-22.....	189
60353.....	412	60691.....	334	62PTS-B-1.....	125	6801.....	189
60354.....	310	60692.....	318, 334	62PTS-B-3/4.....	125	6806.....	189
60354.....	412	60698.....	336	62PTS-B-7/8.....	125	6806-22.....	189
60355.....	310	60699.....	336	62PTS-1.....	125	6810.....	186
60355.....	412	607.....	183	62PTS-1-1/4.....	125	6810-22.....	186
60357.....	311	60702.....	336	62PTS-1-1/8.....	125	683.....	443
60357.....	413	60703.....	336	62PTS-11/16.....	125	684.....	443
60358.....	311	6072.....	199	62PTS-13/16.....	125	687.....	443
60358.....	413	60740.....	290	62PTS-3/4.....	125	690-15.....	179
6036.....	197	60751.....	284, 285	62PTS-5/8.....	125	690-RM.....	179
60360.....	311	60752.....	284, 285	62PTS-7/8.....	125	690-RT.....	179
60360.....	413	60756.....	290, 292	635.....	115	6900.....	188
60361.....	311	60764.....	300	639.....	196	6900-22.....	188
60361.....	413	60765.....	313	63RT-1.....	124	6901.....	188
60363.....	311	60766.....	313	63RT-7/8.....	124	6901-22.....	188
60363.....	413	60767.....	313	644.....	193	6906.....	188
60364.....	311	60768.....	313	644.....	444	6906-22.....	188
60364.....	413	60769.....	313	645-001.....	114	691.....	181, 182
60366.....	311	60770.....	313	645-002.....	114	696.....	153
60366.....	413	60771.....	314	645-011.....	114	696.....	433
60367.....	311	60772.....	314	645-022.....	114	697.....	433
60367.....	413	60773.....	314	645-1-1/2.....	114	700C.....	304
6037.....	192	60774.....	314	645-1-1/4.....	114	700C.....	414
60374.....	302	60775.....	314	645-1-1/8.....	114	701K-G.....	301
60376.....	302	60776.....	314	645-1-3/4.....	114	701K-G/6A.....	301
60377.....	302	60777.....	297	645-1-3/8.....	114	703.....	433
60378.....	302	60798.....	313	645-1-7/32.....	114	704.....	230
60379.....	308, 351	608.....	180, 182	645-2-1/2.....	114	705.....	230
60380.....	308, 351	608-5.....	182	645-3.....	114	706.....	230
60381.....	308	60853.....	284	645-3/4.....	114	7060-CFO.....	435
60382.....	308	60887.....	299	645-7/8.....	114	709.....	104
604.....	183	60888.....	299	646.....	182	70PT-11/16.....	127
60466.....	301	609.....	180, 182	647.....	443	70PT-13/16.....	127
60467.....	299	609-5.....	182	650.....	196	70PT-15/16.....	127
60482.....	311	60A-1.....	126, 130	651.....	196	710.....	104
60482.....	413	60A-3/4.....	126, 130, 131	652.....	196	711C.....	104
60487.....	287	60A-5/8.....	130	653.....	196	711M.....	104
60489.....	287	60A-7/8.....	126, 130	654.....	444	712A100.....	104
60492.....	287	610.....	180, 182	655.....	114	712A1000.....	104
60493.....	287	610.....	190	656.....	443	712P.....	129, 130
605.....	183	610-5.....	182	657.....	443	713.....	103
60511.....	287	611.....	180, 182	658.....	200	718.....	230
60525.....	285	611-3.....	182	659.....	200	718F.....	230
60526.....	284	612.....	180, 182	660.....	114	718HL.....	230
60527.....	285	612-2.....	182	660QA.....	201	71945.....	36
60556.....	295	613.....	180, 182	66216.....	311	71BB.....	92
60557.....	298	614.....	182	66216.....	413	71PT-11/16.....	127
60560.....	295	615.....	182	668.....	440	71PT-13/16.....	127
60561.....	299	616.....	182	66PT-B-1.....	125	71PT-15/16.....	127
60571.....	318, 334	617.....	182	66PT-B-3/4.....	125	720.....	93
60572.....	329, 336	618.....	179, 181, 182	66PT-B-7/8.....	125	721-1.....	75, 77, 79, 80, 81, 96
60573.....	329, 336	619.....	179, 181, 182	66PT-1.....	125	721-1-1/2.....	75, 77, 79, 80, 81, 96
60574.....	329, 336	620K.....	303	66PT-1-1/4.....	125	721-1-1/4.....	75, 77, 79, 80, 96
60575.....	326, 336	621.....	182	66PT-1-1/8.....	125	721-1/2.....	75, 77, 79, 80, 81, 82, 87, 88, 96
60576.....	326, 336	622.....	182	66PT-1/2.....	125	721-2.....	75, 77, 79, 80, 81, 96
60577.....	326, 336	623.....	182	66PT-11/16.....	125	721-3/4.....	75, 77, 79, 80, 81, 96
60583.....	296	624.....	207	66PT-13/16.....	125	721-1-1/4.....	81
60584.....	302	624L.....	207	66PT-15/16.....	125	721BB-1.....	84
60587.....	336	624S.....	207	66PT-3/4.....	125	721BB-1-1/2.....	84
60588.....	336	625-001.....	115	66PT-5/8.....	125	721BB-1-1/4.....	84
60589.....	336	625-002.....	115	66PT-7/8.....	125	721BB-1/2.....	84
60590.....	336	625-1-1/2.....	115	66RT-1.....	124	721BB-2.....	84
60596.....	336	625-1-1/8.....	115	66RT-7/8.....	124	721BB-3/4.....	84
60599.....	336	625-1-3/4.....	115	66TF-11/16.....	126	721EBB-15.2.....	84
606.....	183	625-1-3/8.....	115	66TF-13/16.....	126	721EBB-18.6.....	84
60600.....	336	625-1-7/32.....	115	66TF-15/16.....	126	721EBB-20.4.....	84
60602.....	336	625-2-1/2.....	115	66TF-9/16.....	126	721EBB-28.3.....	84
60604.....	336	625-3/4.....	115	676.....	291		

7211EBB-37.....	84	7238SB.....	80	741BB.....	92	77-3/4P.....	85
7211EBB-47.....	84	724.....	104	742BB.....	92	7704SB.....	78
7211EBB-60.....	84	725-001.....	121	743BB.....	92	7706SB.....	78
7212AA1.....	66, 67, 99	725-1-1/8.....	121	744.....	90	773.....	228
7212AA2.....	66, 67, 99	725-1-3/4.....	121	744BB.....	92	774.....	228
7212SP-1-1/2D.....	66, 67	725-1-3/8.....	121	745H-1.....	73	776.....	237
7212SP-1-1/2P.....	66, 67	725-2.....	121	745H-1-1/2.....	73	777.....	107
7212SP-1-1/4D.....	66, 67	725-2-1/2.....	121	745H-1-1/4.....	73	777.....	157
7212SP-1-1/4P.....	66, 67	725-3-5/8.....	121	745H-1/2.....	73	777E975.....	157
7212SP-1-7/32D.....	66, 67	725-4-1/2.....	121	745H-2.....	73	777HC755.....	157
7212SP-1-7/32P.....	66, 67	725-4-1/8.....	121	745H-2-1/2.....	73	77CS.....	293
7212SP-1/2D.....	66, 67	725-7/8.....	121	745H-3.....	73	77GX.....	295
7212SP-1/2P.....	66, 67	727.....	18	745H-3-1/2.....	73	77GX2.....	295
7212SP-1D.....	66, 67	727.....	231	745H-3/4.....	73	77HP-G.....	293
7212SP-1P.....	66, 67	727-INS.....	50	745H-4.....	73	77HP-G/6A.....	293
7212SP-2-1/2D.....	66, 67	727M.....	18	745M-16.2.....	73	77M-G.....	293
7212SP-2-1/2P.....	66, 67	727M.....	231	745M-20.4.....	73	77P-1-1/2P.....	85
7212SP-2D.....	66, 67	72BB.....	92	745M-25.4.....	73	77P-1-1/4P.....	85
7212SP-2P.....	66, 67	730-1/2.....	92	745M-32.5.....	73	77P-1/2P.....	85
7212SP-3-1/2D.....	66, 67	730-5/8.....	92	745M-40.5.....	73	77P-1P.....	85
7212SP-3-1/2P.....	66, 67	730-9/16.....	92	745M-50.8.....	73	77P-2P.....	85
7212SP-3/4D.....	66, 67	7304.....	86, 88	745M-64.....	73	77P-2P*.....	85
7212SP-3/4P.....	66, 67	7304SP.....	65	745SP-1-1/2D.....	68	77P-3/4P.....	85
7212SP-3D.....	66, 67	7306.....	86	745SP-1-1/2P.....	68	77U-1.....	85
7212SP-3P.....	66, 67	7306SB.....	74	745SP-1-1/4D.....	68	77U-1-1/2.....	85
7212SP-4D.....	66, 67	7307.....	70	745SP-1-1/4P.....	68	77U-1-1/4.....	85
7212SP-4P.....	66, 67	7307SP.....	68	745SP-1-7/32D.....	68	77U-1/2.....	85
7212SP-M16D.....	69	7308.....	70	745SP-1-7/32P.....	68	77U-2.....	85
7212SP-M16P.....	69	7309E.....	90	745SP-1/2D.....	68	77U-3/4.....	85
7212SP-M20D.....	69	730BB-1.....	92	745SP-1/2P.....	68	78-0160-70.....	321, 322
7212SP-M20P.....	69	730BB-1-1/16.....	92	745SP-1D.....	68	7804E.....	78
7212SP-M25D.....	69	730BB-1-1/2.....	92	745SP-1P.....	68	7804ESB.....	78
7212SP-M25P.....	69	730BB-1-1/4.....	92	745SP-2D.....	68	7804ISO.....	78
7212SP-M32D.....	69	730BB-1-1/8.....	92	745SP-2P.....	68	7804SB.....	78
7212SP-M32P.....	69	730BB-1-3/4.....	92	745SP-3/4D.....	68	7806SB.....	78
7212SP-M40D.....	69	730BB-1-3/8.....	92	745SP-3/4P.....	68	782.....	107
7212SP-M40P.....	69	730BB-1-5/16.....	92	746.....	66, 67, 74, 75, 77, 86, 87, 97	7904E.....	78
7212SP-M50D.....	69	730BB-1-5/8.....	92	746C.....	227	7904ESB.....	78
7212SP-M50P.....	69	730BB-1-7/8.....	92	746SS.....	71	7904ISO.....	78
7212SP-M63D.....	69	730BB-11/16.....	92	747.....	158	7904SB.....	78
7212SP-M63P.....	69	730BB-13/16.....	92	7475H.....	161	7906SB.....	78
7212SP-PB22D.....	69	730BB-15/16.....	92	749.....	238	7907SBSP.....	65
7212SP-PB22P.....	69	730BB-2.....	92	74BB.....	92	7908SBSP.....	65
7212SP-PB22U.....	69	730BB-2-1/2.....	92	750.....	107	794AV.....	156
7212SP-PB30D.....	69	730BB-2-1/4.....	92	750.....	227	796.....	266
7212SP-PB30P.....	69	730BB-2-1/8.....	92	7506.....	70	800.....	107
7212SP-PB30U.....	69	730BB-2-3/4.....	92	750C.....	304	800.....	266
7212SP11.....	66, 67, 99	730BB-3.....	92	750E975.....	227	800F1725.....	266
7212SP11 - 3/4".....	97	730BB-3/4.....	92	750H767.....	227	8012.....	192
7212SP12.....	66, 67	730EBB - 20.4.....	92	751.....	227	801K.....	301
7212SP12 - 3/4".....	97	730EBB-120.....	92	755.....	105	801K/50.....	301
7212SP13.....	66, 67	730EBB-18.6.....	92	755.....	161	802.....	266
7212SP13 - 3/8".....	97	730EBB-37.....	92	756.....	228	802K.....	302
7212SP14.....	66, 67, 99	730EBB-47.....	92	757.....	237	8060-DLX.....	434
7212SP14 - 3/8".....	97	730EBB-60.....	92	758.....	237	8060DLX.....	433
7212SP21.....	68	730EBB-82.....	92	759.....	19	811K.....	301
7212SP21 - 3/4".....	97	730MBB.....	92	759.....	220, 229	811K/6A-BOX.....	301
7212SP22.....	68	730PBB-2-5/8.....	92	75BB.....	92	825-1.....	117, 118
7212SP22 - 3/8".....	97	730PBB-3-3/4.....	92	760.....	19	825-1-1/2.....	117, 118
7212SP23.....	68	730TBB.....	92	760.....	229	825-1-1/4.....	117
7212SP23 - 3/4".....	97	7310SB.....	74	7606SB.....	76	825-1-1/8.....	117, 118
7212SP24.....	68	7310SBSP.....	65	761.....	228	825-1-3/4.....	117, 118
7212SP24 - 3/8".....	97	73420.....	407	7610SB.....	76	825-1-3/8.....	117, 118
7212SP31.....	69	735BB.....	88	7625.....	76	825-1-5/16.....	117
7212SP31 - 3/8".....	97	7360SB.....	96	7646.....	74	825-1-5/8.....	117
7212SP32.....	69	7361SB.....	96	7646PG-SB.....	74, 86	825-1-7/16.....	117
7212SP32 - 3/8".....	97	737BB.....	88	765.....	220, 242	825-1-7/8.....	117, 118
7217SBSP.....	69	738BB.....	92	767.....	76	825-11/16.....	117
722.....	238	739BB.....	92	76807.....	234	825-2.....	117, 118
7235BB.....	81	73BB.....	92	76BB.....	92	825-2-1/2.....	117, 118
7237BB.....	81	740H-1-7/32.....	73			825-2-1/4.....	117, 118

825-2-1/8.....	117	84491.....	330	884PVC.....	159, 160	89806.....	168
825-2-3/4.....	117	84492.....	330	885.....	107	89872.....	318
825-2-3/8.....	117, 118	84493.....	330	885.....	159	89877.....	318
825-2-5/8.....	117	84494.....	330	885E980.....	159	89882.....	318
825-2-7/8.....	117	84495.....	331	889.....	118	89887.....	318
825-3.....	117, 118	84496.....	331	890.....	118	89892.....	318
825-3-1/2.....	117	84497.....	331	891.....	118	89912.....	250
825-3-1/4.....	117, 118	84498.....	331	89187.....	33	901-12.....	127
825-3-3/4.....	117, 118	84499.....	331	89189.....	433	902-18.....	127
825-3-5/8.....	117, 118	84500.....	331	89195.....	353	902-24.....	127
825-3/4.....	117, 118	84501.....	320	89197.....	33	904H-12.....	127
825-4.....	117	84512.....	247	89205.....	46	904H-18.....	127
825-4-1/2.....	117, 118	84513.....	247	89213.....	26	904H-24.....	127
825-4-1/4.....	117	84515.....	247	89214.....	27	904H2-5-1/2.....	134
825-4-1/8.....	117, 118	847.....	167	89215.....	27	909.....	437
825-4-3/4.....	117, 118	848.....	167	89216.....	27	90SOC.....	336
825-4-3/8.....	117	849.....	167	89217.....	27	910.....	437
825-5.....	117	84H1.....	163	89222.....	27	910C-CLAMP.....	316
825-5-1/2.....	117	84H2.....	163	89223.....	27	910CL.....	315, 316
825-6.....	117	84H3.....	163	89224.....	27	910CL-BLADE.....	315, 316
825-7/8.....	117, 118	851.....	167	89228.....	29	910FS.....	315, 316
825B-1.....	117	85414.....	247	89229.....	29	910FS-250.....	315, 316
825B-1-1/4.....	117	854DX.....	146	89230.....	29	910FS-900.....	315, 316
825B-1-1/8.....	117	855GX.....	145	89231.....	29	910FS-BATT.....	315
825B-1-3/4.....	117	857.....	167	89232.....	29	910FS-CAR-ADAPTER.....	315
825B-1-3/8.....	117	859-4.....	168	89233.....	29	910FS-CHARG.....	315
825B-2.....	117	860-1-1/2.....	166	89234.....	29	910FS-ELEC.....	315
825B-2-1/2.....	117	860-3.....	166	89235.....	29	910FS-EUR-CORD.....	315
825B-2-1/4.....	117	860-4.....	166	89236.....	29	910FS-KIT1.....	315
825B-2-1/8.....	117	8600.....	37	89237.....	29	910FS-KIT2.....	315
825B-2-3/8.....	117	862.....	37	89238.....	56	910FS-PS.....	315
825B-2-5/8.....	117	862.....	168	89239.....	56	910FS-SOC-SC-LC.....	315
825B-3.....	117	864.....	37	89249.....	28	910FS-SOC-ST-FC.....	315
825B-3-1/2.....	117	864.....	168	89250.....	14	910FS-UK-CORD.....	315
825B-3-3/4.....	117	865.....	37	89251.....	16	911.....	439
825B-3-5/8.....	117	865.....	168	89252.....	16	916.....	440
825B-3/4.....	117	866.....	139	89253.....	16	91AV.....	89
825B-4.....	117	86786.....	294	89254.....	15	921.....	130, 131
825B-4-1/2.....	117	86786.....	414	89255.....	15	921-18.....	130, 131
825B-4-1/4.....	117	86787.....	294	89256.....	15	921-36.....	130, 131
825B-5.....	117	86787.....	414	89257.....	15	925-001.....	116
825B-5-1/2.....	117	86788.....	312	89258.....	15	925-011.....	116
825B-6.....	117	86788.....	414	89259.....	17	925-022.....	116
825B-7/8.....	117	86795.....	177	89260.....	17	925-1-1/8.....	116
830.....	118	86796.....	177	89262.....	14	925-1-3/4.....	116
830Q.....	120	868.....	139	89263.....	14	925-1-3/8.....	116
834.....	118	86999.....	417	89264.....	14	925-1-7/32.....	116
835.....	118	870.....	139	89266.....	42	925-2.....	116
84012.....	140	87073.....	418	89268.....	31	925-2-1/2.....	116
84019.....	140	87121.....	417	89269.....	31	925-7/8.....	116
840A.....	163	87136.....	388	89270.....	31	92AV.....	89
840AH.....	163	87AV.....	89, 90	89271.....	31	93-172.....	421
840F.....	163	880.....	107	89272.....	31	93-172-C.....	421
840FH.....	163	880.....	158	89273.....	31	93-20.....	420
841A.....	163	880E975.....	158	89274.....	31	93-30.....	422
841AH.....	163	880H755.....	158	89277.....	32	930.....	116
841F.....	163	881-MBT.....	154	89278.....	32	930XC-20C APC FC.....	318
841FH.....	163	881CT.....	152	89279.....	32	930XC-20C APC SC.....	318
84299.....	139	881CTD.....	152	89280.....	32	930XC-20C UPC FC.....	318
842A.....	163	881CTDE980.....	152	89281.....	32	930XC-20C UPC SC.....	318
842AH.....	163	881CTE980.....	152	89282.....	32	930XC-20C UPC ST.....	318
842F.....	163	882.....	107	89283.....	32	930XC-20M PC FC.....	318
842FH.....	163	882.....	155	89285.....	32	930XC-20M PC SC.....	318
84305.....	139	882CB.....	155	89286.....	32	930XC-20M PC ST.....	318
843A.....	163	882CBE975.....	155	89287.....	32	930XC-30F APC FC.....	318
843F.....	163	882CBH755.....	155	89289.....	32	930XC-30F APC SC.....	318
84485.....	326	882E975.....	155	89290.....	32	930XC-30F UPC FC.....	318
84486.....	328	882H755.....	155	89291.....	30	930XC-30F UPC SC.....	318
84487.....	328	882RIG1.....	155	89292.....	30	930XC-30F UPC ST.....	318
84488.....	328	884.....	107	89293.....	30	930XC-30P APC FC.....	318
84489.....	330	884.....	159	89800.....	199	930XC-30P APC SC.....	318
84490.....	330	884E980.....	159	89806.....	37	930XC-30P UPC FC.....	318

930XC-30P UPC SC	318
930XC-30P UPC ST	318
930XC-QR	318
930XC-SM-MM.....	318
941	130
941-18	130
941-36	130
945/ESD/1	334
946	318, 334
946/K	334
947	334
947/K	334
948	318, 334
948/2	334
9505	438
9510	438
9520	436
9522	437
9525	436
975	162
9753-11C	28
9753-12C	28
9753-13C	28
980	162
980-22	162
980-22PS	162
9858-11	48
9858-12	49
9858-15	54
990	250
9952-11	35
9953-13	24
9953-15	24

NOTES

NOTES

N = NEW PRODUCT

R = REPLACEMENT PART

A = ACCESSORY



NOTES

NOTES

NOTES

NOTES

LIFETIME WARRANTY



Greenlee Textron Inc. warrants to the original purchaser of these goods for use, that these products will be free from defects in workmanship and material for their useful life, excepting normal wear and abuse. This warranty is subject to the same terms and conditions contained in Greenlee Textron Inc.'s standard one-year limited warranty.

See below for information regarding product returns.

Greenlee Textron Inc. extends the following warranty to the original purchaser of these goods for use, subject to the qualifications indicated. Greenlee Textron Inc. warrants to the original purchaser for use that the products sold by it will be free from defects in workmanship and material for a period of one year (three years for Gator® battery-powered and corded tools, not including batteries) from the date of purchase, provided such goods are installed, operated, maintained, and used in accordance with Greenlee Textron Inc.'s written instructions.

Ordinary wear and tear, and damage from abuse, neglect or alterations are not covered by this warranty. This warranty is null and void if instructions and operating procedures are not followed.

Greenlee Textron Inc.'s sole liability and purchaser's sole remedy for a failure of goods under this limited warranty, and for any and all claims arising out of the purchase and use of the goods, shall be limited to the repair or replacement of the goods that do not conform to this warranty, and shall be in lieu of any other liability or remedy, including, without limitation, any causes of action in negligence and strict liability.

To obtain repair or replacement service under this limited warranty, the purchaser must return the product to a Greenlee Authorized Service Center, transportation prepaid. Do not send any warranty/repair product directly to Greenlee, as it will be returned to the sender. Only test instruments will be warranted, repaired, replaced, or calibrated at Greenlee with prior authorization.

Tools found defective will be replaced or repaired at no charge and returned. There are no express warranties covering these goods other than as set forth above. The implied warranties of merchantability and fitness for a particular purpose are specifically excluded. Greenlee Textron Inc. assumes no liability in connection with the installation or use of this product, except as stated in this limited warranty. **Greenlee Textron Inc. will in no event be liable for incidental or consequential damages.**

This limited warranty gives you specific legal rights, and you may also have other rights which vary from state to state. Some states do not allow either limitations on implied warranties, or exclusions from incidental or consequential damages, so the above limitation and exclusion may not apply to you.

Any questions pertaining to this limited warranty should be addressed to:
Greenlee / A Textron Company
4411 Boeing Drive, Rockford, IL 61109-2988 USA

Greenlee Textron Inc. has elected not to make available the informal dispute settlement mechanism which is specified in the Magnuson-Moss Warranty Act.

Note: Rental units and demonstrators used for income producing purposes are warranted for 90 days. Rental units and demonstrators which are resold are not covered under warranty by Greenlee Textron Inc. Any warranty, whether expressed or implied, rests solely with the seller.

Lifetime Limited Warranty on Greenlee Electrical Test Instruments, Hand Benders, select Hand Tools and Paladin® branded items.

Greenlee Textron Inc. warrants to the original purchaser of these goods for use that these products will be free from defects in workmanship and material for their useful life, excepting normal wear and abuse. This warranty is subject to the same terms and conditions contained in Greenlee Textron Inc.'s standard one year limited warranty.

Greenlee Electrical Test Instrument Repair and Calibration

For all Greenlee Electrical Test Instrument repairs, contact Customer Service at 1-800-435-0786 and request a return authorization. An approved Authorization including shipping label and instructions will be sent.

For items not covered under warranty (such as items dropped, abused, etc.), a repair cost quote is available upon request.

Note: Prior to returning any test instrument, please check replaceable batteries or make sure the battery is at full charge.

Many end user customers require assurance of product performance. Proof of accuracy and precision of an instrument is often required. This requirement may be a result of ISO procedures or customer quality audit requirements. Greenlee Textron Inc. can provide calibration service for specifically marked hand-held electrical test equipment. Calibration assures the customer that the instrument has been checked and/or calibrated using equipment that is checked and calibrated to standards that are traceable to the National Institute for Standards and Technology (NIST). Products currently included are all clamp meters, professional series digital multimeters and megohmmeters. A certificate will be provided.

To obtain this calibration service, call Customer Service at 1-800-435-0786 and request a return authorization.

www.greenlee.com

MADE FOR THE TRADE!®



GREENLEE®

A Textron Company

FOR PRODUCT VIDEOS,
DEMONSTRATIONS
AND MORE, SCAN THIS
QR CODE OR VISIT:




www.youtube.com/GreenleeDEMO

NEED MORE INFORMATION?

USA PHONE 800.435.0786
FAX 800.451.2632

CANADA PHONE 866.384.8813
FAX 800.524.2853

INT'L PHONE +1.815.397.7070
FAX +1.815.397.9247



www.greenlee.com MA-1024 04/15

4455 Boeing Drive • Rockford, IL 61109-2988 • USA • 815-397-7070

©2015 Greenlee Textron Inc. • An ISO 9001 Company • Printed in USA

Greenlee Textron Inc. is a subsidiary of Textron Inc.