




울산광역시 울주군 언양읍 반천산업로 113-19
(주)신일프리노스
T : 052)275-5990 F: 052)274-0971
e-mail : SEUN3021@hanmail.net



CATALOGUE 2015/16

Electrical connection technology / tools and measuring instruments



Verbindungen mit **System**
The **Power** *of Partnership*

KlauKe®
A Textron Company

KLAUKE® A Textron Company – *a strong **team** for systematic **connections.***



Expertise

Recognised worldwide as leading suppliers of connecting material, crimping and cutting tools for electrical, plumbing and heating systems.

Innovation

Our Innovation and Service Center is located at our headquarters in Remscheid. This is where - **since 1879** - new solutions have emerged from the discourse between the users and our experts.

Presence

In over 70 countries, our distributors ensure widespread, service-oriented support - **close to the customer at all times.**

Responsibility

Certified to the international standard ISO 14001:2004, we create innovative new products with the utmost respect for conservation – **future-oriented for a better environment.**

Quality Assurance

We offer the crafts, trade and industry perfectly coordinated products and services - **innovative and application-oriented**.

KLAUKE® Electrical connection systems, crimping, cutting and hand tools

GREENLEE® A Textron Company Punching and processing tools, cable pulling technology, testing, measuring and inspection equipment

- At Klauke we have always been committed to the future
- Our recipe for success: Klauke quality for global markets
- Solutions for the requirements of today and tomorrow
- Electrical conductors are the life line of the modern world
- The correct connector for every application and the matching tool for every connection
- Tools need service and users need advice – we offer both and more
- Trading partners have our full support
- Our distribution service:
- We are consistently better than the standards demand
- Environmental protection and sustainability – for us the only alternatives!
- Klauke always close by
- For reliable connections worldwide

Electrical connection system 22

- Tubular cable lugs and connectors, blue connection® - Cu
- Copper tubular cable lugs and connectors - Cu
- Tubular cable lugs and connectors - nickel, stainless steel
- Copper compression cable lugs and connectors to DIN
- Terminals, connectors and pin terminals to DIN - Cu
- Sleeves for compacted conductors and sector-shaped conductors - Cu
- Aluminum compression cable lugs and connectors to DIN
- Aluminum/copper compression cable lugs and connectors
- Clamps and screw connectors
- Cable end-sleeves
- Cable connections, insulated and non insulated
- Assortments

Crimping and cutting tools 218

- Mechanical crimping and cutting tools
- Electric and pneumatic crimping tools
- Hand-operated hydraulic crimping and cutting tools
- Battery powered crimping and cutting tools
- Hydraulic universal tools and heads
- Hydraulic crimping and cutting heads
- Hydraulic drive units
- Hydraulic systems
- Accessories for hydraulic tools
- Force and pressure gauge systems

Crimping dies 410

- Series 50
- Series 4
- Series 5
- Series 18
- Series 22
- Series 13
- Series 25
- Series 45

Hand tools 456

- VDE tools
- Standard tools
- Wire stripping tools
- Stripping tools
- Stripping tools for communication technology

Holemaking tools 526

- Round and special shape punches
- Punching tools and sets
- Hole saws
- Bits and step bits

Processing tools 582

- Special cutting tools
- Machining tools for bus bars
- Pumps and pump accessories

Cable pulling technology 594

- Fish tapes/pulling rods
- Cable pulling systems
- Cable puller
- Pulling grips
- Accessories

Testing and measuring instruments 614

- Voltage testers
- Digital multimeter
- Clamp meters
- VDE Testing instruments
- Temperature gauges
- Cable and conductor identifiers
- Network, measuring devices and testers

Technical Appendix i-1

- Notes on the various crimping profiles
- Legend of pictograms used
- Conversion charts
- Standards, changes, improvements
- Service check list as master copy
- Order form as master copy
- Alphabetical Index
- Alphanumerical Index

















*At Klauke we have **always** been committed to the **future.***

Success needs a vision. This is ours: pioneering solutions for trade and industry as well as a close partnership with our distribution channels. At Klauke we live this vision day after day.

In 1879 Gustav Klauke founded our company. Over time the markets changed, new technologies were developed and later replaced. Klauke constantly evolved and grew with innovative solutions that reflected the new demands of our customers.

10,000 solutions for the trade user

All over the world, Klauke is renowned for its high-quality electrical connection systems and tools for crimping, cutting and punching. By offering special solutions for the connection systems and the tools industry we meet the requirements in the most diverse industries. In total our product range comprises more than 10,000 products for trade, industry and also the growth markets of renewable energies and modern infrastructure.

Since 1996 Klauke belongs to the Greenlee Division of the Textron Group. With the focus on hole punching and cable pulling technology, Greenlee perfectly complements our own areas of competence.

Medium-sized German business meets global player

The close cooperation with a Group of 32,000 employees has generated important development impetus for both our customers and ourselves. As an example, we combine the virtues of a German medium-sized company with the strengths and global presence of a large corporation. This enables us to continuously optimise our processes and product quality, to remain a technological leader and to operate in future markets. Developing the future has always been our primary objective.







Our recipe for success:
Klauke quality for global markets.

For more than 130 years now, “Made in Germany” has been a certificate of origin, a claim to quality and the key to the success of our products. Klauke’s long and successful history began with pliers production at our headquarters in Remscheid. From that acorn we have continued to grow. We are now an international organisation. All over the world, “Made by Klauke” is synonymous with outstanding quality products. Of that we are proud.

Worldwide presence with local solutions

Currently, more than 800 employees develop, produce and distribute the Klauke range from ten locations in Europe and Asia-Pacific and via Greenlee in North and South America. Backed by a global distribution network and Authorised Service Centers in over 50 countries, we are close to our customers and their needs throughout the world. Allowing us to create local solutions for regional markets and their special requirements.

“Made by Klauke stands for quality and proximity to local markets worldwide.”

Jörg Sokat
Marketing Manager





Solutions** for the requirements of **today and tomorrow

Expertise

Electrical Distribution

The Klauke and Greenlee brands stand for innovation, safety and cost-effectiveness in installation technology - unconditionally and uncompromisingly. Both in electrical connection systems as well as in the case of tools and measuring devices, professional users all over the world trust in our products and application-orientated solutions.

Klauke: Electrical connection systems, crimping, cutting and hand tools

Greenlee: Holemaking tools, cable pulling technology, test and measurement instruments



Innovation

Automotive Connector Solutions

Klauke develops and produces electrical connection systems and special tools for the automotive industry, certified according to ISO/TS 164494:2009. Our solutions are used, for example, in vehicle electrical systems, engine and electro mobility concepts. Based on knowledge and experience attained over decades we incorporate the latest manufacturing processes to produce special tools.



Assembly Solutions

Industrial products often call for customer-specific punched parts, connecting materials, connectors and pre-assembled cables. Assembly Solutions from Klauke offer specific and highly-flexible solutions. Due to our in-house design and manufacturing expertise in electrical connection systems, we can also undertake unconventional requirements and small production runs quickly, reliably and economically.

Requirement



Customized Tools

Our battery hydraulic crimping tools are market leaders for solder free connections solutions. Furthermore Klauke's professional crimping and cutting tools provide the technological basis for customer specific solutions in many fields. In close collaboration with our customers, our tool experts develop innovative prototypes that eventually lead to production stage and then manufacturing.



Electrical conductors *are the life line of the modern world.*

Reliable connections in energy and data networks are crucial to the supply systems and creature comforts of our society. Therefore, we develop and produce electrical connection systems and tools for energy generation, transport and distribution that meet the highest requirements.

Innovation for practical applications

Our focus is very much on day-to-day implementation practice. This is the basis upon which we have continued to develop the Klauke range over decades. Today, we have a complete range of mutually compatible cable lugs and connectors for low and medium voltage applications.









All Klauke solutions combine innovative capacity, technological expertise and close dialogue with users. They keep us in touch with the latest trends and our markets. Here are a few examples:

- The new blue connection system makes the connection of compacted conductors simpler, safer and more efficient than ever before. The special cable lugs and precisely-matching crimping dies for Klauke tools pay testimony to our system expertise.
- We rely on technologies that make our tools especially user-friendly, powerful and safe. For example, our tools feature ARS, the automatic retract stop, Li-Ion high-performance batteries and a lightweight, resilient steel/aluminum hybrid construction.
- We developed the LS 50-L Flex as a battery powered hydraulic punching tool specifically for working in constricted spaces. It combines an aluminum head that rotates through 360° with an especially narrow and compact design. Weighing just two kilos, it is also one of the lightest battery powered hydraulic tools around. The Li-Ion technology, which is compatible with all Klauke tools, provides the energy source. The LS 50-L Flex shows what we value most: Innovations for the user made in Germany, made by Klauke.



blue connection®

Simple. Safe. Efficient.













The correct connector *for every application and* ***the matching tool*** *for every connection.*

The system concept is paramount. The Klauke range has the right processing tool for every cable lug. The result is mutually compatible tubular cable lugs, crimping dies and mechanical and hydraulic crimping tools – quite simply the Klauke system.

From the requirement to the product

The system development starts by exchanging information with the users. Our engineers use their requirements and needs to create new, future-facing products and solutions. They make day-to-day activities simpler, safer and more efficient, exceeding expectations for performance, convenience and cost-effectiveness.

AHP 700-L: Systematic innovation

One example par excellence of system integration is the AHP 700-L, the new battery powered hydraulic drive unit for crimping, cutting and punching. This unit is compatible with all Klauke crimping and cutting heads, as well as with Greenlee punch retainers and the bus bar machining centre. It is also based on the same 18V Li-Ion technology as the Safety Plus generation of battery powered hydraulic tools.

The integrated pressure sensor determines the oil pressure required for each crimping operation. The Intelligent Pressing System - IPS for short - reports any deviations to the user immediately via optical and acoustic signals.

The identical batteries, the optional NG2 power supply and the diagnostics facility via USB adapter and i-press analysis software increase flexibility in practical use.
The cross-model use of important technologies is part of Klauke's system concept: Everything matches, for improved safety and efficiency in day-to-day use.





*Tools need **service** and users need **advice** – we offer both and more.*

In workaday life, Klauke crimping and cutting tools are exposed to hot and cold temperatures and fouling from the harsh conditions prevailing on construction sites. Sometimes it rains, sometimes the sun burns down and dust is often widespread - a durability test for our tools. As with all high-tech solutions, they must therefore be inspected on a regular basis and serviced from time to time.



Worldwide service you can rely on

With an unbeatable technical maintenance and repair service, our company Service Centers along with Authorised Service Centers (ASC) ensure that Klauke tools retain their full functionality and guarantee reliable connections. Services range from regular tool inspection to service and repair work through to the free tool Hotline and an equipment hire facility.

Furthermore: Our mobile service van can be deployed for site operations upon request!

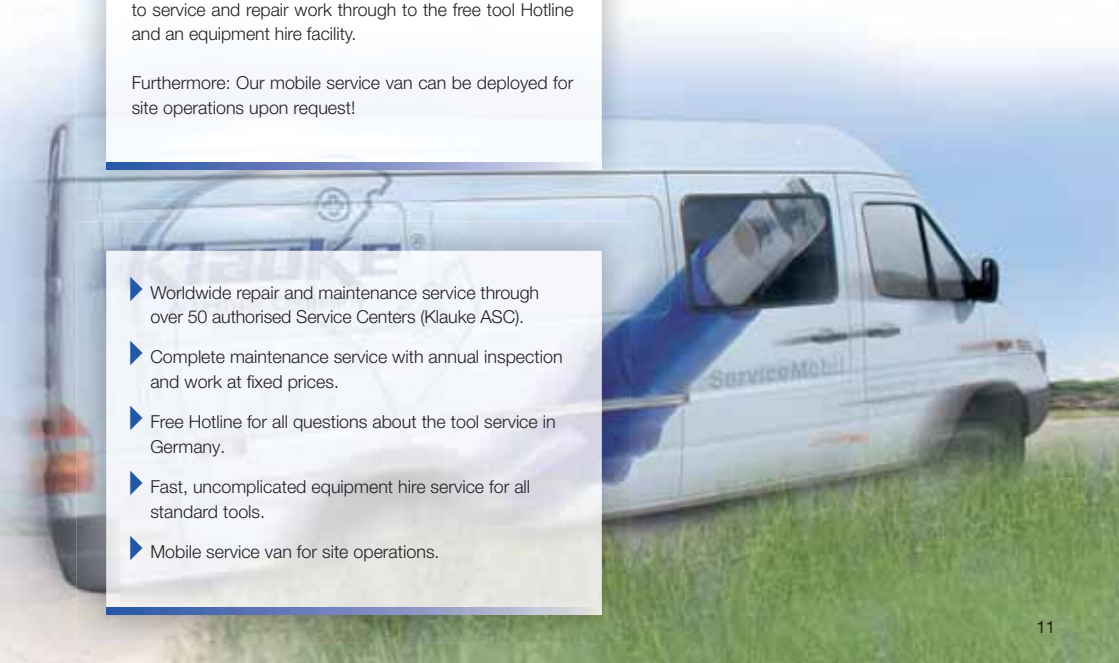

- Worldwide repair and maintenance service through over 50 authorised Service Centers (Klauke ASC).
- Complete maintenance service with annual inspection and work at fixed prices.
- Free Hotline for all questions about the tool service in Germany.
- Fast, uncomplicated equipment hire service for all standard tools.
- Mobile service van for site operations.



Trading partners have our *full* ***support***.

Our trading partners - as the link to the customer - play a key role in the Klauke success story. We maintain close contact, provide expert advice and on-site support.

Training courses and trade fairs - Klauke is onboard

Our commitment starts with training courses and workshops for installation engineers, employees from the wholesale sector and distributors. Our partners receive intense support at all important national and international trade fairs. This is the ideal platform for presenting new products and sharing experiences. And of course, we support our distributors as experts with comprehensive information and advice.



Klauke demonstration van: Tools you can touch

The best arguments for Klauke tools are quality, performance and their proverbial suitability for daily use. We visit our distributors and users throughout Europe with a practical roadshow. The Klauke demonstration van carries electrical connection technology and tools from both Klauke and Greenlee that you can touch. Customer presentations, open-house events and internal training courses are enriched by hands-on experience.

Close cooperation for improving safety and enhancing expertise

Klauke is a strong brand worldwide. We stand for values such as innovation, quality, safety and sustainable economies. The trades and the users can rely on this brand promise at all times. With our cooperation partners of electrical brand initiatives, we commit to strengthening the brands and their worth. As an E-Check partner, we stand for tested safety in the electrical trade. Because for us there is no compromise when it comes to the safety of our products.





*Our **distribution service:***

- Product presentations and expert advice on-site by our field service team.
- The Klauke demonstration van - on the road for our customers.
- Internal and external training courses and workshops for users.
- Information and advice at all important national and international trade fairs.
- Swift technical support from our experts for special applications.
- Upon request, we test your electrical connections and compile test reports.

*We are **consistently better** than the standards demand.*

Klauke products are used in environments that have to meet tough safety requirements. That's why their reliability and quality is of the utmost importance. For us, simply meeting the requirements of a standard is not enough. In terms of safety, ease-of-use and robustness, all Klauke products comply with the highest specifications and perform in excess of the standards required.

Quality starts with the process

Our internal processes provide the foundation required. Our focus on lean management principles increases efficiency, responsibility and personal commitment - from management to development to production and sales.

Klauke undergoes regular internal and external audits in order to safeguard the quality of our products and processes.

Our certifications

In terms of quality management, we are certified to ISO 9001:2008 and specifically for the automotive industry to ISO/TS 16494:2009. Klauke's environmental management system complies with the requirements of ISO 14001:2004.

These certifications guarantee that our customers can rely on their Klauke products and services at all times.





Environmental protection *and* ***sustainability –*** *for us* ***the only alternative!***

Environmental issues are extremely important to us. And a question of entrepreneurial responsibility. That's why Klauke is involved in the "Ökoprofit" (Ecoprofit) project of the Bergisch City Triangle, and is today certified to ISO 14001:2004.

Our goal: Continuous improvement

This international standard defines world-recognised standards for environmental management systems. It focuses on a continuous improvement process for environmental performance.
The result for us is clearly defined goals: Avoiding waste and errors, enhancing efficiency and minimising energy consumption in every production phase. Because we want to keep raw materials, fossil fuels and our environment for the next generations.

Employing resources correctly

Resource management is of course also important: In the procurement of material and components, we attach importance to top quality materials and components. To guarantee this, we work only with certified suppliers. This, coupled with our strict quality management principle, ensures our procurement, production and service standards are sustainably maintained.



Avoiding harmful substances

Ecologically harmless products are essential to our understanding of sustainable economic activity. Starting with the supplier chain, we make sure that all components and materials remain within environmental limits and we satisfy the requirements of directives such as REACH and RoHS. On principle, harmful substances such as lead and mercury, polycyclic aromatic hydrocarbons (PAH) are not used in Klauke products. Moreover, we use the most environmentally-compatible materials, resources and equipment possible, biodegradable hydraulic fluids for example. And so our products combine user orientation with environmental responsibility.

Increasing tool life

Our comprehensive range of services contributes to maintaining the performance of our tools over the long term. This is good for the environment, saves resources and increases the economic benefits for our customers.

Encouraging recycling

By the time a tool finally reaches the end of its useful life, the course for reuse has long been set. Even during the tool development phase, we plan and design our products and components for a high reuse and recycling quota. By taking back used devices free-of-charge within Germany, we support our customers, ensure professional recycling and satisfy the requirements of the WEEE Directive.

Taking responsibility, seizing opportunities

Environmental and resource management at all company levels is extremely important to Klauke. We perceive improving to become more and more innovative as an opportunity. And we take on this responsibility - for our customers, our employees and our children.

Klauke always close by...

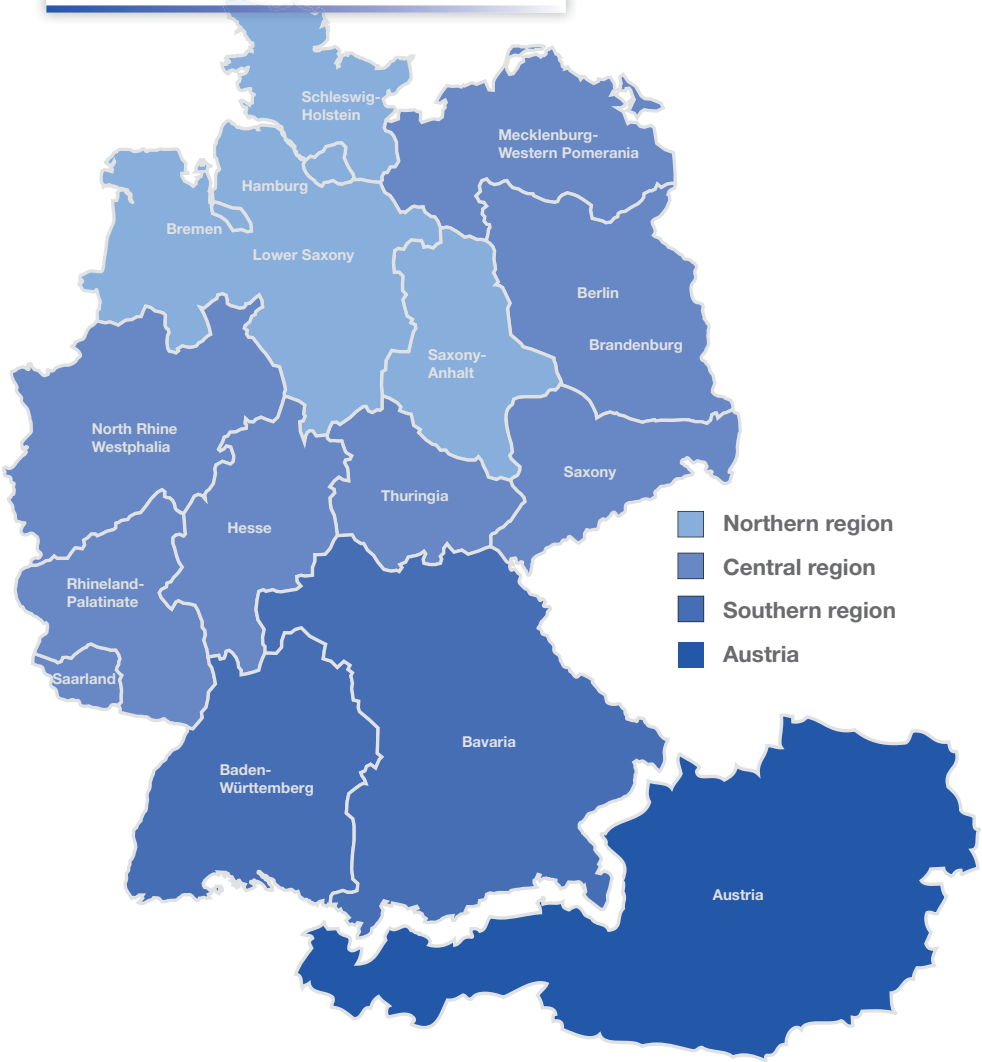

Gustav Klauke GmbH
Auf dem Knapp 46
42855 Remscheid
Tel.: +49 (0)2191 907 0
Fax: +49 (201)2191 907 0
info@klauke.textron.com
www.klauke.com

Sales Hotline: +49 (0)2191 907 107

- **Sales manager**
  Torsten Darkow
  Tel.: +49 (120)2191 907 120
  Fax: +49 (340)2191 907 340
  Mobile: +49 (0)172 7051247
  tdarkow@klauke.textron.com

- **Internal sales manager**
  Axel Rauch
  Tel.: +49 (401)2191 907 401
  Fax: +49 (340)2191 907 340
  Mobile: +49 (0)172 7051240
  arauch@klauke.textron.com

- **Assistant**
  Jasmin Gatto
  Tel.: +49 (254)2191 907 254
  Fax: +49 (340)2191 907 340
  jgatto@klauke.textron.com

Northern region

Regional sales manager

- **Uwe Pilgrim**
  Tel.: +49 (0)521 7853 470
  Fax: +49 (0)521 7853 471
  Mobile: +49 (0)151 14639753
  upilgrim@klauke.textron.com

Trade representatives

- **Eastern Lower Saxony, East Westphalia, Münster**
  Detlef Sikora GmbH
  Lägenfeldstrasse 7
  30952 Ronnenberg
  Tel.: +49 (0)511 43804 0
  Fax: +49 (0)511 43804 49
  hannover@sikora.de

- **Saxony-Anhalt**
  Detlef Sikora GmbH
  Gewerbegebiet Süd Nr. 2
  39443 Staßfurt
  Tel.: +49 (0)39266 931 0
  Fax: +49 (0)39266 931 15
  stassfurt@sikora.de

Field service

- **Bremen, North West Lower Saxony, South West Lower Saxony, North West North Rhine Westphalia**
  Jürgen Wolf
  Tel.: +49 (0)4942 204 794
  Fax: +49 (0)4942 204 793
  Mobile: +49 (0)151 11443897
  jwolf@klauke.textron.com

- **Schleswig-Holstein, Hamburg**
  Florian Hensel
  Tel.: +49 (0)4892 8998694
  Fax: +49 (0)4892 8998692
  Mobile: +49 (0)151 14639539
  fhensel@klauke.textron.com

Central region

Regional sales manager

- **Roland Recke**
  Tel.: +49 (0)2191 907 368
  Fax: +49 (0)2191 907 340
  Mobile: +49 (0)151 14639759
  rrecke@klauke.textron.com

Area sales manager

- **NRW central, Hesse, Rhineland-Palatinate, Saarland**
  Wolfgang Frowein
  Tel.: +49 (0)2191 907 119
  Fax: +49 (0)2191 907 340
  Mobile: +49 (0)172 7051241
  wfrowein@klauke.textron.com

Field service

- **Mecklenburg-Western Pomerania, Berlin, Brandenburg**
  Jürgen Mießner
  Tel.: +49 (0)3391 7008264
  Fax: +49 (0)3391 6593695
  Mobile: +49 (0)172 7051239
  jmiessner@klauke.textron.com

- **Saxony**
  Mario Schüppel
  Tel.: +49 (0)371 8449 140
  Fax: +49 (0)371 8449 141
  Mobile: +49 (0)172 7051244
  mschueppel@klauke.textron.com

- **Thuringia**
  Georg Göritz
  Tel.: +49 (0)3628 9298 46
  Fax: +49 (0)3628 9298 47
  Mobile: +49 (0)151 57136116
  ggoeritz@klauke.textron.com

- **North Rhine Westphalia**
  Ruhr Valley and Lower Rhine
  Ralf Weber
  Tel.: +49 (0)2261 9130 325
  Fax: +49 (0)2261 9130 378
  Mobile: +49 (0)172 7051251
  rweber@klauke.textron.com

- **North Rhine Westphalia South, Rhineland-Palatinate North**
  Daniel Frowein
  Tel.: +49 (0)2191 907 0
  Fax: +49 (0)2191 907 340
  Mobile: +49 (0)151 14639762
  dfrowein@klauke.textron.com

Southern region

Regional sales manager

- **Thomas Keck**
  Tel.: +49 (0)7042 102280
  Fax: +49 (0)7042 102385
  Mobile: +49 (0)151 14639769
  tkeck@klauke.textron.com

Trade representatives

- **Baden-Württemberg**
  Claudia Nolle e. K.
  Industrial representative
  Teckstrasse 21
  73734 Esslingen-Berkheim
  Tel.: +49 (0)711 365611 0
  Fax: +49 (0)711 365611 99
  info@iv-nolle.de

- **North Bavaria**
  Jürgen Doerner
  Handelsvertretungen GmbH
  Kafkastrasse 5
  90471 Nuremberg
  Tel.: +49 (0)911 998150
  Fax: +49 (0)911 998154 0
  nuernberg@hv-doerner.de

- **South Bavaria**
  Jürgen Doerner
  Industrievertretungen GmbH
  Bussardstrasse 8
  82166 Gräfelfing
  Tel.: +49 (0)89 898070 0
  Fax: +49 (0)89 89807035
  info@doerner-muenchen.de

Technical support

- **Southern region**
  Sebastian Harter
  Tel.: +49 (0)7804 91253 50
  Fax: +49 (0)7804 91253 51
  Mobile: +49 (0)151 14639774
  sharter@klauke.textron.com

Austria

KLAUKE HANDELSGES.M.B.H.

- **Thomas Farthofer**
  Ared-Str. 7 TOP 3
  2544 Leobersdorf
  Tel.: +43 (0)2256 629 25
  Fax: +43 (0)2256 62925 30
  Mobile: +43 (0)664 5072746
  tfarthofer@klauke.textron.com

*For reliable **connections worldwide.***

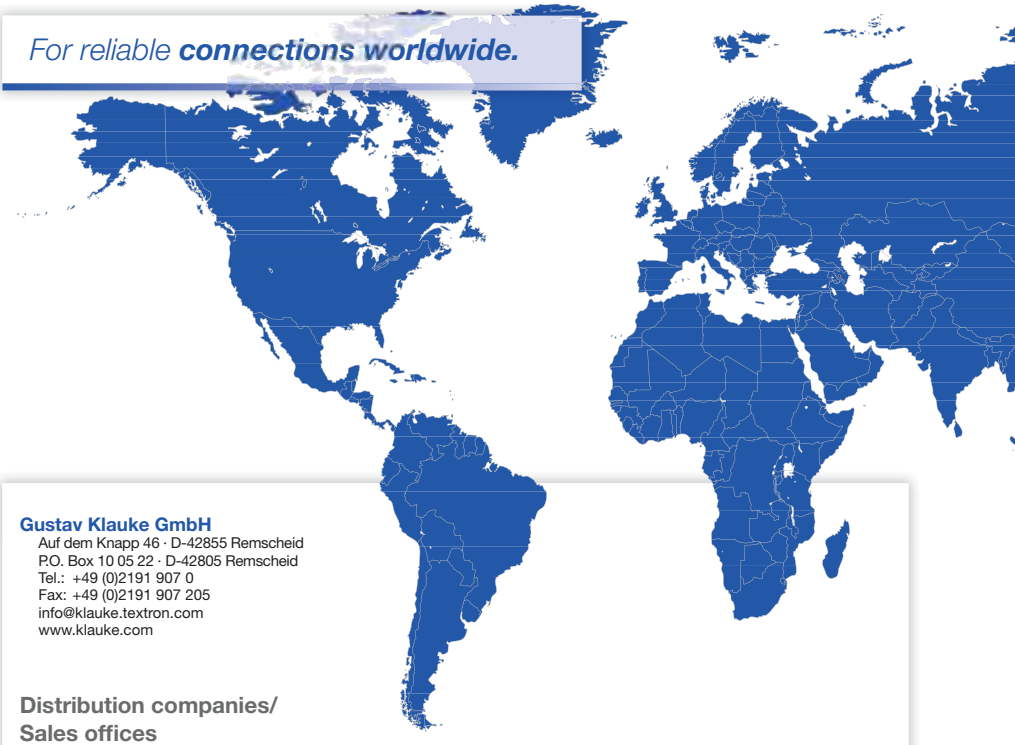

Gustav Klauke GmbH
Auf dem Knapp 46 · D-42855 Remscheid
P.O. Box 10 05 22 · D-42805 Remscheid
Tel.: +49 (0)2191 907 0
Fax: +49 (0)2191 907 205
info@klauke.textron.com
www.klauke.com

Distribution companies/ Sales offices

- **GREENLEE TEXTRON INC.**
  4455 Boeing Drive
  Rockford, Il. 61109 - 2988
  USA
  Tel.: +1 815 397 7070
  Fax: +1 815 397 9247
  www.greenlee.textron.com

- **KLAUKE FRANCE S.A.R.L.**
  16, Rue Saint-Louis, Z.I. ACTISUD
  F-57150 Creutzwald
  France
  Tel.: +33 (0)387 2984 70
  Fax: +33 (0)387 2984 79
  gcordel@klauke.textron.com

- **OOO KLAUKE RUS**
  125009, Moscow, Tverskaya 16/2
  Building 1, 7th floor, office 901B
  Russian Federation
  Tel.: +7 495 9358 971
  Fax: +7 495 9358 962
  slekomtseva@klauke.textron.com

- **KLAUKE UK LTD.**
  Hillside Road East, Bungay, Suffolk
  NR35 1JX
  Great Britain
  Tel.: +44 (0)19 86 89 1519
  Fax: +44 (0)19 86 89 6132
  sales@klauke.textron.com

- **GREENLEE COMMUNICATIONS LIMITED**
  Brecon House, William Brown Close
  Llantarnam Park, Cwmbran NP44 3AB
  Wales
  Tel.: +44 (0)1633 6277 10
  Fax: +44 (0)1633 6277 11
  info@tempo.textron.com

- **TEXTRON CHINA INC.**
  GREENLEE / KLAUKE OFFICE
  Room 201, Floor 2, No. 455 Fushan Road, Pudong area, Shanghai
  Post code 200122
  P.R. of China
  Tel.: +86 21 684160 66
  Fax: +86 21 684160 33
  tlu@greenlee.textron.com

- **TEXTRON FAR EAST PTE LTD**
  c/o Greenlee Textron
  No.6 Seletar Aerospace Heights
  Singapore 797545
  Tel.: +65 98 19 22 97
  cwee@greenlee.textron.com

- **GREENLEE / KLAUKE OFFICE AUSTRALIA / NEW ZEALAND**
  25 Webb Ellis Court,
  Pelican Waters, Queensland 4551
  Australia
  Tel.: +61 7 543973 77
  Fax: +61 7 543975 77
  nellement@greenlee.textron.com

- **GREENLEE / KLAUKE OFFICE LATIN AMERICA**
  Av. Projetada, s/no. Lambari
  08900-000 Guararema - SP
  Brazil
  Tel.: +55 12 3911 8532
  uluz@greenlee.textron.com

- **Klauke India a division of Textron India Pvt. Ltd.**
  Adithi Enclave, 2nd Floor
  #29, 80 Feet Road
  4th Block, Kormangala
  Bangalore – 560 034
  Karnataka, India
  Tel.: +91 80 25 53 0007
  sales.in@klauke.textron.com

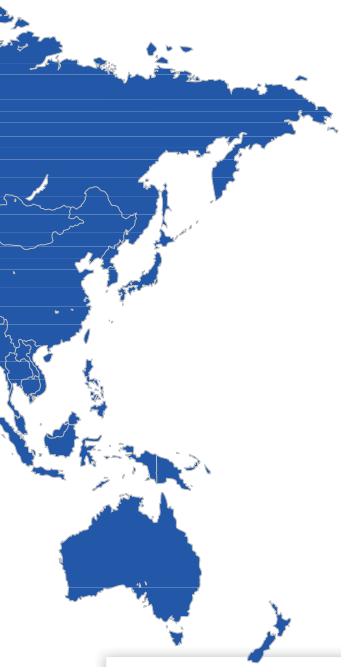

Worldwide representation

- **Andorra**
  GAVE ELECTRO, S.L.
  08430 La Roca del Valles
  Tel.: +34 93 84 22 212
  Fax: +34 93 84 227 55
  gave@gave.com

- **Argentina**
  JAIME LARRABE
  Penalolen, Chile
  Tel.: +56 562 27 90 139
  Fax: +562 27 90 139
  jaimelarrabe@yahoo.es

- **Australia**
  GREENLEE / KLAUKE OFFICE AUSTRALIA / NEW ZEALAND
  Pelican Waters 4551 QLD
  Tel.: +61 7 54 39 7377
  Fax: +61 7 54 39 7577
  nellement@greenlee.textron.com

- **Bahrain**
  NISSAD DEVELOPMENT CO. LTD.
  1306 Nicosia
  Tel.: +357 22 76 5014
  Fax: +357 22 76 1535
  info@nissad.com

  TOMAD INTERNATIONAL INC.
  Beirut
  Tel.: +961 1 88 49 44
  Fax: +961 1 88 49 29
  vahe@tomad.info

- **Belarus**
  OOO KLAUKE RUS
  125009 Moscow
  Tel.: +74 95 93 589 71
  Fax: +74 95 93 589 62
  slekomtseva@klauke.textron.com

- **Belgium**
  NBR NUSSBAUMER NV/SA
  1500 Halle
  Tel.: +32 2 35 70 940
  Fax: +32 2 35 49 679
  info@nussbaumer.be

- **Bosnia and Herzegovina**
  KABELTECH DOO
  71000 Sarajevo
  Tel.: +387 33 71 3061
  Fax: +387 33 71 3063
  info@kabeltech.co.ba

- **Brazil**
  GREENLEE / KLAUKE OFFICE LATIN AMERICA
  08900-000 Guararema - SP
  Tel.: +55 12 3911 8532
  Mobile: +55 12 9657 1524
  uluz@greenlee.textron.com

- **Brunei**
  Textron Far East PTE LTD C/O GREENLEE TEXTRON
  Singapore 797545
  Tel.: +65 98 19 22 97
  Fax: +65 67 48 16 51
  cwee@greenlee.textron.com

- **Bulgaria**
  V & V ISOMATIC LTD.
  1505 Sofia
  Tel.: +359 2 95 83 111
  Fax: +359 2 95 82 270
  office@viv-isomatic.com

- **Canada**
  GREENLEE TEXTRON INC.
  Rockford, Il. 61109-29 88
  Tel.: +1 815 397 7070
  Fax: +1 815 397 9247
  www.greenlee.textron.com

- **China**
  TEXTRON CHINA INC. GREENLEE / KLAUKE OFFICE
  Shanghai 200122
  Tel.: +86 21 68 41 6066
  Fax: +86 21 68 41 6033
  tlu@greenlee.textron.com

- **Columbia**
  LAUMAYER COLOMBIANA S.A.
  Medellín
  Tel.: +57 4 361 8585
  Fax: +57 4 361 3667
  comercial@laumayer.com

- **Croatia**
  KONEKT
  Zagreb
  Tel.: +385 1 23 61 890
  Fax: +385 1 23 61 882
  konekt@konekt.hr

- **Czech Republic**
  KLAUKE Z. NITSCH S.R.O.
  14000 Praha 4 - Pankrac
  Tel.: +42 02 61 21 3219
  Fax: +42 02 61 21 3218
  klauke@klauke.cz

- **Denmark**
  WEXOE A/S
  3500 Vaerloese
  Tel.: +45 45 46 5800
  Fax: +45 45 46 5801
  wexoe@wexoe.dk

- **Ecuador**
  AMER-ANDES
  Bogota / Columbia
  Tel.: +571 61 67 094
  Fax: +571 61 02 402
  amerandes@cable.net.co

- **Egypt**
  WARCO ENGINEERING & TRADING
  Mohandessin / Giza
  Tel.: +20 2 3025 265
  Fax: +20 2 3025 275
  aragab@commnet.com.eg

  TOMAD INTERNATIONAL INC.
  Beirut
  Tel.: +961 1 88 4944
  Fax: +961 1 88 4929
  vahe@tomad.info

- **El Salvador**
  ABELLA GROUP
  Miami, Florida 33126 / USA
  Tel.: +1 305 47 09 800
  Fax: +1 305 47 02 202
  ae.aespinoza@abellagroup.com

- **Estonia**
  LAPP MILTRONIC SIA ESTONIAN BRANCH
  Lääne-Virumaa 44307
  Tel.: +372 65 18 970
  Fax: +372 65 18 971
  info@lappmiltronic.ee

- **Finland**
  CABLEX OY
  20360 Turku
  Tel.: +358 2 88 00 020
  Fax: +358 2 88 00 021
  reijo.karlsson@cablex.fi

- **France**
  KLAUKE FRANCE S.A.R.L.
  57150 Creutzwald
  Tel.: +33 387 29 8470
  Fax: +33 387 29 8479
  gcordel@klauke.textron.com

- **Greece**
  KALAMARAKIS SAPOUNAS S.A.
  13671 Chamomilos-Acharnes
  Tel.: +30 2 102406 0006
  Fax: +30 2 102406 007
  ksa@ksa.gr

- **Great Britain**
  KLAUKE UK LTD.
  Bungay Suffolk NR35 1JX
  Tel.: +44 (0)19 86 89 1519
  Fax: +44 (0)19 86 89 6132
  sales@klauke.textron.com

Guatemala
ABELLA GROUP
Miami, Florida 33126 / USA
Tel.: +1 305 47 09 800
Fax: +1 305 47 02 202
ae.aespinoza@abellagroup.com

Hong Kong
TEXTRON CHINA INC.
GREENLEE / KLAUKE OFFICE
Shanghai 200122
Tel.: +86 21 68 41 6066
Fax: +86 21 68 41 6033
tlu@greenlee.textron.com

Hungary
TRENDELEKTRO KFT.
H-2049 Diosd
Tel.: +36 23 54 5140
Fax: +36 23 54 5141
info@trendelektro.hu

Holland
H.K. ELECTRIC BV
5321 JZ Hedel
Tel.: +31 73 59 97 599
Fax: +31 73 59 97 590
verkoop@hkelectric.nl

Iceland
REYKJAFELL LTD.
105 Reykjavik
Tel.: +354 58 86 010
Fax: +354 58 86 088
reykjafell@reykjafell.is

India
KLAUKE INDIA
A DIVISION OF TEXTRON INDIA PVT.LTD.
Bangalore 560 034
Tel.: +91 80 2553 0007
Mobile: +91 97 409 36006
sales.in@klauke.textron.com

Indonesia
TEXTRON FAR EAST PTE LTD
C/O GREENLEE TEXTRON
Singapore 797545
Tel.: +65 98 19 2297
Fax: +65 67 48 1651
cwee@greenlee.textron.com

Ireland
KLAUKE UK LTD.
Bungay Suffolk NR35 1JX
Tel.: +44 (0)19 86 89 1519
Fax: +44 (0)19 86 89 6132
sales@klauke.textron.com

Israel
SHAY A.U., LTD.
49222 Petach Tikva
Tel.: +972 3 92 33 601
Fax: +972 3 92 34 601
ilans@uriel-shay.com

Italy
COMMERCIALE TIEGER S.R.L.
20159 Milan
Tel.: +39 02 68 86 330
Fax: +39 02 66 80 2529
comtieger@tin.it

Japan
GOODMAN INC.
Yokohama, Kanagawa 236-0037
Tel.: +81 45 701 5680
Fax: +81 45 701 4302
kwantanabe@goodman-inc.co.jp

Jordan
NISSAD DEVELOPMENT CO. LTD.
1306 Nicosia
Tel.: +357 22 76 5014
Fax: +357 22 76 1535
info@nissad.com

TOMAD INTERNATIONAL INC.
Beirut
Tel.: +961 1 88 49 44
Fax: +961 1 88 49 29
vahe@tomad.info

Kazakhstan
OOO KLAUKE RUS
125009 Moscow
Tel.: +7 495 935 8971
Fax: +7 495 935 8982
slekomtseva@klauke.textron.com

Kosovo
NIDAS D.O.O.
11000 Beograd
Tel.: +381 11 24 17 714
Fax: +381 11 24 17 715
office@nidas.co.rs

Kuwait
NISSAD DEVELOPMENT CO. LTD.
1306 Nicosia
Tel.: +357 22 76 5014
Fax: +357 22 76 1535
info@nissad.com

TOMAD INTERNATIONAL INC.
Beirut
Tel.: +961 1 88 49 44
Fax: +961 1 88 49 29
vahe@tomad.info

Latvia
LAPP MILTRONIC SIA
LV-1021 Riga
Tel.: +371 675 01 900
Fax: +371 675 01 909
info@lappmiltronic.lv

Lebanon
TOMAD INTERNATIONAL INC.
Beirut
Tel.: +961 1 88 49 44
Fax: +961 1 88 49 29
vahe@tomad.info

AL-BONIAN GROUP
Beirut
Tel.: +961 1 38 5755
Fax: +961 1 38 5714
info@al-boniangroup.com

Lithuania
LAPP MILTRONIC
LIETUVOS FILIALAS
Vilnius, LT-11341
Tel.: +370 5 27 80 390
Fax: +370 5 27 80 397
info@lappmiltronic.lt

Luxembourg
M & A PARTNERS
8055 Bertrange
Tel./Fax: +352 2 26 36 2046
architl@pt.lu

Macedonia
SISKON SYSTEMS ENGINEERING
Skopje
Tel.: +38 92 30 62 423
Fax: +38 92 30 61 250
siskon@siskon.com.mk

Malaysia
TEXTRON FAR EAST PTE LTD
C/O Greenlee Textron
Singapore 797545
Tel.: +65 98 19 2297
Fax: +65 67 48 1651
cwee@greenlee.textron.com

Mexico
REMAT, S.A. DE C.V.
Mexico, D.F.
Tel.: +52 55 5256 3440
Fax: +52 55 5256 3441
alvarobnava@aol.com

Morocco
ETS. LOUIS GUILLAUD
2000 Casablanca
Tel.: +21 222 30 5971
Fax: +21 222 31 7888
elg@casanet.net.ma

Montenegro
NIDAS D.O.O.
11000 Beograd
Tel.: +381 11 24 17 714
Fax: +381 11 24 17 715
office@nidas.co.rs

New Zealand
GREENLEE / KLAUKE OFFICE
AUSTRALIA / NEW ZEALAND
Pelican Waters 4551 QLD
Tel.: +61 7 5439 7377
Fax: +61 7 5439 7577
nellement@greenlee.textron.com

Nicaragua
ABELLA GROUP
Miami, Florida 33126 / USA
Tel.: +1 305 470 9800
Fax: +1 305 470 2202
ae.aespinoza@abellagroup.com

Norway
Proxxl AS
0661 Oslo
Tel.: +47 220881 00
Fax: +47 220881 01
firmapost@proxxl.no

Oman
NISSAD DEVELOPMENT CO. LTD.
1306 Nicosia
Tel.: +35 722 76 5014
Fax: +35 722 76 1535
info@nissad.com

TOMAD INTERNATIONAL INC.
Beirut
Tel.: +961 1 88 49 44
Fax: +961 1 88 49 29
vahe@tomad.info

Paraguay
JAIME LARRABE
Penalolen, Chile
Tel.: +56 562 279 0139
Fax: +562 279 0139
jaimelarrabe@yahoo.es

Philippines
DULHUNTY TRADING INT'L
1115 Quezon City
Tel.: +632 416 8284
Fax: +632 416 2278
gabatse@yahoo.com

■ **Poland**
Klauke Polska Sp. z o.o.
ul. Pilsudskiego 243
05-270 Marki
Tel.: +48 515 021 091
info-pl@klauke.textron.com

■ **Portugal**
PALISSY GALVANI ELECTRICIDADE SA.
2625-607 Vialonga
Tel.: +35 121 32 23 400
Fax: +35 121 32 23 410
info@palissygalvani.pt

■ **Qatar**
NISSAD DEVELOPMENT CO. LTD.
1306 Nicosia
Tel.: +35 722 76 5014
Fax: +35 722 76 1535
info@nissad.com

TOMAD INTERNATIONAL INC.
Beirut
Tel.: +961 1 88 49 44
Fax: +961 1 88 49 29
vahe@tomad.info

■ **Romania**
GERKON ELECTRO S.R.L.
530211 Miercurea-Ciuc
Tel.: +40 266 37 2108
Fax: +40 266 31 2238
office@gerkonelectro.ro

■ **Russia**
OOO KLAUKE RUS
125009 Moscow
Tel.: +74 95 9358 971
Fax: +74 95 9358 962
sletkomtseva@klauke.textron.com

■ **Saudi Arabia**
NISSAD DEVELOPMENT CO. LTD.
1306 Nicosia
Tel.: +35 722 76 5014
Fax: +35 722 76 15 35
info@nissad.com

TOMAD INTERNATIONAL INC.
Beirut
Tel.: +961 1 88 49 44
Fax: +961 1 88 49 29
vahe@tomad.info

■ **Serbia**
NIDAS D.O.O.
11000 Beograd
Tel.: +38 111 24 17 714
Fax: +38 111 24 17 715
office@nidas.co.rs

■ **Singapore**
GREENLEE / KLAUKE OFFICE SOUTH EAST ASIA
Singapore 508743
Tel.: +65 98 19 2297
Fax: +65 67 48 1651
cwee@greenlee.textron.com

■ **Slovakia**
KLAUKE Z. NITSCH S.R.O.
14000 Praha 4 - Pankrac
Tel.: +42 02 61 21 3219
Fax: +42 02 61 21 3218
klauke@klauke.cz

■ **Slovenia**
ISARIA D.O.O.
1420 Trbovlje
Tel.: +38 63 56 31 800
Fax: +38 63 56 31 802
isaria.trbovlje@siol.net

■ **South Africa**
EBERHARDT-MARTIN CC.
2092 Newlands
Tel.: +27 11 28 80 000
Fax: +27 11 67 32 043
ebm@ebm.co.za

IMG Distributors C.C.
Benoni
Tel.: +27 11 42 54 062
Fax: +27 11 42 52 554
tony@imgdistributors.co.za

■ **South Korea**
KESCO CO., LTD
Seoul 150-093
Tel.: +82 2 26 14 0989
Fax: +82 2 26 14 0966
tsoh@ikesco.com

■ **Spain**
GAVE ELECTRO, S.L.
08430 La Roca del Valles
Tel.: +34 93 84 22 212
Fax: +34 93 84 22 727
gave@gave.com

■ **Sweden**
Klauke Sverige
Mr. Fredrik Fleetwood
Tel.: +46 (0)72 588 98 18
info@Klauke.se

■ **Switzerland**
FERRATEC AG
8964 Rudolfstetten
Tel.: +41 56 64 92 121
Fax: +41 56 64 92 141
info@ferratec.ch

■ **Syria**
AROYAN & KHATCHADOURIAN CO.
Aleppo
Tel.: +963 214 656 558
Fax: +963 214 640 692
a-kco@aloola.sy

■ **Taiwan**
PO CHARNG CO. LTD
Taipei 110
Tel.: +886 22 76 31 623
Fax: +886 22 76 67 492
kevin@pocharng.com.tw

■ **Thailand**
SUMMIT ENG. AND SERVICES CO. LTD
10400 Bangkok
Tel.: +662 64 22 478
Fax: +662 64 23 085
sudsuda@greennovation.in.th

BE PROMPT TRADING & SERVICES LTD
Bangkok 10100-07
Tel.: +662 22 54 201
Fax: +662 22 54 200
beprompt_b@yahoo.com

■ **Turkey**
Kardeş Elektrik Sanayi ve Ticaret A.Ş.
343295 Besyol-Sefaköy / Istanbul
Tel.: +90 212 62 49 204
Fax: +90 212 59 24 810
info@kardeselektrik.com.tr

■ **Ukraine**
OOO KLAUKE RUS
125009 Moscow
Tel.: +74 95 9358 971
Fax: +74 95 9358 962
slekomtseva@klauke.textron.com

■ **Uruguay**
JAIME LARRABE
Penalolen, Chile
Tel.: +562 279 0139
Fax: +562 279 0139
jaimelarrabe@yahoo.es

■ **United Arab Emirates**
NISSAD DEVELOPMENT CO. LTD.
1306 Nicosia
Tel.: +35 722 76 5014
Fax: +35 722 76 1535
info@nissad.com

TOMAD INTERNATIONAL INC.
Beirut
Tel.: +961 1 88 49 44
Fax: +961 1 88 49 29
vahe@tomad.info

■ **USA**
GREENLEE TEXTRON INC.
Rockford, Il. 61109-2988
Tel.: +18 15 397 7070
Fax: +18 15 397 9247
www.greenlee.textron.com

■ **Venezuela**
RB TOOLS C.A.
Caracas 1060
Tel.: +58 21 29 92 7491
Fax: +58 21 22 64 4412
rbtools@movistar.net.ve

■ **Vietnam**
ELESCO ASIA PTE LTD
349562 Singapore
Tel.: +65 67 41 4248
Fax: +65 67 77 36 86
sales18@elesco.com.sg

■ **Yemen**
NISSAD DEVELOPMENT CO. LTD.
1306 Nicosia
Tel.: +357 22 76 5014
Fax: +357 22 76 1535
info@nissad.com

TOMAD INTERNATIONAL INC.
Beirut
Tel.: +961 1 88 49 44
Fax: +961 1 88 49 29
vahe@tomad.info

Up-to-date information can be found on the Internet at **http://www.klauke.com/en/contact**.

Tubular cable lugs and connectors blue connection® - Cu 24

Tubular cable lugs 26
Butt connectors 28
Tool application chart 29

Copper tubular cable lugs and connectors - Cu 30

Tubular cable lugs 32
Angle tubular cable lugs 36
Connectors 40
Insulated tubular cable lugs and connectors 44
Tubular cable lugs and connectors for fine stranded conductors 47
Tubular cable lugs and compression joints for solid conductors 51
Tubular cable lugs for switchgear connections 54
Tool application chart 55

Tubular cable lugs and connectors - nickel, stainless steel 62

Stainless steel tubular cable lugs and connectors 64
Tubular cable lugs and connectors - nickel 66
Tool application chart 68

Copper compression cable lugs and connectors to DIN 70

Compression cable lugs acc. to DIN 46235 72
Angle compression cable lugs 74
Compression cable lugs, special type 77
Compression joints acc. to DIN 46267, part 1 and similar versions 79
Tool application chart 84

Terminals, connectors and pin terminals to DIN - Cu 86

Solderless terminals acc. to DIN 46234 88
Insulated solderless terminals 90
Solderless terminals, fork and pin type 92
Insulated solderless terminals for meter connections 94
Solderless connectors acc. to DIN 46341 95
Tool application chart 97

Sleeves for compacted conductors and sector-shaped conductors - Cu 100

Aluminum compression cable lugs and connectors to DIN 106

Compression cable lugs acc. to DIN 46329 and similar versions - Al 108
Compression joints acc. to DIN 46267, part 2 and similar versions - Al 110
Reduction compression joints – Al 112
Compression joints, full tension – Al 115
Compression cable lugs and connectors for Al/St cables DIN EN 50182 - Al 116
Tool application chart 118

Aluminum/copper compression cable lugs and connectors 122

Compression cable lugs - Al/Cu 124
Compression joints - Al/Cu 126
Bi-metallic washer 129
Tool application chart 130

Clamps and screw connectors 132

Punched cable lugs - Cu 134
Screw connectors with soldering hole - CuZn 135
Parallel groove clamps for tap off connections - Cu 137
C and H-shaped clamps - Cu 139
Screw connectors for street lighting - CuZn 141
Screw connectors, high resistant aluminum alloy 142
Compact tap connectors, high resistant aluminum alloy 147
Tool application chart 150

Cable end-sleeves 152

Cable end-sleeves acc. to DIN 46228, part 1 and part 2 154
Insulated cable end-sleeves acc. to DIN 46228, part 4 and similar versions 157
Insulated cable end-sleeves for short circuit resistant conductors 162
Insulated twin cable end-sleeves 162
Insulated cable end-sleeves, strips and tapes 163
Tool application chart 165

Cable connections, insulated and non insulated 172

Insulated terminals 174
Non-insulated receptacles 184
Flexible connectors 188
Tool application chart 193

Assortments 196

Assortment boxes with tubular und compression cable lugs 198
Pocket boxes with cable end-sleeves 200
Pocket boxes with insulated cable end-sleeves 201
Assortment boxes with cable end-sleeves 206
Assortment boxes with insulated cable end-sleeves 206
Assortment boxes with insulated terminals 209

*”Build on our experience:
No matter what the application,
we guarantee safe electrical connections.“*



Torsten Selbach,
Technical Support

blue connection®

Simple. Safe. Efficient.

blue connection® – because modern cables have narrower diameters

Modern compacted multi-stranded conductors are up to 15 percent thinner than comparable predecessors. At the same time, savings are often made on sheathing and insulation. Here, conventional tubular cable lugs and connectors usually have too much play - a considerable safety risk which has to date necessitated additional sleeves for compacted conductors.

Klauke has developed blue connection®, a special connection system for compacted multi-stranded conductors to VDE 0295 Class 2. Its copper tubular cable lugs and connectors are an exact fit for the new, thinner generation of conductors without any additional sleeves whatsoever. In combination with custom-made blue connection® crimping dies for Klauke's established tools, compacted conductors will in future also be crimped extremely simply, safely and efficiently.

Conventional, uncompacted multi-stranded conductor
- Large cable diameters dictated by conductor construction
- Round single wires

Compacted multi-stranded conductors to VDE 0295 Class 2
- Narrower cable diameter with the same conductor cross-section thanks to compacted single wires

Compacted conductors
with space-saving single wires



Uncompacted conductors
with round single wires

Comparison between conventional cables and the new cable generation with up to 15% narrower conductor diameter

Only blue fits exactly!



Cable lug with blue crimp info + blue crimping die + blue crimping tool = blue connection®

Simply *assign and crimp.*

- Perfect fit on compacted conductors to VDE 0295 Class 2.
- Simple assignment of crimping tool/crimping die through colour-coding system.
- Existing tools with replaceable crimping dies can continue to be used with blue connection® products.

Benefits:

- Crimping of compacted conductors without additional sleeves.
- No investment in new tools, only the crimping dies are replaced.



New designation – **Safely connected.**

- Designated by manufacturer's designation, nominal cross-section and hole dimension.
- Crimping direction and number of crimps.
- Compact design with form radius.
- Tested to IEC 61238, part 1.

Benefits:

- All information available at a glance.
- Bad crimps are avoided.
- Highly-stable and vibration-proof.

Efficient: High *productivity,* **low** *costs*

- New crimp geometries reduce the number of crimps.
- The processing of sleeves for compacted conductors is eliminated.
- Up to 35% less material used thanks to the compact design.
- Smaller packing units.

Benefits:

- Less time and lower cost expenditure when using the new cable lug system.
- Processing of sleeves for compacted conductors is eliminated.
- Lower material costs.
- Reducing storage costs through reduced material usage.



Tubular cable lugs, blue connection®, Cu



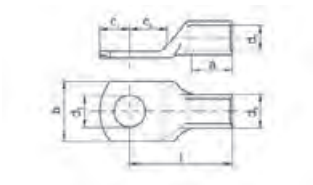

- For compacted multi-stranded conductors to VDE 0295 Class 2
- Accurate assignment of crimping tool/crimping die through colour-coding system
- Less crimpings due to max. crimping width
- Reduced costs due to compact dimensions

Characteristics

- Total cross-section: 6 - 400 mm²
- Rigid design thanks to special shaped radius
- Processing takes place without the use of additional sleeves
- Annealed material optimises material and crimping properties
- Flat contact surface and precise end machining for easy cable insertion

Material

- Copper acc. to EN 13600

Surface

- Tin-plated

Order info

- Also available with inspection hole, part number appendix “ms”
- 45° angle version also available, part number appendix “45”
- 90° angle version also available, part number appendix “90”
- Now also available in handy plastic boxes for smaller requirements, part number appendix “SB”

Nominal cross section mm²	Size of bolt dia.	Part No.	Dimension mm								Weight/ 100 pcs. ~ kg	Packing unit/pcs
			d1	a	b	d2	d4	c1	c2	l		
6	M5	6B5	3.20	9.0	10.50	5.30	5.00	5.00	6.50	20.50	0.24	50
	M6	6B6	3.20	9.0	11.00	6.40	5.00	6.00	8.00	22.00	0.26	50*
	M8	6B8	3.20	9.0	12.50	8.40	5.00	8.00	10.00	24.00	0.29	50*
	M10	6B10	3.20	9.00	14.00	10.50	5.00	10.00	11.50	25.50	0.30	50
10	M5	10B5	4.20	9.00	11.50	5.30	6.20	5.00	6.50	21.00	0.35	50
	M6	10B6	4.20	9.00	12.00	6.40	6.20	6.00	8.00	22.50	0.39	50*
	M8	10B8	4.20	9.00	14.00	8.40	6.20	8.00	10.00	24.50	0.43	50*
	M10	10B10	4.20	9.00	15.00	10.50	6.20	10.00	11.50	26.00	0.44	50
16	M6	16B6	5.50	10.0	13.50	6.40	7.70	6.00	8.00	25.00	0.61	50*
	M8	16B8	5.50	10.0	15.00	8.40	7.70	8.00	10.00	27.00	0.65	50*
	M10	16B10	5.50	10.00	16.50	10.50	7.70	10.00	11.50	28.00	0.69	50
	M12	16B12	5.50	10.00	18.50	13.00	7.70	12.00	13.00	29.50	0.72	50
25	M6	25B6	6.60	10.0	15.00	6.40	9.00	6.00	8.00	25.50	0.81	25
	M8	25B8	6.60	10.0	16.00	8.40	9.00	8.00	10.00	27.50	0.88	50*
	M10	25B10	6.60	10.0	18.00	10.50	9.00	10.00	11.50	29.00	0.93	50*
	M12	25B12	6.60	10.0	19.50	13.00	9.00	12.00	13.00	30.50	0.97	25
35	M8	35B8	7.70	11.0	18.00	8.40	10.60	8.00	10.00	29.50	1.34	50*
	M10	35B10	7.70	11.0	19.50	10.50	10.60	10.00	11.50	31.00	1.42	50*
	M12	35B12	7.70	11.0	21.00	13.00	10.60	12.00	13.00	32.50	1.48	25
50	M8	50B8	9.20	11.0	19.00	8.40	12.40	8.00	10.00	31.00	1.87	25*
	M10	50B10	9.20	11.0	21.00	10.50	12.40	10.00	11.50	32.50	1.95	25*
	M12	50B12	9.20	11.0	23.00	13.00	12.40	12.00	13.00	34.00	2.05	25
70	M8	70B8	11.00	21.0	22.00	8.40	14.60	8.00	10.00	41.50	3.17	25
	M10	70B10	11.00	21.0	24.00	10.50	14.60	10.00	11.50	43.00	3.33	25*
	M12	70B12	11.00	21.0	25.00	13.00	14.60	12.00	13.00	44.50	3.46	25*
	M16	70B16	11.00	21.0	28.00	17.00	14.60	15.00	17.00	48.50	3.73	10
95	M10	95B10	13.00	21.0	26.00	10.50	17.00	10.00	11.50	44.50	4.55	25*
	M12	95B12	13.00	21.0	28.00	13.00	17.00	12.00	13.00	46.00	4.75	25*
	M16	95B16	13.00	21.0	30.00	17.00	17.00	15.00	17.00	50.00	5.01	10

Tubular cable lugs, blue connection®, Cu

Nominal cross section mm²	Size of bolt dia.	Part No.	Dimension mm								Weight/ 100 pcs. ~ kg	Packing unit/pcs
			d1	a	b	d2	d4	c1	c2	l		
120	M10	**120B10**	14.50	22.0	28.00	10.50	19.00	10.00	11.50	47.00	6.02	25*
	M12	**120B12**	14.50	22.0	29.50	13.00	19.00	12.00	13.00	48.50	6.26	25*
	M16	**120B16**	14.50	22.0	32.00	17.00	19.00	15.00	17.00	52.50	6.73	10
150	M10	**150B10**	16.20	22.0	30.00	10.50	21.00	10.00	11.50	48.50	7.41	10
	M12	**150B12**	16.20	22.0	32.00	13.00	21.00	12.00	13.00	50.00	7.71	10
	M16	**150B16**	16.20	22.0	34.00	17.00	21.00	15.00	17.00	54.00	8.25	10
	M20	**150B20**	16.20	22.0	36.50	21.00	21.00	18.50	21.00	58.00	8.84	10
185	M10	**185B10**	18.00	24.0	33.00	10.50	23.00	10.00	11.50	52.00	9.21	10
	M12	**185B12**	18.00	24.0	33.00	13.00	23.00	12.00	13.00	53.50	9.43	10
	M16	**185B16**	18.00	24.0	36.00	17.00	23.00	15.00	17.00	57.70	10.14	10
	M20	**185B20**	18.00	24.0	38.50	21.00	23.00	18.50	21.00	61.50	10.90	10
240	M12	**240B12**	20.60	24.0	38.00	13.00	26.00	12.00	13.00	56.00	12.46	10
	M16	**240B16**	20.60	24.0	38.00	17.00	26.00	15.00	17.00	60.00	13.24	10
	M20	**240B20**	20.60	24.0	41.00	21.00	26.00	18.50	21.00	64.00	14.14	10
300	M12	**300B12**	23.10	33.0	41.00	13.00	28.00	12.00	13.00	67.00	14.39	5
	M16	**300B16**	23.10	33.0	41.00	17.00	28.00	15.00	17.00	71.00	15.27	5
	M20	**300B20**	23.10	33.0	41.00	21.00	28.00	18.50	21.00	75.00	16.2	5
400	M16	**400B16**	26.10	34.0	47.00	17.00	32.00	15.00	17.00	74.50	22.16	5
	M20	**400B20**	26.10	34.0	47.00	21.00	32.00	18.50	21.00	78.50	23.36	5

- 10-300 mm² IEC tested
- * = Also available in small handy packs
- **Tools: see chart page 29**

Butt connectors, blue connection®, Cu





- For compacted multi-stranded conductors to VDE 0295 Class 2
- Accurate assignment of crimping tool/crimping die through colour-coding system
- Less crimpings due to max. crimping width
- Reduced costs due to compact dimensions

Characteristics

- Total cross-section: 6 - 400 mm²
- Processing takes place without the use of additional sleeves
- Annealed material optimises material and crimping properties
- Precise end machining for easy cable insertion

Material

- Copper acc. to EN 13600

Surface

- Tin-plated

Order info

- Now also available in handy plastic boxes for smaller requirements, part number appendix “SB”

Nominal cross section mm²	Part No.	Dimension mm d1	d4	l	Weight/ 100 pcs. ~ kg	Packing unit/pcs
6	**6B**	3.20	5.00	25.00	0.255	50*
10	**10B**	4.20	6.20	25.00	0.360	50*
16	**16B**	5.50	7.70	27.00	0.543	50*
25	**25B**	6.60	9.00	27.00	0.699	50*
35	**35B**	7.70	10.60	28.00	1.026	50*
50	**50B**	9.20	12.40	28.00	1.334	25*
70	**70B**	11.00	14.60	48.00	3.065	25*
95	**95B**	13.00	17.00	48.00	3.987	25*
120	**120B**	14.50	19.00	50.00	5.157	25*
150	**150B**	16.20	21.00	52.00	6.379	10
185	**185B**	18.00	23.00	56.00	7.889	10
240	**240B**	20.60	26.00	58.00	10.000	10
300	**300B**	23.10	28.00	76.00	13.079	5
400	**400B**	26.10	32.00	78.00	18.453	5

- 10-300 mm² IEC tested
- * = Also available in small handy packs
- **Tools: see chart page 29**

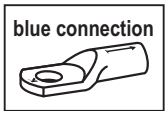

Tool application chart

Tubular cable lugs and butt connectors blue connection©

Crimping range corresponds to nominal cross-section mm²	Crimping tools		Tool type						Crimp profile	Page (Tool)
	Tools	Crimping head/ Adapter	Mechanical crimping tools	mechanical, electrical, pneumatic, crimping tools with interchangeable dies/heads	Hand hydraulic crimping tools	Battery powered crimping tools	Hydraulic crimping systems	Hydraulic crimping heads		
6-50	K05BC		•						⬡	246
6-150	K354			•					⬡	260
	EK354					•			⬡	314
	EK354L					•			⬡	316
6-240	HK60UNV	+UA5			•				⬡	354
	EK505L					•			⬡	318
	EKM60UNVL	+UA5				•			⬡	356
	EK60UNVL	+UA5				•			⬡	357
6-300	K22		•						⬡	264
	HK6022				•				⬡	288
	HK60UNV	+UA22			•				⬡	354
	EK6022L					•			⬡	324
	EKM6022L					•			⬡	322
	EKM60UNVL					•			⬡	356
	EK60UNVL					•			⬡	357
	THK22						•		⬡	364
	PK22							•	⬡	364
	PK60UNV	+UA22						•	⬡	355
10-120	K06BC		•						⬡	249
16-400	HK12030				•				⬡	292
	HK12042				•				⬡	294
	HK120U				•				⬡	296
	EK12030L					•			⬡	330
	EK12042L					•			⬡	332
	EK120UNVL					•			⬡	358
	EK120UL					•			⬡	334
	HK122EL380						•		⬡	390
	PK12042							•	⬡	368
	PK120U							•	⬡	370
25-150	K09BC		•						⬡	250

Safe connections
to Klauke standards.

Copper tubular cable lugs and connectors for all applications.



Safe electrical connections are crucial. Power outages caused by faulty cable connections can cause severe damage. The power supply is interrupted. Production comes to a stand-still. Traffic is disrupted.

Tubular cable lugs and connectors from Klauke meet the highest quality requirements and satisfy international standards. Traditional applications are power supply, transportation, trade and industry, as well as building installation and railway technology.
We also develop and produce tailor made solutions.





Klauke tubular cable lugs are suitable for practically every application that uses copper conductors.

- **Extensive product range for low and medium-voltage applications.**
- **Distinct chamfer for easy entry of the conductor, burr-free edges.**
- **Consistent precision, high safety and rating properties thanks to high-quality pure electrolytic copper.**
- **Klauke coding system with manufacturer's identification, nominal cross-section and hole size.**

Make sure, when using Klauke connecting materials, that you always crimp towards the cable.



Connections with system *for every application.*

- Products to Klauke standards in various designs and shapes.
- To international standards such as IEC, UL, DNV and German Lloyd.
- Solutions for cables with compacted round conductors, cables with sector-shaped conductors and to suit individual requirements.
- Plus all corresponding manual and hydraulic crimping tools.

Benefits:

- The right products for every installation scenario.
- **Highest flexibility for connecting cables.**
- Standards-compliance permits international application.
- **A single source for everything** – from cable lugs to tools.
- Guarantees the correct tools for professional electrical installation.

More from Page 218.





1. Basic material



2. Folding and pressing



3. Punching



4. Annealing



5. Tinned end product

Pure material, special processing.

- Klauke tubular cable lugs are made from quality E-Cu tubes. All suppliers are certified.
- Defined, unique material properties by annealing the cable lugs.

Benefits:

- Optimised conductivity, enhanced safety and high cable lug rating thanks to high quality material.
- The **annealing of cable lugs during production** sets Klauke products apart and guarantees **outstanding installation properties,** with **minimised crimp force and less tool wear**.

Hold even under strong and severe vibrations.

- Consistent material thickness, precise diameters and an accurate fit mean optimised processing and ultimate safety.
- Tested to DIN EN 61373 Class 1B **“Railway applications”**.

Benefits:

- With professional installation of the correct types, optimised stability even with mechanically stressed or severely vibrating connections.
- Less repair and maintenance.
- Safe connections even under high load, e.g. in public transport services.



Tubular cable lugs, Cu, standard type



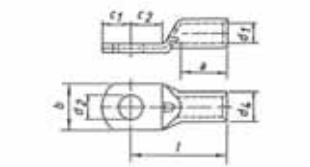

- Cable lug for fine stranded conductors to VDE 0295 Class 5
- With inspection hole for monitoring the inserted cable

Characteristics

- Total cross-section: 0.75 - 6 mm²
- Annealed material optimises material and crimping properties
- Flat contact surface and precise end machining for easy cable insertion

Material

- Copper acc. to EN 13600

Surface

- Tin-plated to protect against corrosion (other surfaces available upon request)

Order info

- Now also available in handy plastic boxes for smaller requirements, part number appendix “SB”

Nominal cross section mm²	Size of bolt dia.	Part No.	Dimension mm								Weight/ 100 pcs. ~ kg	Packing unit/pcs
			d1	a	b	d2	d4	c1	c2	l		
0.75	M3	**91R3**	1.3	6	6.0	3.2	2.8	3.25	4.0	12	0.060	100*
	M4	**91R4**	1.3	6	6.5	4.3	2.8	4.00	5.0	13	0.060	100
	M5	**91R5**	1.3	6	7.5	5.3	2.8	4.75	5.5	14	0.060	100
1.5	M3	**92R3**	1.8	6	6.5	3.2	3.3	3.25	4.0	12	0.080	100
	M4	**92R4**	1.8	6	6.5	4.3	3.3	4.00	5.0	13	0.080	100
	M5	**92R5**	1.8	6	7.5	5.3	3.3	4.75	5.5	14	0.080	100*
	M6	**92R6**	1.8	6	9.0	6.5	3.3	6.50	6.5	16	0.090	100
2.5	M3	**93R3**	2.3	6	7.5	3.2	4.2	3.25	4.0	12	0.120	100
	M4	**93R4**	2.3	6	7.5	4.3	4.2	4.00	5.0	13	0.120	100
	M5	**93R5**	2.3	6	8.5	5.3	4.2	4.75	5.5	14	0.130	100*
	M6	**93R6**	2.3	6	9.5	6.5	4.2	6.50	6.5	16	0.150	100
	M8	**93R8**	2.3	6	13.0	8.5	4.2	7.75	9.5	20	0.180	100
4	M4	**94R4**	3.0	8	8.5	4.3	5.0	4.75	5.5	18	0.210	100
	M5	**94R5**	3.0	8	9.0	5.3	5.0	4.75	6.0	18	0.213	100*
	M6	**94R6**	3.0	8	10.0	6.5	5.0	6.50	6.5	19	0.220	100
	M8	**94R8**	3.0	8	13.0	8.5	5.0	8.50	9.5	22	0.280	100
6	M4	**95R4**	4.0	9	9.5	4.3	6.0	5.00	5.5	18	0.290	100
	M5	**95R5**	4.0	9	9.5	5.3	6.0	6.00	6.0	19	0.300	100
	M6	**95R6**	4.0	9	10.0	6.5	6.0	7.00	6.5	19	0.300	100
	M8	**95R8**	4.0	9	14.0	8.5	6.0	8.50	9.5	22	0.320	100

- * = Also available in small handy packs
- **Tools: see chart page 55**

Tubular cable lugs, Cu, fork type

- For fine stranded conductors
- Fork-type version for simple and direct screw mounting
- With inspection hole for monitoring the inserted cable





Characteristics

- Total cross-section: 0.75 - 16 mm²
- Annealed material optimises material and crimping properties
- Flat contact surface and precise end machining for easy cable insertion

Material

- Copper acc. to EN 13600

Surface

- Tin-plated to protect against corrosion (other surfaces available upon request)

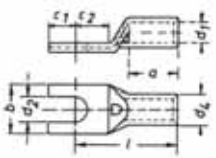

Nominal cross section mm²	Size of bolt dia.	Part No.	Dimension mm								Weight/ 100 pcs. ~ kg	Packing unit/pcs
			d1	a	b	d2	d4	c1	c2	l		
0.75	M3	91C3	1.3	6	6.0	3.2	2.8	3.25	4.0	12	0.06	100
	M4	91C4	1.3	6	6.5	4.3	2.8	4.00	5.0	13	0.05	100
	M5	91C5	1.3	6	7.5	5.3	2.8	4.75	5.5	14	0.06	100
1.5	M3	92C3	1.8	6	6.5	3.2	3.3	3.25	4.0	12	0.07	100
	M4	92C4	1.8	6	6.5	4.3	3.3	4.00	5.0	13	0.07	100
	M5	92C5	1.8	6	7.5	5.3	3.3	4.75	5.5	14	0.07	100
	M6	92C6	1.8	6	9.0	6.5	3.3	6.50	6.5	16	0.08	100
2.5	M3	93C3	2.3	6	7.5	3.2	4.2	3.25	4.0	12	0.12	100
	M4	93C4	2.3	6	7.5	4.3	4.2	4.00	5.0	13	0.11	100
	M5	93C5	2.3	6	8.5	5.3	4.2	4.75	5.5	14	0.12	100
	M6	93C6	2.3	6	9.5	6.5	4.2	6.50	6.5	16	0.10	100
4	M4	94C4	3.0	8	8.5	4.3	5.0	4.75	5.5	17	0.19	100
	M5	94C5	3.0	8	9.0	5.3	5.0	4.75	6.0	17	0.19	100
	M6	94C6	3.0	8	10.0	6.5	5.0	6.50	6.5	19	0.21	100
	M8	94C8	3.0	8	13.0	8.5	5.0	8.50	9.5	22	0.24	100
6	M4	95C4	4.0	9	9.5	4.3	6.0	5.00	5.5	18	0.27	100
	M5	95C5	4.0	9	9.5	5.3	6.0	6.00	6.0	19	0.32	100
	M6	95C6	4.0	9	10.0	6.5	6.0	7.00	6.5	19	0.27	100
	M8	95C8	4.0	9	14.0	8.5	6.0	8.50	9.0	22	0.31	100
10	M5	96C5	4.5	10	12.0	5.5	7.0	6.50	7.5	22	0.45	100
	M6	96C6	4.5	10	12.0	6.5	7.0	6.50	7.5	22	0.41	100
	M8	96C8	4.5	10	15.0	8.5	7.0	10.00	10.0	25	0.52	100
16	M5	97C5	5.5	13	12.0	5.5	8.5	5.50	6.5	26	0.81	100
	M6	97C6	5.5	13	12.0	6.5	8.5	6.25	7.5	27	0.81	100
	M8	97C8	5.5	13	15.0	8.5	8.5	8.50	9.5	29	0.90	100

Tools: see chart page 55

Tubular cable lugs, Cu, standard type



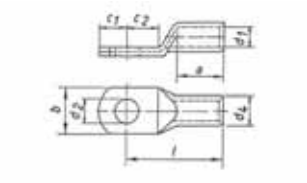

- Ideal cable lug for panel building
- For multi-stranded round shaped conductors e.g. VDE 0295 Class 2
- For pre-rounded multi-stranded sector shaped conductors

Characteristics

- Total cross-section: 6 - 400 mm²
- Annealed material optimises material and crimping properties
- Flat contact surface and precise end machining for easy cable insertion
- Item identification on cable lug
- Acc. to DIN EN 61373 class 1 B approved to vibration

Material

- Copper acc. to EN 13600

Surface

- Tin-plated to protect against corrosion (other surfaces available upon request)

Order info

- Also available with inspection hole, part number appendix “ms”
- Now also available in handy plastic boxes for smaller requirements, part number appendix “SB”

Nominal cross section mm²	Size of bolt dia.	Part No.	Dimension mm								Weight/ 100 pcs. ~ kg	Packing unit/pcs
			d1	a	b	d2	d4	c1	c2	l		
6	M5	1R5	3.5	9	10	5.5	6.5	6.50	7.5	21	0.50	100
	M6	1R6	3.5	9	12	6.5	6.5	6.50	7.5	21	0.47	100*
	M8	1R8	3.5	9	15	8.5	6.5	10.00	10.0	23	0.54	100
	M10	1R10	3.5	9	17	10.5	6.5	12.00	12.0	25	0.59	100
	M12	1R12	3.5	9	19	13.0	6.5	13.00	13.0	28	0.63	100
10	M5	2R5	4.5	10	12	5.5	7.0	6.50	7.5	22	0.50	100
	M6	2R6	4.5	10	12	6.5	7.0	6.50	7.5	22	0.49	100
	M8	2R8	4.5	10	15	8.5	7.0	10.00	10.0	25	0.58	100*
	M10	2R10	4.5	10	17	10.5	7.0	12.00	12.0	27	0.62	100
	M12	2R12	4.5	10	19	13.0	7.0	13.00	13.0	29	0.64	100
16	M5	3R5	5.5	13	12	5.5	8.5	5.50	6.5	26	0.84	100
	M6	3R6	5.5	13	12	6.5	8.5	6.25	7.5	27	0.86	100
	M8	3R8	5.5	13	15	8.5	8.5	8.50	9.5	29	0.93	100*
	M10	3R10	5.5	13	17	10.5	8.5	10.50	11.5	31	0.99	100
	M12	3R12	5.5	13	19	13.0	8.5	12.00	13.0	33	1.02	100
25	M5	4R5	7.0	15	14	5.5	10.0	7.50	7.5	30	1.22	25
	M6	4R6	7.0	15	14	6.5	10.0	7.50	7.5	30	1.20	100
	M8	4R8	7.0	15	16	8.5	10.0	10.00	10.0	32	1.31	100*
	M10	4R10	7.0	15	18	10.5	10.0	12.00	12.0	34	1.57	100
	M12	4R12	7.0	15	19	13.0	10.0	13.00	13.0	35	1.39	25
	M14	4R14	7.0	15	21	15.0	10.0	14.50	14.5	38	1.49	25
35	M6	5R6	8.5	17	17	6.5	12.0	7.50	7.5	32	1.85	100
	M8	5R8	8.5	17	17	8.5	12.0	10.00	10.0	34	2.00	100*
	M10	5R10	8.5	17	19	10.5	12.0	12.00	12.0	37	2.13	100
	M12	5R12	8.5	17	21	13.0	12.0	13.00	13.0	38	2.12	100
	M14	5R14	8.5	17	21	15.0	12.0	14.50	14.5	40	2.18	25
	M16	5R16	8.5	17	26	17.0	12.0	16.00	16.0	42	2.24	25
50	M6	6R6	10.0	19	20	6.5	14.0	10.00	10.0	37	3.00	25
	M8	6R8	10.0	19	20	8.5	14.0	10.00	10.0	37	2.93	50
	M10	6R10	10.0	19	20	10.5	14.0	12.00	12.0	39	3.08	50*
	M12	6R12	10.0	19	23	13.0	14.0	13.00	13.0	43	3.23	50

Tubular cable lugs, Cu, standard type

Nominal cross section mm²	Size of bolt dia.	Part No.	Dimension mm								Weight/ 100 pcs. ~ kg	Packing unit/pcs
			d1	a	b	d2	d4	c1	c2	l		
50	M14	**6R14**	10.0	19	23	15.0	14.0	14.50	14.5	45	3.32	25
	M16	**6R16**	10.0	19	28	17.0	14.0	16.00	16.0	46	3.38	25
	M20	**6R20**	10.0	19	30	21.0	14.0	19.00	19.0	48	3.46	25
70	M6	**7R6**	12.0	21	23	6.5	16.5	10.00	10.0	43	4.49	25
	M8	**7R8**	12.0	21	23	8.5	16.5	10.00	10.0	43	4.38	50
	M10	**7R10**	12.0	21	23	10.5	16.5	12.00	12.0	44	4.54	50*
	M12	**7R12**	12.0	21	23	13.0	16.5	13.00	13.0	46	4.63	50
	M14	**7R14**	12.0	21	23	15.0	16.5	14.50	14.5	48	4.76	25
	M16	**7R16**	12.0	21	28	17.0	16.5	16.00	16.0	50	4.24	25
	M20	**7R20**	12.0	21	30	21.0	16.5	19.00	19.0	53	5.09	25
95	M8	**8R8**	13.5	25	26	8.5	18.0	12.00	12.0	48	5.44	25
	M10	**8R10**	13.5	25	26	10.5	18.0	12.00	12.0	48	5.40	50*
	M12	**8R12**	13.5	25	26	13.0	18.0	13.00	13.0	49	5.56	50
	M14	**8R14**	13.5	25	26	15.0	18.0	14.50	14.5	51	5.62	25
	M16	**8R16**	13.5	25	28	17.0	18.0	16.00	16.0	54	5.82	50
	M20	**8R20**	13.5	25	36	21.0	18.0	22.00	22.0	60	6.71	25
120	M8	**9R8**	15.0	26	28	8.5	19.5	14.00	14.0	51	6.72	25
	M10	**9R10**	15.0	26	28	10.5	19.5	14.00	14.0	51	6.57	50
	M12	**9R12**	15.0	26	28	13.0	19.5	14.00	14.0	51	6.38	50*
	M14	**9R14**	15.0	26	28	15.0	19.5	15.00	15.0	52	6.45	25
	M16	**9R16**	15.0	26	30	17.0	19.5	16.00	16.0	54	6.51	50
	M20	**9R20**	15.0	26	36	21.0	19.5	22.00	22.0	63	7.74	25
150	M8	**10R8**	16.5	30	31	8.5	21.0	14.00	14.0	56	7.78	10
	M10	**10R10**	16.5	30	31	10.5	21.0	14.00	14.0	56	7.62	10
	M12	**10R12**	16.5	30	31	13.0	21.0	15.00	15.0	57	7.73	25
	M14	**10R14**	16.5	30	31	15.0	21.0	15.00	15.0	57	7.64	10
	M16	**10R16**	16.5	30	31	17.0	21.0	16.00	16.0	58	7.53	10
	M20	**10R20**	16.5	30	36	21.0	21.0	22.00	22.0	66	8.80	10
185	M10	**11R10**	19.0	30	35	10.5	24.0	18.00	18.0	65	11.75	10
	M12	**11R12**	19.0	30	35	13.0	24.0	18.00	18.0	65	11.82	10
	M14	**11R14**	19.0	30	35	15.0	24.0	18.00	18.0	65	11.39	10
	M16	**11R16**	19.0	30	35	17.0	24.0	18.00	18.0	65	11.24	25
	M20	**11R20**	19.0	30	39	21.0	24.0	22.00	22.0	69	12.00	10
240	M10	**12R10**	21.0	35	39	10.5	26.0	21.50	19.0	72	14.72	10
	M12	**12R12**	21.0	35	39	13.0	26.0	21.50	19.0	72	14.55	10
	M14	**12R14**	21.0	35	39	15.0	26.0	21.50	19.0	72	14.24	10
	M16	**12R16**	21.0	35	39	17.0	26.0	21.50	19.0	72	14.09	25
	M20	**12R20**	21.0	35	39	21.0	26.0	21.50	19.0	72	13.60	10
300	M12	**13R12**	23.5	44	43	13.0	29.5	24.00	24.0	87	23.33	5
	M14	**13R14**	23.5	44	43	15.0	29.5	24.00	24.0	87	23.14	5
	M16	**13R16**	23.5	44	43	17.0	29.5	24.00	24.0	87	22.74	5
	M20	**13R20**	23.5	44	43	21.0	29.5	24.00	24.0	87	22.19	5
400	M12	**14R12**	27.0	44	49	13.0	34.0	24.00	24.0	90	32.41	5
	M14	**14R14**	27.0	44	49	15.0	34.0	24.00	24.0	90	32.24	5
	M16	**14R16**	27.0	44	49	17.0	34.0	24.00	24.0	90	31.98	5
	M20	**14R20**	27.0	44	49	21.0	34.0	24.00	24.0	90	31.41	5

- 10-400 mm² IEC tested
- * = Also available in small handy packs

Sleeves for compacted conductors and sleeves for 3- and 4-core conductors see chapter "Sleeves for compacted and sector shaped conductors-Cu"

- **Tools: see chart page 55**

Angle tubular cable lugs, copper, 90° angled, standard type



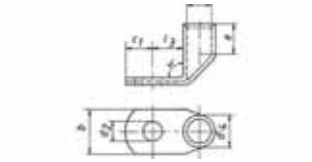

- For multi-stranded round shaped conductors e.g. VDE 0295 Class 2
- For pre-rounded multi-stranded sector shaped conductors
- Flat contact surface by special angle punching technology

Characteristics

- Total cross-section: 6 - 400 mm²
- Annealed material optimises material and crimping properties
- Precise end machining for easy cable insertion

Material

- Copper acc. to EN 13600

Surface

- Tin-plated to protect against corrosion (other surfaces available upon request)

Order info

- Also available with inspection hole, part number appendix "ms"

Nominal cross section mm²	Size of bolt dia.	Part No.	Dimension mm d1	a	b	d2	d4	c1	l3	Weight/ 100 pcs. ~ kg	Packing unit/ pcs
6	M5	41R5	3.5	9	10	5.5	6.5	7.5	9	0.59	50
	M6	41R6	3.5	9	12	6.5	6.5	7.5	10	0.58	50
	M8	41R8	3.5	9	14	8.5	6.5	10.0	13	0.61	50
	M10	41R10	3.5	9	17	10.5	6.5	12.0	15	0.65	50
	M12	41R12	3.5	9	19	13.0	6.5	13.0	17	0.62	50
10	M5	42R5	4.5	10	12	5.5	7.0	6.5	10	0.57	50
	M6	42R6	4.5	10	12	6.5	7.0	6.5	10	0.57	50
	M8	42R8	4.5	10	15	8.5	7.0	10.0	13	0.63	50
	M10	42R10	4.5	10	17	10.5	7.0	12.0	15	0.66	50
	M12	42R12	4.5	10	19	13.0	7.0	13.0	18	0.81	50
16	M5	43R5	5.5	13	12	5.5	8.5	7.5	10	1.01	50
	M6	43R6	5.5	13	12	6.5	8.5	7.5	11	1.01	50
	M8	43R8	5.5	13	15	8.5	8.5	10.0	13	1.08	50
	M10	43R10	5.5	13	17	10.5	8.5	12.0	15	1.09	50
	M12	43R12	5.5	13	19	13.0	8.5	13.0	18	1.15	50
25	M5	44R5	7.0	15	14	5.5	10.0	7.5	11	1.40	25
	M6	44R6	7.0	15	14	6.5	10.0	7.5	11	1.32	25
	M8	44R8	7.0	15	16	8.5	10.0	10.0	13	1.44	25
	M10	44R10	7.0	15	18	10.5	10.0	12.0	15	1.49	25
	M12	44R12	7.0	15	19	13.0	10.0	13.0	18	1.44	25
	M14	44R14	7.0	15	21	15.0	10.0	14.5	20	1.55	25
35	M6	45R6	8.5	17	17	6.5	12.0	7.5	11	2.05	25
	M8	45R8	8.5	17	17	8.5	12.0	10.0	13	2.20	25
	M10	45R10	8.5	17	19	10.5	12.0	12.0	15	2.28	25
	M12	45R12	8.5	17	21	13.0	12.0	13.0	18	2.38	25
	M14	45R14	8.5	17	21	15.0	12.0	14.5	20	2.41	25
	M16	45R16	8.5	17	26	17.0	12.0	16.0	22	2.40	25
50	M6	46R6	10.0	19	20	6.5	14.0	10.0	13	3.34	25
	M8	46R8	10.0	19	20	8.5	14.0	10.0	13	3.28	25
	M10	46R10	10.0	19	20	10.5	14.0	12.0	16	3.47	25
	M12	46R12	10.0	19	23	13.0	14.0	13.0	18	3.42	25
	M14	46R14	10.0	19	23	15.0	14.0	14.5	20	3.55	25
	M16	46R16	10.0	19	28	17.0	14.0	16.0	22	3.58	25
	M20	46R20	10.0	19	30	21.0	14.0	19.0	24	3.15	25

Angle tubular cable lugs, copper, 90° angled, standard type

Nominal cross section mm²	Size of bolt dia.	Part No.	Dimension mm							Weight/ 100 pcs. ~ kg	Packing unit/ pcs
			d1	a	b	d2	d4	c1	l3		
70	M6	**47R6**	12.0	21	23	6.5	16.5	10.0	13	4.90	25
	M8	**47R8**	12.0	21	23	8.5	16.5	10.0	14	4.80	25
	M10	**47R10**	12.0	21	23	10.5	16.5	12.0	16	4.88	25
	M12	**47R12**	12.0	21	23	13.0	16.5	13.0	18	4.99	25
	M14	**47R14**	12.0	21	23	15.0	16.5	14.5	20	5.38	25
	M16	**47R16**	12.0	21	28	17.0	16.5	16.0	22	5.35	25
	M20	**47R20**	12.0	21	30	21.0	16.5	19.0	24	5.30	25
95	M8	**48R8**	13.5	25	26	8.5	18.0	12.0	14	5.89	25
	M10	**48R10**	13.5	25	26	10.5	18.0	12.0	17	5.88	25
	M12	**48R12**	13.5	25	26	13.0	18.0	13.0	18	5.93	25
	M14	**48R14**	13.5	25	26	15.0	18.0	14.5	20	6.03	25
	M16	**48R16**	13.5	25	28	17.0	18.0	16.0	22	6.17	25
	M20	**48R20**	13.5	25	36	21.0	18.0	22.0	24	6.42	25
120	M8	**49R8**	15.0	26	28	8.5	19.5	14.0	16	7.26	10
	M10	**49R10**	15.0	26	28	10.5	19.5	14.0	17	7.30	10
	M12	**49R12**	15.0	26	28	13.0	19.5	14.0	18	7.19	10
	M14	**49R14**	15.0	26	28	15.0	19.5	15.0	20	7.30	10
	M16	**49R16**	15.0	26	30	17.0	19.5	16.0	22	7.35	10
	M20	**49R20**	15.0	26	36	21.0	19.5	22.0	24	7.60	10
150	M8	**50R8**	16.5	30	31	8.5	21.0	14.0	16	8.41	10
	M10	**50R10**	16.5	30	31	10.5	21.0	14.0	17	8.27	10
	M12	**50R12**	16.5	30	31	13.0	21.0	15.0	18	8.34	10
	M14	**50R14**	16.5	30	31	15.0	21.0	15.0	20	8.52	10
	M16	**50R16**	16.5	30	31	17.0	21.0	16.0	22	8.62	10
	M20	**50R20**	16.5	30	36	21.0	21.0	22.0	24	9.10	10
185	M10	**51R10**	19.0	30	35	10.5	24.0	18.0	22	12.17	10
	M12	**51R12**	19.0	30	35	13.0	24.0	18.0	22	11.97	10
	M14	**51R14**	19.0	30	35	15.0	24.0	18.0	22	11.77	10
	M16	**51R16**	19.0	30	35	17.0	24.0	18.0	22	11.53	10
	M20	**51R20**	19.0	30	39	21.0	24.0	22.0	24	12.00	10
240	M10	**52R10**	21.0	35	39	10.5	26.0	21.5	22	15.60	10
	M12	**52R12**	21.0	35	39	13.0	26.0	21.5	22	15.60	10
	M14	**52R14**	21.0	35	39	15.0	26.0	21.5	22	15.41	10
	M16	**52R16**	21.0	35	39	17.0	26.0	21.5	22	15.18	10
	M20	**52R20**	21.0	35	39	21.0	26.0	21.5	24	14.80	10
300	M12	**53R12**	23.5	44	43	13.0	29.5	24.0	24	23.60	5
	M14	**53R14**	23.5	44	43	15.0	29.5	24.0	24	23.40	5
	M16	**53R16**	23.5	44	43	17.0	29.5	24.0	24	20.99	5
	M20	**53R20**	23.5	44	43	21.0	29.5	24.0	24	22.70	5
400	M12	**54R12**	27.0	44	49	13.0	34.0	24.0	24	32.53	5
	M14	**54R14**	27.0	44	49	15.0	34.0	24.0	24	33.40	5
	M16	**54R16**	27.0	44	49	17.0	34.0	24.0	24	32.60	5
	M20	**54R20**	27.0	44	49	21.0	34.0	24.0	24	31.80	5

▸ 10-400 mm² IEC tested

ⓘ Sleeves for compacted conductors and sleeves for 3- and 4-core conductors see chapter "Sleeves for compacted and sector shaped conductors-Cu

▸ **Tools: see chart page 55**

Angle tubular cable lugs, copper, 45° angled, standard type



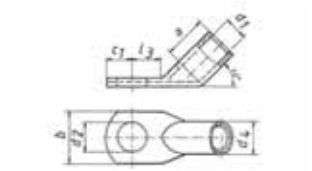

- For multi-stranded round shaped conductors e.g. VDE 0295 Class 2
- For pre-rounded multi-stranded sector shaped conductors
- Flat contact surface by special angle punching technology

Characteristics

- Total cross-section: 6 - 400 mm²
- Annealed material optimises material and crimping properties
- Precise end machining for easy cable insertion

Material

- Copper acc. to EN 13600

Surface

- Tin-plated to protect against corrosion (other surfaces available upon request)

Order info

- Also available with inspection hole, part number appendix "ms"

Nominal cross section mm²	Size of bolt dia.	Part No.	Dimension mm d1	a	b	d2	d4	c1	l3	Weight/ 100 pcs. ~ kg	Packing unit/pcs
6	M5	41R545	3.5	9	10	5.5	6.5	7.5	9	0.60	50
	M6	41R645	3.5	9	12	6.5	6.5	7.5	10	0.58	50
	M8	41R845	3.5	9	14	8.5	6.5	10.0	13	0.68	50
	M10	41R1045	3.5	9	17	10.5	6.5	12.0	15	0.70	50
	M12	41R1245	3.5	9	19	13.0	6.5	13.0	17	0.70	50
10	M5	42R545	4.5	10	12	5.5	7.0	6.5	10	0.57	50
	M6	42R645	4.5	10	12	6.5	7.0	6.5	10	0.57	50
	M8	42R845	4.5	10	15	8.5	7.0	10.0	13	0.63	50
	M10	42R1045	4.5	10	17	10.5	7.0	12.0	15	0.68	50
	M12	42R1245	4.5	10	19	13.0	7.0	13.0	18	0.68	50
16	M5	43R545	5.5	13	12	5.5	8.5	7.5	10	1.01	50
	M6	43R645	5.5	13	12	6.5	8.5	7.5	11	1.06	50
	M8	43R845	5.5	13	15	8.5	8.5	10.0	13	1.15	50
	M10	43R1045	5.5	13	17	10.5	8.5	12.0	15	1.09	50
	M12	43R1245	5.5	13	19	13.0	8.5	13.0	18	1.15	50
25	M5	44R545	7.0	15	14	5.5	10.0	7.5	11	1.40	25
	M6	44R645	7.0	15	14	6.5	10.0	7.5	11	1.32	25
	M8	44R845	7.0	15	16	8.5	10.0	10.0	13	1.44	25
	M10	44R1045	7.0	15	18	10.5	10.0	12.0	15	1.49	25
	M12	44R1245	7.0	15	19	13.0	10.0	13.0	18	1.44	25
	M14	44R1445	7.0	15	21	15.0	10.0	14.5	20	1.55	25
35	M6	45R645	8.5	17	17	6.5	12.0	7.5	11	2.05	25
	M8	45R845	8.5	17	17	8.5	12.0	10.0	13	2.20	25
	M10	45R1045	8.5	17	19	10.5	12.0	12.0	15	2.28	25
	M12	45R1245	8.5	17	21	13.0	12.0	13.0	18	2.38	25
	M14	45R1445	8.5	17	21	15.0	12.0	14.5	20	2.41	25
	M16	45R1645	8.5	17	26	17.0	12.0	16.0	22	2.40	25
50	M6	46R645	10.0	19	20	6.5	14.0	10.0	13	3.43	25
	M8	46R845	10.0	19	20	8.5	14.0	10.0	13	3.28	25
	M10	46R1045	10.0	19	20	10.5	14.0	12.0	16	3.47	25
	M12	46R1245	10.0	19	23	13.0	14.0	13.0	18	3.42	25
	M14	46R1445	10.0	19	23	15.0	14.0	14.5	20	3.65	25
	M16	46R1645	10.0	19	28	17.0	14.0	16.0	22	3.76	25

Angle tubular cable lugs, copper, 45° angled, standard type

Nominal cross section mm²	Size of bolt dia.	Part No.	Dimension mm							Weight/ 100 pcs. ~ kg	Packing unit/pcs
			d1	a	b	d2	d4	c1	l3		
50	M20	**46R2045**	10.0	19	30	21.0	14.0	19.0	24	3.30	25
70	M6	**47R645**	12.0	21	23	6.5	16.5	10.0	13	5.06	25
	M8	**47R845**	12.0	21	23	8.5	16.5	10.0	14	5.06	25
	M10	**47R1045**	12.0	21	23	10.5	16.5	12.0	16	5.25	25
	M12	**47R1245**	12.0	21	23	13.0	16.5	13.0	18	5.30	25
	M14	**47R1445**	12.0	21	23	15.0	16.5	14.5	20	5.60	25
	M16	**47R1645**	12.0	21	28	17.0	16.5	16.0	22	5.61	25
	M20	**47R2045**	12.0	21	30	21.0	16.5	19.0	24	5.60	25
95	M8	**48R845**	13.5	25	26	8.5	18.0	12.0	14	6.19	25
	M10	**48R1045**	13.5	25	26	10.5	18.0	12.0	17	5.70	25
	M12	**48R1245**	13.5	25	26	13.0	18.0	13.0	18	6.67	25
	M14	**48R1445**	13.5	25	26	15.0	18.0	14.5	20	6.60	25
	M16	**48R1645**	13.5	25	28	17.0	18.0	16.0	22	6.78	25
	M20	**48R2045**	13.5	25	36	21.0	18.0	22.0	24	6.80	25
120	M8	**49R845**	15.0	26	28	8.5	19.5	14.0	16	7.92	10
	M10	**49R1045**	15.0	26	28	10.5	19.5	14.0	17	7.99	10
	M12	**49R1245**	15.0	26	28	13.0	19.5	14.0	18	7.96	10
	M14	**49R1445**	15.0	26	28	15.0	19.5	15.0	20	7.94	10
	M16	**49R1645**	15.0	26	30	17.0	19.5	16.0	22	8.26	10
	M20	**49R2045**	15.0	26	36	21.0	19.5	22.0	24	8.20	10
150	M8	**50R845**	16.5	30	31	8.5	21.0	14.0	16	9.00	10
	M10	**50R1045**	16.5	30	31	10.5	21.0	14.0	17	9.15	10
	M12	**50R1245**	16.5	30	31	13.0	21.0	15.0	18	8.75	10
	M14	**50R1445**	16.5	30	31	15.0	21.0	15.0	20	9.20	10
	M16	**50R1645**	16.5	30	31	17.0	21.0	16.0	22	9.22	10
	M20	**50R2045**	16.5	30	36	21.0	21.0	22.0	24	9.26	10
185	M10	**51R1045**	19.0	30	35	10.5	24.0	18.0	22	13.30	10
	M12	**51R1245**	19.0	30	35	13.0	24.0	18.0	22	13.32	10
	M14	**51R1445**	19.0	30	35	15.0	24.0	18.0	22	13.40	10
	M16	**51R1645**	19.0	30	35	17.0	24.0	18.0	22	12.80	10
	M20	**51R2045**	19.0	30	39	21.0	24.0	22.0	24	13.10	10
240	M10	**52R1045**	21.0	35	39	10.5	26.0	21.5	22	16.28	10
	M12	**52R1245**	21.0	35	39	13.0	26.0	21.5	22	16.80	10
	M14	**52R1445**	21.0	35	39	15.0	26.0	21.5	22	16.40	10
	M16	**52R1645**	21.0	35	39	17.0	26.0	21.5	22	16.10	10
	M20	**52R2045**	21.0	35	39	21.0	26.0	21.5	24	16.10	10
300	M12	**53R1245**	23.5	44	43	13.0	29.5	24.0	24	24.08	5
	M14	**53R1445**	23.5	44	43	15.0	29.5	24.0	24	24.20	5
	M16	**53R1645**	23.5	44	43	17.0	29.5	24.0	24	23.23	5
	M20	**53R2045**	23.5	44	43	21.0	29.5	24.0	24	23.50	5
400	M12	**54R1245**	27.0	44	49	13.0	34.0	24.0	24	34.00	5
	M14	**54R1445**	27.0	44	49	15.0	34.0	24.0	24	33.40	5
	M16	**54R1645**	27.0	44	49	17.0	34.0	24.0	24	34.28	5
	M20	**54R2045**	27.0	44	49	21.0	34.0	24.0	24	31.80	5

▸ 10-400 mm² IEC tested

ⓘ Sleeves for compacted conductors and sleeves for 3- and 4-core conductors see chapter "Sleeves for compacted and sector shaped conductors-Cu"

▸ **Tools: see chart page 55**

Butt connectors, Cu, standard type



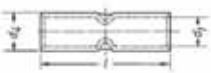

- For multi-stranded conductors e.g. VDE 0295 Class 2
- For pre-rounded multi-stranded sector shaped conductors
- Precise end machining for easy cable insertion

Characteristics

- Total cross-section: 0.75 - 400 mm²
- With buttmarks for precise cable insertion
- Annealed material optimises material and crimping properties

Material

- Copper acc. to EN 13600

Surface

- Tin-plated to protect against corrosion (other surfaces available upon request)

Order info

- Also available without buttmarks, part number appendix “om”
- Now also available in handy plastic boxes for smaller requirements, part number appendix “SB”

Nominal cross section mm²	Part No.	Dimension mm d1	d4	l	Weight/ 100 pcs. ~ kg	Packing unit/pcs
0.75	**17R**	1.3	2.8	20	0.09	100*
1.5	**18R**	1.8	3.3	25	0.12	100*
2.5	**19R**	2.3	4.2	25	0.20	100*
4	**20R**	3.0	5.0	25	0.26	100*
6	**21R**	3.5	6.5	25	0.50	100*
10	**22R**	4.5	7.0	30	0.72	100*
16	**23R**	5.5	8.5	35	1.00	100*
25	**24R**	7.0	10.0	40	1.41	50*
35	**25R**	8.5	12.0	45	2.24	50*
50	**26R**	10.0	14.0	50	3.36	50*
70	**27R**	12.0	16.5	55	4.87	50*
95	**28R**	13.5	18.0	60	5.91	25*
120	**29R**	15.0	19.5	65	7.00	25*
150	**30R**	16.5	21.0	70	8.12	10
185	**31R**	19.0	24.0	75	10.06	10
240	**32R**	21.0	26.0	85	13.82	10
300	**33R**	23.5	29.5	100	21.94	5
400	**34R**	27.0	34.0	100	29.65	5

- 10-400 mm² IEC tested
- * = Also available in small handy packs

Sleeves for compacted conductors and sleeves for 3- and 4-core conductors see chapter "Sleeves for compacted and sector shaped conductors-Cu"

Tools: see chart page 55

Parallel connectors, Cu, standard type

- Ideal for connecting differing cable cross-sections
- Precise end machining for easy cable insertion





Characteristics
- Total cross-section: 1.5 - 300 mm²
- Annealed material optimises material and crimping properties

Material
- Copper acc. to EN 13600

Surface
- Tin-plated to protect against corrosion (other surfaces available upon request)

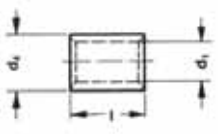

Nominal cross section mm²	Part No.	Dimension mm d1	d4	l	Weight/ 100 pcs. ~ kg	Packing unit/pcs
1.5	**148R**	1.8	3.3	5	0.03	100
2.5	**149R**	2.3	4.2	5	0.04	100
4	**150R**	3.0	5.0	7	0.08	100
6	**151R**	4.0	6.0	7	0.09	100
10	**152R**	4.5	7.0	9	0.17	100
16	**153R**	5.5	8.5	10	0.28	100
25	**154R**	7.0	10.0	13	0.44	100
35	**155R**	8.5	12.0	16	0.78	100
50	**156R**	10.0	14.0	19	1.22	100
70	**157R**	12.0	16.5	19	1.62	50
95	**158R**	13.5	18.0	20	1.90	50
120	**159R**	15.0	19.5	22	2.28	50
150	**160R**	16.5	21.0	26	3.00	50
185	**161R**	19.0	24.0	30	4.37	50
240	**162R**	21.0	26.0	32	5.30	25
300	**163R**	23.5	29.5	36	8.05	25

- The specified nominal cross section is in accordance with the total cross section of the cable.
- **Tools: see chart page 55**

T-connectors, Cu, standard type



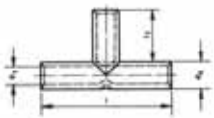

- For multi-stranded conductors e.g. VDE 0295 Class 2
- For pre-rounded multi-stranded sector shaped conductors
- Special version for cable tap conductors

Characteristics

- Total cross-section: 1.5 - 240 mm²
- Annealed material optimises material and crimping properties
- Precise end machining for easy cable insertion

Material

- Copper acc. to EN 13600

Surface

- Tin-plated to protect against corrosion (other surfaces available upon request)

Nominal cross section mm²	Part No.	Dimension mm d1	d4	l	l1	Weight/ 100 pcs. ~ kg	Packing unit/pcs
1.5	**TV15**	1.8	3.3	30	12	0.23	50
2.5	**TV2.5**	2.3	4.2	30	12	0.37	50
4	**TV4**	3.0	5.0	30	12	0.45	50
6	**TV6**	4.0	6.0	35	14	0.73	50
10	**TV10**	4.5	7.0	35	14	1.05	50
16	**TV16**	5.5	8.5	50	21	2.20	50
25	**TV25**	7.0	10.0	55	23	2.90	25
35	**TV35**	8.5	12.0	70	30	5.20	25
50	**TV50**	10.0	14.0	80	34	7.90	25
70	**TV70**	12.0	16.5	85	35	11.20	10
95	**TV95**	13.5	18.0	90	36	13.00	10
120	**TV120**	15.0	19.5	95	38	14.70	10
150	**TV150**	16.5	21.0	110	44	18.90	10
185	**TV185**	19.0	24.0	115	45	25.00	5
240	**TV240**	21.0	26.0	130	52	31.10	5

Sleeves for compacted conductors and sleeves for 3- and 4-core conductors see chapter "Sleeves for compacted and sector shaped conductors-Cu"

Tools: see chart page 55

Cross-connectors, Cu, standard type

- For multi-stranded conductors e.g. VDE 0295 Class 2
- For pre-rounded multi-stranded sector shaped conductors
- Version for double cable tap conductors



Characteristics

- Total cross-section: 1.5 - 240 mm²
- Annealed material optimises material and crimping properties
- Precise end machining for easy cable insertion

Material

- Copper acc. to EN 13600

Surface

- Tin-plated to protect against corrosion (other surfaces available upon request)

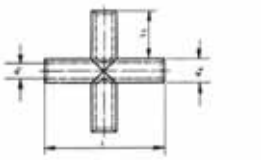

Nominal cross section mm²	Part No.	Dimension mm d1	d4	l	l1	Weight/ 100 pcs. ~ kg	Packing unit/pcs
1.5	**KV15**	1.8	3.3	30	12	0.320	25
2.5	**KV2.5**	2.3	4.2	30	12	0.490	25
4	**KV4**	3.0	5.0	30	12	0.650	25
6	**KV6**	4.0	6.0	35	14	0.950	25
10	**KV10**	4.5	7.0	35	14	1.350	25
16	**KV16**	5.5	8.5	50	21	2.950	25
25	**KV25**	7.0	10.0	55	23	4.000	15
35	**KV35**	8.5	12.0	70	30	6.900	15
50	**KV50**	10.0	14.0	80	34	10.400	15
70	**KV70**	12.0	16.5	85	35	14.600	15
95	**KV95**	13.5	18.0	90	36	17.100	15
120	**KV120**	15.0	19.5	95	38	19.400	5
150	**KV150**	16.5	21.0	110	44	24.100	5
185	**KV185**	19.0	24.0	115	45	32.100	5
240	**KV240**	21.0	26.0	130	52	41.100	5

Sleeves for compacted conductors and sleeves for 3- and 4-core conductors see chapter "Sleeves for compacted and sector shaped conductors-Cu"

Tools: see chart page 55

Insulated tubular cable lugs, Cu, standard type



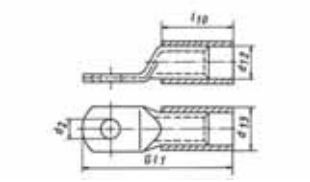

- For multi-stranded conductors e.g. VDE 0295 Class 2
- For pre-rounded multi-stranded sector shaped conductors
- No additional insulation of the crimped connection required

Characteristics

- Total cross-section: 10 - 150 mm²
- Is directly crimped with the insulation
- Annealed material optimises material and crimping properties
- Precise end machining for easy cable insertion
- Heat resistant to 105° C

Material

- Cable lug: Copper acc. to EN 13600
- Insulation sleeve: PA, halogen-free

Surface

- Tin-plated

Order info

- Also available with inspection hole, part number appendix "ms"

Nominal cross section mm²	Size of bolt dia.	Part No.	Colour	Dimension mm					Weight 100 pcs. ~kg		Packing unit/ pcs
				d12	d13	d2	Gl1	l10	Cu	Total	
10	M5	602R5		7.0	9.0	5.5	35.5	17.0	0.50	0.548	25
	M6	602R6		7.0	9.0	6.5	35.5	17.0	0.49	0.538	25
	M8	602R8		7.0	9.0	8.5	42.0	17.0	0.58	0.628	25
	M10	602R10		7.0	9.0	10.5	46.0	17.0	0.62	0.668	25
	M12	602R12		7.0	9.0	13.0	49.0	17.0	0.64	0.688	25
16	M5	603R5		8.5	10.5	5.5	39.5	21.0	0.84	0.907	25
	M6	603R6		8.5	10.5	6.5	41.3	21.0	0.86	0.927	25
	M8	603R8		8.5	10.5	8.5	45.5	21.0	0.93	0.997	25
	M10	603R10		8.5	10.5	10.5	49.5	21.0	0.99	1.057	25
	M12	603R12		8.5	10.5	13.0	54.0	21.0	1.02	1.087	25
25	M5	604R5		10.0	12.0	5.5	45.0	24.0	1.22	1.312	25
	M6	604R6		10.0	12.0	6.5	46.5	24.0	1.20	1.292	25
	M8	604R8		10.0	12.0	8.5	51.0	24.0	1.31	1.402	25
	M10	604R10		10.0	12.0	10.5	55.0	24.0	1.57	1.662	25
	M12	604R12		10.0	12.0	13.0	57.0	24.0	1.39	1.482	25
	M14	604R14		10.0	12.0	15.0	61.5	24.0	1.49	1.582	25
35	M6	605R6		12.0	14.5	6.5	49.5	27.0	1.85	2.010	25
	M8	605R8		12.0	14.5	8.5	54.0	27.0	2.00	2.160	25
	M10	605R10		12.0	14.5	10.5	59.0	27.0	2.13	2.290	25
	M12	605R12		12.0	14.5	13.0	61.0	27.0	2.12	2.280	25
	M14	605R14		12.0	14.5	15.0	64.5	27.0	2.18	2.340	25
	M16	605R16		12.0	14.5	17.0	68.0	27.0	2.24	2.400	25
50	M6	606R6		14.0	16.5	6.5	59.0	32.0	3.00	3.220	25
	M8	606R8		14.0	16.5	8.5	59.0	32.0	2.93	3.150	25
	M10	606R10		14.0	16.5	10.5	63.0	32.0	3.08	3.300	25
	M12	606R12		14.0	16.5	13.0	68.0	32.0	3.23	3.450	25
	M14	606R14		14.0	16.5	15.0	71.5	32.0	3.32	3.540	25
	M16	606R16		14.0	16.5	17.0	77.0	32.0	3.38	3.600	25
	M20	606R20		14.0	16.5	21.0	83.5	32.0	3.46	3.680	25

Insulated tubular cable lugs, Cu, standard type

Nominal cross section mm²	Size of bolt dia.	Part No.	Colour	Dimension mm d12	d13	d2	Gl1	l10	Weight 100 pcs. ~kg Cu	Total	Packing unit/ pcs
70	M6	**607R6**		16.4	18.9	6.5	65.5	33.5	4.49	4.760	25
	M8	**607R8**		16.4	18.9	8.5	65.5	33.5	4.38	4.650	25
	M10	**607R10**		16.4	18.9	10.5	66.5	33.5	4.54	4.810	25
	M12	**607R12**		16.4	18.9	13.0	70.5	33.5	4.63	4.900	25
	M14	**607R14**		16.4	18.9	15.0	73.5	33.5	4.76	5.030	25
	M16	**607R16**		16.4	18.9	17.0	78.5	33.5	4.24	4.510	25
	M20	**607R20**		16.4	18.9	21.0	84.5	33.5	5.09	5.360	25
95	M8	**608R8**		17.8	20.8	8.5	74.0	40.0	5.44	5.85	25
	M10	**608R10**		17.8	20.8	10.5	74.0	40.0	5.40	5.81	25
	M12	**608R12**		17.8	20.8	13.0	76.0	40.0	5.56	5.97	25
	M14	**608R14**		17.8	20.8	15.0	79.5	40.0	5.62	6.03	25
	M16	**608R16**		17.8	20.8	17.0	84.0	40.0	5.82	6.23	25
	M20	**608R20**		17.8	20.8	21.0	96.0	40.0	6.71	7.12	25
120	M8	**609R8**		19.3	22.3	8.5	80.5	41.5	6.72	7.18	10
	M10	**609R10**		19.3	22.3	10.5	80.5	41.5	6.57	7.03	10
	M12	**609R12**		19.3	22.3	13.0	80.5	41.5	6.38	6.84	10
	M14	**609R14**		19.3	22.3	15.0	82.5	41.5	6.45	6.91	10
	M16	**609R16**		19.3	22.3	17.0	85.5	41.5	6.51	6.97	10
	M20	**609R20**		19.3	22.3	21.0	100.5	41.5	7.74	8.20	10
150	M8	**610R8**		20.8	23.8	8.5	88.0	48.0	7.78	8.36	10
	M10	**610R10**		20.8	23.8	10.5	88.0	48.0	7.62	8.20	10
	M12	**610R12**		20.8	23.8	13.0	89.0	48.0	7.73	8.31	10
	M14	**610R14**		20.8	23.8	15.0	90.0	48.0	7.64	8.22	10
	M16	**610R16**		20.8	23.8	17.0	92.0	48.0	7.53	8.11	10
	M20	**610R20**		20.8	23.8	21.0	106.0	48.0	8.80	9.38	10

Dimensions of tubular cable lugs can be found on page 34 and onwards
Sleeves for compacted conductors and sleeves for 3- and 4-core conductors see chapter "Sleeves for compacted and sector shaped conductors-Cu"
Tools: see chart page 57

Insulated butt connectors, Cu, standard type



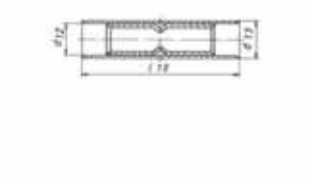

- For multi-stranded conductors e.g. VDE 0295 Class 2
- For pre-rounded multi-stranded sector shaped conductors
- No additional insulation of the crimped connection required
- Is directly crimped with the insulation

Characteristics

- Total cross-section: 10 - 150 mm²
- With buttmarks for precise cable insertion
- Annealed material optimises material and crimping properties
- Precise end machining for easy cable insertion
- Heat resistant to 105° C

Material

- Connector: copper acc. to EN 13600
- Insulation sleeve: PA, halogen-free

Surface

- Tin-plated to protect against corrosion (other surfaces available upon request)

Nominal cross section mm²	Part No.	Colour	Dimension mm d12	d13	l10	Weight 100 pcs. ~kg Cu	Total	Packing unit/pcs
10	622R		7.0	9.0	42	0.72	0.84	25
16	623R		8.5	10.5	50	1.00	1.16	25
25	624R		10.0	12.0	57	1.41	1.63	25
35	625R		12.0	14.4	65	2.24	2.60	25
50	626R		14.0	16.4	72	3.36	3.81	25
70	627R		16.4	19.0	80	4.87	5.46	25
95	628R		17.8	20.8	87	5.91	6.74	25
120	629R		19.3	22.3	94	7.00	7.96	10
150	630R		20.8	23.8	103	8.12	9.32	10

Dimensions of butt connectors can be found on page 40
Sleeves for compacted conductors and sleeves for 3- and 4-core conductors see chapter "Sleeves for compacted and sector shaped conductors-Cu"
Tools: see chart page 57

Tubular cable lugs, Cu, F-series

- For fine stranded conductors, DIN EN 60228 (e.g. VDE 0295 Class 5 and 6)
- Tube dimensions suitable for fine stranded conductors
- Precise end machining and easy entry for cable insertion



Characteristics

- Total cross-section: 10 - 300 mm²
- Annealed material optimises material and crimping properties
- Acc. to DIN EN 61373 class 1 B approved to vibration

Material

- Copper acc. to EN 13600

Surface

- Tin-plated to protect against corrosion (other surfaces available upon request)

Order info

- Also available with inspection hole, part number appendix "ms"

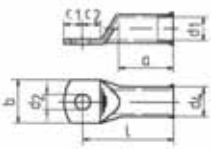

Nominal cross section mm²	Size of bolt dia.	Part No.	Dimension mm								Weight/ 100 pcs. ~ kg	Packing unit/pcs
			d1	a	b	d2	d4	c1	c2	l		
	M5	**702F5**	5.5	14	12	5.3	8.0	6.25	7.5	27	0.72	100
	M6	**702F6**	5.5	14	12	6.5	8.0	6.25	7.5	27	0.71	100
10	M8	**702F8**	5.5	14	16	8.5	8.0	8.50	9.5	29	0.77	100
	M10	**702F10**	5.5	14	16	10.5	8.0	10.50	11.5	31	0.82	100
	M12	**702F12**	5.5	14	19	13.0	8.0	12.00	13.0	32	0.82	100
	M5	**703F5**	6.6	15	13	5.3	9.5	6.25	7.5	30	1.10	100
	M6	**703F6**	6.6	15	13	6.5	9.5	6.25	7.5	30	1.07	100
16	M8	**703F8**	6.6	15	16	8.5	9.5	10.00	10.0	32	1.21	100
	M10	**703F10**	6.6	15	17	10.5	9.5	12.00	12.0	34	1.28	100
	M12	**703F12**	6.6	15	19	13.0	9.5	13.00	13.0	35	1.28	100
	M5	**704F5**	7.9	17	15	5.3	11.0	7.50	7.5	32	1.52	25
	M6	**704F6**	7.9	17	15	6.5	11.0	7.50	7.5	32	1.50	100
25	M8	**704F8**	7.9	17	17	8.5	11.0	10.00	10.0	34	1.61	100
	M10	**704F10**	7.9	17	17	10.5	11.0	12.00	12.0	37	1.71	100
	M12	**704F12**	7.9	17	19	13.0	11.0	13.00	13.0	38	1.74	25
	M6	**705F6**	9.2	19	17	6.5	12.5	7.50	7.5	35	1.91	100
	M8	**705F8**	9.2	19	18	8.5	12.5	10.00	10.0	37	2.08	100
35	M10	**705F10**	9.2	19	18	10.5	12.5	12.00	12.0	40	2.24	100
	M12	**705F12**	9.2	19	19	13.0	12.5	13.00	13.0	41	2.22	25
	M14	**705F14**	9.2	19	21	15.0	12.5	14.50	14.5	43	2.41	25
	M6	**706F6**	11.0	21	21	6.5	15.0	10.00	10.0	41	3.54	25
	M8	**706F8**	11.0	21	21	8.5	15.0	10.00	10.0	41	3.44	50
50	M10	**706F10**	11.0	21	21	10.5	15.0	12.00	12.0	43	3.64	50
	M12	**706F12**	11.0	21	21	13.0	15.0	13.00	13.0	46	3.73	50
	M14	**706F14**	11.0	21	23	15.0	15.0	14.50	14.5	48	3.89	25
	M16	**706F16**	11.0	21	28	17.0	15.0	16.00	16.0	50	4.02	25
	M8	**707F8**	13.0	25	25	8.5	17.0	10.00	10.0	46	4.46	50
	M10	**707F10**	13.0	25	25	10.5	17.0	12.00	12.0	48	4.62	50
70	M12	**707F12**	13.0	25	25	13.0	17.0	13.00	13.0	50	4.71	50
	M14	**707F14**	13.0	25	25	15.0	17.0	14.50	14.5	52	4.87	25
	M16	**707F16**	13.0	25	25	17.0	17.0	16.00	16.0	54	5.85	25
	M8	**708F8**	14.5	26	28	8.5	19.0	12.00	12.0	52	6.35	25
	M10	**708F10**	14.5	26	28	10.5	19.0	12.00	12.0	52	6.23	50
95	M12	**708F12**	14.5	26	28	13.0	19.0	13.00	13.0	53	6.31	50
	M14	**708F14**	14.5	26	28	15.0	19.0	14.50	14.5	55	6.46	25
	M16	**708F16**	14.5	26	28	17.0	19.0	16.00	16.0	56	6.56	50

Tubular cable lugs, Cu, F-series

Nominal cross section mm²	Size of bolt dia.	Part No.	Dimension mm d1	a	b	d2	d4	c1	c2	l	Weight/ 100 pcs. ~ kg	Packing unit/pcs
120	M10	**709F10**	16.2	30	30	10.5	21.0	14.00	14.0	57	8.31	50
	M12	**709F12**	16.2	30	30	13.0	21.0	15.00	15.0	58	8.39	50
	M14	**709F14**	16.2	30	30	15.0	21.0	15.00	15.0	58	8.06	25
	M16	**709F16**	16.2	30	30	17.0	21.0	16.00	16.0	59	8.17	50
	M20	**709F20**	16.2	30	36	21.0	21.0	22.00	22.0	66	9.56	25
150	M10	**710F10**	18.0	32	34	10.5	23.0	15.00	16.0	64	10.91	10
	M12	**710F12**	18.0	32	34	13.0	23.0	16.00	17.0	65	10.89	25
	M14	**710F14**	18.0	32	34	15.0	23.0	18.00	19.0	67	11.42	10
	M16	**710F16**	18.0	32	34	17.0	23.0	19.00	20.0	68	11.30	10
	M20	**710F20**	18.0	32	40	21.0	23.0	21.00	22.0	70	11.36	10
185	M12	**711F12**	20.6	35	39	13.0	26.0	21.50	19.0	72	15.40	10
	M14	**711F14**	20.6	35	39	15.0	26.0	21.50	19.0	72	15.20	10
	M16	**711F16**	20.6	35	39	17.0	26.0	21.50	19.0	72	15.00	25
	M20	**711F20**	20.6	35	39	21.0	26.0	21.50	19.0	72	14.20	10
240	M10	**712F10**	23.1	44	41	10.5	28.0	16.00	17.0	80	16.50	10
	M12	**712F12**	23.1	44	41	13.0	28.0	16.00	17.0	80	16.30	10
	M14	**712F14**	23.1	44	41	15.0	28.0	19.00	20.0	83	16.80	10
	M16	**712F16**	23.1	44	41	17.0	28.0	19.00	20.0	83	16.71	25
	M20	**712F20**	23.1	44	41	21.0	28.0	21.00	22.0	85	17.12	10
300	M12	**713F12**	26.1	44	47	13.0	32.0	19.00	22.0	96	25.60	5
	M14	**713F14**	26.1	44	47	15.0	32.0	19.00	22.0	96	26.56	5
	M16	**713F16**	26.1	44	47	17.0	32.0	19.00	22.0	96	25.60	5
	M20	**713F20**	26.1	44	47	21.0	32.0	22.00	22.0	96	26.24	5

▸ **Tools: see chart page 58**

Angle tubular cable lugs, Cu, 90° angled, F-series

- For fine stranded conductors, DIN EN 60228 (e.g. VDE 0295 Class 5 and 6)
- Precise end machining and easy entry for cable insertion
- Flat contact surface by special angle punching technology



Characteristics

- Total cross-section: 10 - 240 mm²
- Annealed material optimises material and crimping properties
- Tube dimensions suitable for fine stranded conductors

Material

- Copper acc. to EN 13600

Surface

- Tin-plated to protect against corrosion (other surfaces available upon request)

Order info

- 45° angle version also available, part number appendix "45"
- Also available with inspection hole, part number appendix "ms"

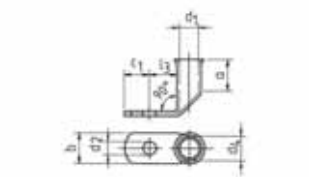

Nominal cross section mm²	Size of bolt dia.	Part No.	Dimension mm d1	a	b	d2	d4	c1	min. for l3	Weight/ 100 pcs. ~ kg	Packing unit/ pcs
10	M5	742F5	5.5	14	12	5.3	8.0	6.25	7.5	0.80	50
	M6	742F6	5.5	14	12	6.5	8.0	6.25	7.5	0.78	50
	M8	742F8	5.5	14	16	8.5	8.0	9.00	9.5	0.84	50
	M10	742F10	5.5	14	16	10.5	8.0	10.50	12.0	0.88	50
	M12	742F12	5.5	14	19	13.0	8.0	12.00	13.0	0.90	50
16	M5	743F5	6.6	15	13	5.3	9.5	6.25	7.5	1.12	50
	M6	743F6	6.6	15	13	6.5	9.5	6.25	7.5	1.12	50
	M8	743F8	6.6	15	16	8.5	9.5	10.00	10.0	1.30	50
	M10	743F10	6.6	15	17	10.5	9.5	12.00	12.0	1.38	50
	M12	743F12	6.6	15	19	13.0	9.5	13.00	13.0	1.34	50
25	M5	744F5	7.9	17	15	5.3	11.0	7.50	7.5	1.52	25
	M6	744F6	7.9	17	15	6.5	11.0	7.50	7.5	1.54	25
	M8	744F8	7.9	17	17	8.5	11.0	10.00	10.0	1.80	25
	M10	744F10	7.9	17	17	10.5	11.0	12.00	12.0	1.79	25
	M12	744F12	7.9	17	19	13.0	11.0	13.00	13.0	1.76	25
35	M6	745F6	9.2	19	17	6.5	12.5	7.50	7.5	2.02	25
	M8	745F8	9.2	19	18	8.5	12.5	10.00	10.0	2.18	25
	M10	745F10	9.2	19	18	10.5	12.5	12.00	12.0	2.30	25
	M12	745F12	9.2	19	19	13.0	12.5	13.00	13.0	2.26	25
	M14	745F14	9.2	19	21	15.0	12.5	14.50	14.5	2.65	25
50	M6	746F6	11.0	21	21	6.5	15.0	10.00	10.0	3.75	25
	M8	746F8	11.0	21	21	8.5	15.0	10.00	10.0	3.57	25
	M10	746F10	11.0	21	21	10.5	15.0	12.00	12.0	3.83	25
	M12	746F12	11.0	21	21	13.0	15.0	13.00	13.0	3.74	25
	M14	746F14	11.0	21	23	15.0	15.0	14.50	14.5	4.20	25
	M16	746F16	11.0	21	28	17.0	15.0	16.00	16.0	4.35	25
70	M8	747F8	13.0	25	25	8.5	17.0	10.00	10.0	4.83	25
	M10	747F10	13.0	25	25	11.0	17.0	12.00	12.0	5.18	25
	M12	747F12	13.0	25	25	13.0	17.0	13.00	13.0	5.16	25
	M14	747F14	13.0	25	25	15.0	17.0	14.50	14.5	5.38	25
	M16	747F16	13.0	25	25	17.0	17.0	16.00	16.0	6.50	25
95	M8	748F8	14.5	26	28	8.5	19.0	12.00	12.0	6.66	25
	M10	748F10	14.5	26	28	11.0	19.0	12.00	12.0	6.04	25
	M12	748F12	14.5	26	28	13.0	19.0	13.00	13.0	6.58	25
	M14	748F14	14.5	26	28	15.0	19.0	14.50	14.5	7.24	25
	M16	748F16	14.5	26	28	17.0	19.0	16.00	16.0	7.34	25

Angle tubular cable lugs, Cu, 90° angled, F-series

Nominal cross section mm²	Size of bolt dia.	Part No.	Dimension mm d1	a	b	d2	d4	c1	min. for l3	Weight/ 100 pcs. ~ kg	Packing unit/ pcs
120	M10	**749F10**	16.2	30	30	11.0	21.0	14.00	14.0	8.76	10
	M12	**749F12**	16.2	30	30	13.0	21.0	15.00	15.0	8.76	10
	M14	**749F14**	16.2	30	30	15.0	21.0	15.00	15.0	9.15	10
	M16	**749F16**	16.2	30	30	17.0	21.0	16.00	16.0	8.54	10
	M20	**749F20**	16.2	30	36	21.0	21.0	22.00	22.0	9.60	10
150	M10	**750F10**	18.0	32	34	11.0	23.0	15.00	16.0	11.54	10
	M12	**750F12**	18.0	32	34	13.0	23.0	16.00	18.0	11.58	10
	M14	**750F14**	18.0	32	34	15.0	23.0	18.00	19.0	11.90	10
	M16	**750F16**	18.0	32	34	17.0	23.0	19.00	20.0	11.80	10
	M20	**750F20**	18.0	32	40	21.0	23.0	21.00	22.0	12.00	10
185	M12	**751F12**	20.6	35	39	13.0	26.0	21.50	19.0	16.36	10
	M14	**751F14**	20.6	35	39	15.0	26.0	21.50	19.0	16.20	10
	M16	**751F16**	20.6	35	39	17.0	26.0	21.50	19.0	15.36	10
	M20	**751F20**	20.6	35	39	21.0	26.0	21.50	19.0	15.80	10
240	M16	**752F16**	23.1	44	41	17.0	28.0	19.00	20.0	17.80	5

▸ **Tools: see chart page 58**

Butt connectors, Cu, F-series



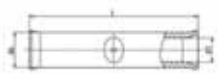

▸ **For fine stranded conductors, DIN EN 60228 (e.g. VDE 0295 Class 5 and 6)**
▸ **Precise end machining and easy entry for cable insertion**

Characteristics

- Total cross-section: 10 - 185 mm²
- With buttmarks for precise cable insertion
- Annealed material optimises material and crimping properties
- Tube dimensions suitable for fine stranded conductors

Material

- Copper acc. to EN 13600

Surface

- Tin-plated to protect against corrosion (other surfaces available upon request)

Nominal cross section mm²	Part No.	Dimension mm d1	d4	l	Weight/ 100 pcs. ~ kg	Packing unit/pcs
10	**722F**	5.5	8.0	38	0.90	100
16	**723F**	6.6	9.5	38	1.25	100
25	**724F**	7.9	11.0	38	1.56	50
35	**725F**	9.2	12.5	45	2.19	50
50	**726F**	11.0	15.0	45	3.37	50
70	**727F**	13.0	17.0	54	4.65	50
95	**728F**	14.5	19.0	56	6.05	25
120	**729F**	16.2	21.0	60	7.58	25
150	**730F**	18.0	23.0	68	9.83	10
185	**731F**	20.6	26.0	75	13.30	10

▸ **Tools: see chart page 58**

Tubular cable lugs, Cu, for solid conductors

For solid conductors e.g. VDE 0295 Class 1





Characteristics

- Total cross-section: 6 - 50 mm²
- Annealed material optimises material and crimping properties
- Flat contact surface by special punching technology
- Precise end machining for easy cable insertion

Material

- Copper acc. to EN 13600

Surface

- Tin-plated to protect against corrosion (other surfaces available upon request)

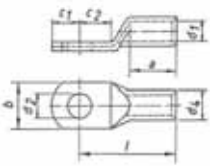

Nominal cross section mm²	Size of bolt dia.	Part No.	Dimension mm								Weight/ 100 pcs. ~ kg	Packing unit/pcs
			d1	a	b	d2	d4	c1	c2	l		
6	M5	**SR65**	3.0	8	9.0	5.3	5	4.75	6.0	17.0	0.213	25
	M6	**SR66**	3.0	8	10.0	6.5	5	6.50	6.5	19.0	0.220	25
10	M6	**SR106**	4.0	9	10.0	6.5	6	7.00	6.5	19.0	0.300	25
	M8	**SR108**	4.0	9	14.0	8.5	6	8.50	9.5	22.0	0.320	25
16	M6	**SR166**	5.0	12	12.5	6.5	8	6.50	7.0	23.5	0.800	25
	M8	**SR168**	5.0	12	15.0	8.5	8	9.00	9.0	26.0	0.900	25
25	M6	**SR256**	6.2	15	14.0	6.5	10	7.50	7.5	30.0	1.560	25
	M8	**SR258**	6.2	15	16.0	8.5	10	10.00	10.0	32.0	1.700	25
35	M6	**SR356**	7.0	15	14.0	6.5	10	7.50	7.5	30.0	1.200	25
	M8	**SR358**	7.0	15	16.0	8.5	10	10.00	10.0	32.0	1.310	25
	M10	**SR3510**	7.0	15	18.0	10.5	10	12.00	12.0	34.0	1.570	25
50	M6	**SR506**	8.5	17	17.0	6.5	12	7.50	7.5	32.0	1.850	25
	M8	**SR508**	8.5	17	17.0	8.5	12	10.00	10.0	34.0	2.000	25
	M10	**SR5010**	8.5	17	19.0	10.5	12	12.00	12.0	37.0	2.130	25

Tools: see chart page 60

Butt connectors, Cu, for solid conductors





- For solid conductors e.g. VDE 0295 Class 1
- Tube dimensions suitable for solid conductors

Characteristics
- Total cross-section: 1.5 - 50 mm²
- Annealed material optimises material and crimping properties
- Precise end machining for easy cable insertion

Material
- Copper acc. to EN 13600

Surface
- Tin-plated to protect against corrosion (other surfaces available upon request)

Nominal cross section mm²	Part No.	Dimension mm d1	d4	l	Wire dia. mm	Weight/ 100 pcs. ~ kg	Packing unit/pcs
1.5-2.5	**SV1525**	1.9	3.9	25	1.38/1.78	0.210	100
4	**SV4**	2.4	4.4	25	2.25	0.240	100
6	**SV6**	3.0	5.0	25	2.75	0.275	100
10	**SV10**	4.0	6.0	25	3.55	0.350	100
16	**SV16**	5.0	8.0	35	4.5	0.960	100
25	**SV25**	6.2	10.0	40	5.65	1.700	50
35	**SV35**	7.0	10.0	40	6.7	1.420	50
50	**SV50**	8.5	12.0	70	8	3.550	50

Tools: see chart page 60

T-connectors, Cu, for solid conductors



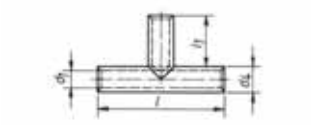

- For solid conductors e.g. VDE 0295 Class 1
- Special version for cable tap conductors

Characteristics
- Total cross-section: 1.5 - 50 mm²
- Annealed material optimises material and crimping properties
- Precise end machining for easy cable insertion

Material
- Copper acc. to EN 13600

Surface
- Tin-plated to protect against corrosion (other surfaces available upon request)

Nominal cross section mm²	Part No.	Dimension mm d1	d4	l	l1	Wire dia. mm	Weight/ 100 pcs. ~ kg	Packing unit/pcs
1.5-2.5	**STV1525**	1.9	3.9	30	12	1.38/1.78	0.34	50
4	**STV4**	2.4	4.4	30	12	2.25	0.40	50
6	**STV6**	3.0	5.0	30	12	2.75	0.48	50
10	**STV10**	4.0	6.0	35	14	3.55	0.72	50
16	**STV16**	5.0	8.0	35	14	4.5	1.40	50
25	**STV25**	6.2	10.0	50	21	5.65	3.20	25
35	**STV35**	7.0	10.0	55	23	6.7	2.95	25
50	**STV50**	8.5	12.0	76	32	8	5.60	25

Tools: see chart page 60

Cross connectors, Cu, for solid conductors

- For solid conductors e.g. VDE 0295 Class 1
- Special version for double cable tap conductors





Characteristics
- Total cross-section: 1.5 - 50 mm²
- Annealed material optimises material and crimping properties
- Precise end machining for easy cable insertion

Material
- Copper acc. to EN 13600

Surface
- Tin-plated to protect against corrosion (other surfaces available upon request)

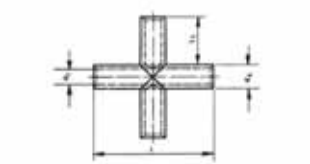

Nominal cross section mm²	Part No.	Dimension mm d1	d4	l	l1	Wire Ø mm	Weight/ 100 pcs. ~ kg	Packing unit/pcs
1.5-2.5	**SKV1525**	1.9	3.9	30	12	1.38/1.78	0.47	25
4	**SKV4**	2.4	4.4	30	12	2.25	0.56	25
6	**SKV6**	3.0	5.0	30	12	2.75	0.67	25
10	**SKV10**	4.0	6.0	35	14	3.55	0.92	25
16	**SKV16**	5.0	8.0	35	14	4.5	1.86	25
25	**SKV25**	6.2	10.0	50	21	5.65	4.20	15
35	**SKV35**	7.0	10.0	55	23	6.7	3.80	15
50	**SKV50**	8.5	12.0	76	32	8	7.35	15

Tools: see chart page 60

Tubular cable lugs for switch gear connections, standard type



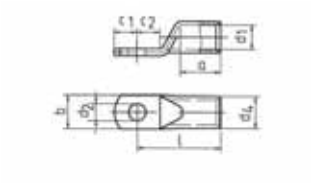

- For multi-stranded conductors e.g. VDE 0295 Class 2
- For pre-rounded multi-stranded sector shaped conductors
- For assembly in switch cabinets with reduced connecting space
- Narrow version owed to new manufacturing processes without material loss

Characteristics

- Total cross-section: 35 - 300 mm²
- Annealed material optimises material and crimping properties
- Flat contact surface by special punching technology
- Precise end machining for easy cable insertion

Material

- Copper acc. to EN 13600

Surface

- Tin-plated to protect against corrosion (other surfaces available upon request)

Order info

- Also available with inspection hole, part number appendix "ms"

Nominal cross section mm²	Size of bolt dia.	Part No.	Dimension mm								Weight/ 100 pcs. ~ kg	Packing unit/pcs
			d1	a	b	d2	d4	c1	c2	l		
35	M6	5SG6	8.5	17	15.0	6.5	12.0	7.5	7.5	32	1.78	25
50	M6	6SG6	10.0	19	15.0	6.5	14.0	10.0	10.0	37	2.95	25
	M8	6SG8	10.0	19	17.0	8.5	14.0	10.0	10.0	37	2.82	25
	M10	6SG10	10.0	19	19.0	10.5	14.0	11.5	12.0	39	3.08	25
70	M6	7SG6	12.0	21	17.0	6.5	16.5	10.0	10.0	43	4.22	25
	M8	7SG8	12.0	21	17.0	8.5	16.5	10.0	10.0	43	4.10	25
	M10	7SG10	12.0	21	19.0	10.5	16.5	11.5	12.0	44	4.45	25
	M12	7SG12	12.0	21	19.0	13.0	16.5	13.0	13.0	46	4.22	25
95	M6	8SG6	13.5	25	19.0	6.5	18.0	11.5	12.0	48	5.49	25
	M8	8SG8	13.5	25	19.0	8.5	18.0	11.5	12.0	48	5.46	25
	M10	8SG10	13.5	25	19.0	10.5	18.0	11.5	12.0	48	5.13	25
	M12	8SG12	13.5	25	19.0	13.0	18.0	13.0	13.0	49	5.15	25
120	M6	9SG6	15.0	26	19.0	6.5	19.5	11.5	14.0	51	6.16	10
	M8	9SG8	15.0	26	19.0	8.5	19.5	11.5	14.0	51	5.94	10
	M10	9SG10	15.0	26	19.0	10.5	19.5	11.5	14.0	51	5.81	10
	M12	9SG12	15.0	26	19.0	13.0	19.5	14.0	14.0	51	5.92	10
150	M6	10SG6	16.5	30	19.0	6.5	21.0	11.5	14.0	56	6.85	10
	M8	10SG8	16.5	30	19.0	8.5	21.0	11.5	14.0	56	6.80	10
	M10	10SG10	16.5	30	19.0	10.5	21.0	11.5	14.0	56	6.75	10
	M12	10SG12	16.5	30	19.0	13.0	21.0	15.0	15.0	57	7.15	10
185	M10	11SG10	19.0	30	24.5	10.5	24.0	11.5	18.0	65	10.59	10
	M12	11SG12	19.0	30	31.0	13.0	24.0	18.0	18.0	65	11.09	10
	M16	11SG16	19.0	30	31.0	17.0	24.0	18.0	18.0	65	9.76	10
240	M10	12SG10	21.0	35	31.0	10.5	26.0	11.5	19.0	72	12.70	5
	M12	12SG12	21.0	35	31.0	13.0	26.0	21.5	19.0	72	13.72	5
	M16	12SG16	21.0	35	31.0	17.0	26.0	21.5	19.0	72	13.28	5
300	M10	13SG10	23.5	44	31.0	10.5	30.0	11.5	24.0	87	19.70	5
	M12	13SG12	23.5	44	31.0	13.0	30.0	24.0	24.0	87	22.72	5
	M16	13SG16	23.5	44	31.0	17.0	30.0	24.0	24.0	87	22.50	5

Tools: see chart page 55

Sleeves for compacted conductors and sleeves for 3- and 4-core conductors see chapter "Sleeves for compacted and sector shaped conductors-Cu"

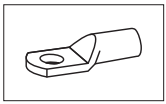

Tool application chart

Tubular cable lugs, butt connectors, parallel connectors and T-connectors "standard type" and tubular cable lugs for switchgear connections made from Cu

Crimping range corresponds to nominal cross-section mm²	Crimping tools		Tool type						Crimp profile	Page (Tool)
	Tools	Crimping head/ Adapter	Mechanical crimping tools	mechanical, electrical, pneumatic, crimping tools with interchangeable dies/heads	Hand hydraulic crimping tools	Battery powered crimping tools	Hydraulic crimping systems	Hydraulic crimping heads		
0.5-6	K13		•							240
0.75-2.5	KP1	+KP232		•						256
	KP1L	+KP232		•						256
	EKP1	+KP232				•				312
	TEKP1	+KP232		•						281
	KPM15	+KP232		•						282
0.75-10	K50			•						259
	EK50ML			•						278
	EK1550					•				308
	EK1550G					•				310
0.75-16	K2		•							241
1-4	K511		•							252
4-10	KP1	+KP242		•						256
	KP1L	+KP242		•						256
	EKP1	+KP242				•				312
	TEKP1	+KP242		•						281
	KPM15	+KP242		•						282
6-50	K5		•							243
	K05		•							247
6+10	K512		•							252
6-150	K354			•						260
	EK354					•				314
	EK354L					•				316
6-185	K18			•						262
	HK6018				•					286
	EK5018L					•				320
	PK18							•		362
	THK18						•			362
	HK60UNV	+ UA18			•					354
	EK60UNVL	+ UA18				•				357
	EKM60UNVL	+ UA18				•				356
	PK60UNV	+ UA18						•		355
6-240	EK505L					•				318

See next page

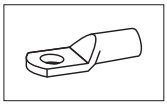

Tool application chart

Tubular cable lugs, butt connectors, parallel connectors and T-connectors "standard type" and tubular cable lugs for switchgear connections made from Cu

Crimping range corresponds to nominal cross-section mm²	Crimping tools		Tool type						Crimp profile	Page (Tool)
	Tools	Crimping head/ Adapter	Mechanical crimping tools	mechanical, electrical, pneumatic, crimping tools with interchangeable dies/heads	Hand hydraulic crimping tools	Battery powered crimping tools	Hydraulic crimping systems	Hydraulic crimping heads		
6-300	K22			•					⬡	264
	HK6022				•				⬡	288
	EK6022L					•			⬡	324
	EKM6022L					•			⬡	322
	PK22							•	⬡	364
	THK22						•		⬡	364
	HK60UNV	+ UA22			•				⬡	354
	EK60UNVL	+ UA22				•			⬡	357
	EKM60UNVL	+ UA22				•			⬡	356
	PK60UNV	+ UA22						•	⬡	355
10-25	K04		•						⬡	246
10-120	K06		•						⬡	249
10-240	HK60VP				•				⌧	290
	EK60VPL					•			⌧	326
	EKM60IDL					•			⌣	328
	PK60VP							•	⌧	366
16-95	K08		•						⬡	248
	K95		•						⌣	242
	TK95		•						⌣	243
16-300	HK60VPFT				•				⌧	291
	EK60VPFTL					•			⌧	327
	PK60VPFT							•	⌧	367
16-400	HK12030				•				⬡	292
	HK12042				•				⬡	294
	HK120U				•				⬡	296
	EK12030L					•			⬡	330
	EK12042L					•			⬡	332
	EK120UL					•			⬡	334
	EK120UNVL					•			⬡	358
	HK122EL380						•		⬡	390
	PK12042							•	⬡	368
	PK120U							•	⬡	370
	HK252						•		⬡	388
	HK252EL380						•		⬡	391
	PK252							•	⬡	372
25-150	K09		•						⬡	251
35-95	K8		•						⌓	245
50-120	K6		•						⌓	244
120-240	K7		•						⌓	245
185-400	K07		•						⌓	244

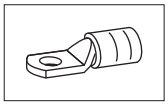

Tool application chart

Insulated tubular cable lugs and butt connectors "standard type"

Crimping range corresponds to nominal cross-section mm²	Crimping tools		Tool type						Crimp profile	Page (Tool)
	Tools	Crimping head/ Adapter	Mechanical crimping tools	mechanical, electrical, pneumatic, crimping tools with interchangeable dies/heads	Hand hydraulic crimping tools	Battery powered crimping tools	Hydraulic crimping systems	Hydraulic crimping heads		
10-70	K354			•					⬭	260
	EK354					•			⬭	314
	EK354L					•			⬭	316
10-95	K18			•					⬭	262
	HK6018				•				⬭	286
	EK5018L					•			⬭	320
	EK505L					•			⬭	318
	PK18							•	⬭	362
	THK18						•		⬭	362
	HK60UNV	+ UA18			•				⬭	354
	EK60UNVL	+ UA18				•			⬭	357
	EKM60UNVL	+ UA18				•			⬭	356
	PK60UNV	+ UA18						•	⬭	355
10-150	K22			•					⬭	264
	HK6022				•				⬭	288
	EK6022L					•			⬭	324
	EKM6022L					•			⬭	322
	PK22							•	⬭	364
	THK22						•		⬭	364
	HK60UNV	+ UA22			•				⬭	354
	EK60UNVL	+ UA22				•			⬭	357
	EKM60UNVL	+ UA22				•			⬭	356
	PK60UNV	+ UA22						•	⬭	355
	HK12030				•				⬭	292
	HK12042				•				⬭	294
	HK120U				•				⬭	296
	EK12030L					•			⬭	330
	EK12042L					•			⬭	332
	EK120UL					•			⬭	334
	EK120UNVL					•			⬭	358
	HK122EL380						•		⬭	390
	PK12042							•	⬭	368
	PK120U							•	⬭	370
	HK252						•		⬭	388
	HK252EL380						•		⬭	391
	PK252							•	⬭	372

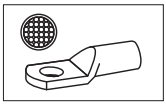

Tool application chart

Tubular cable lugs and butt connectors for fine stranded conductors

Crimping range corresponds to nominal cross-section mm²	Crimping tools		Tool type						Crimp profile	Page (Tool)
	Tools	Crimping head/ Adapter	Mechanical crimping tools	mechanical, electrical, pneumatic, crimping tools with interchangeable dies/heads	Hand hydraulic crimping tools	Battery powered crimping tools	Hydraulic crimping systems	Hydraulic crimping heads		
10-35	K354			•						260
10-50	EK354					•				314
	EK354L					•				316
	K5		•							243
	K18			•						262
	HK6018				•					286
	EK505L					•				318
	EK5018L					•				320
	PK18							•		362
	THK18						•			362
	HK60UNV	+ UA18			•					354
	EK60UNVL	+ UA18				•				357
	EKM60UNVL	+ UA18				•				356
	PK60UNV	+ UA18						•		355
10-70	K22			•						264
	HK6022				•					288
	EK6022L					•				324
	EKM6022L					•				322
	PK22							•		364
	THK22						•			364
	HK60UNV	+ UA22			•					354
	EK60UNVL	+ UA22				•				357
	EKM60UNVL	+ UA22				•				356
	PK60UNV	+ UA22						•		355
10-240	HK60VP				•					290
	EK60VPL					•				326
	EKM60IDL					•				328
	PK60VP							•		366
16-95	K95		•							242
	TK95		•							243
16-150	HK12030				•					292
	HK12042				•					294
	HK120U				•					296
	EK12030L					•				330
	EK12042L					•				332
	EK120UL					•				334
	EK120UNVL					•				358
	PK12042							•		368
	PK120U							•		370

See next page

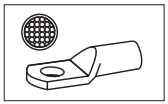

Tool application chart

Tubular cable lugs and butt connectors for fine stranded conductors

Crimping range corresponds to nominal cross-section mm²	Crimping tools		Tool type						Crimp profile	Page (Tool)
	Tools	Crimping head/ Adapter	Mechanical crimping tools	mechanical, electrical, pneumatic, crimping tools with interchangeable dies/heads	Hand hydraulic crimping tools	Battery powered crimping tools	Hydraulic crimping systems	Hydraulic crimping heads		
16-300	HK60VPFT				•					291
	HK252						•			388
	HK252EL380						•			391
	EK60VPFTL					•				327
	PK60VPFT							•		367
	PK252							•		372
35-95	K8		•							245
50-120	K6		•							244
120-240	K7		•							245

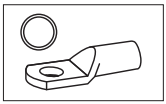

Tool application chart

Tubular cable lugs and compression joints for solid conductors

Crimping range corresponds to nominal cross-section mm²	Crimping tools		Tool type						Crimp profile	Page (Tool)
	Tools	Crimping head/ Adapter	Mechanical crimping tools	mechanical, electrical, pneumatic, crimping tools with interchangeable dies/heads	Hand hydraulic crimping tools	Battery powered crimping tools	Hydraulic crimping systems	Hydraulic crimping heads		
0.75-16	K02		•						⌓	241
1.5-4	K93		•						⬡	239
1.5-10	K50			•					⬡	259
	EK50ML			•					⬡	278
	EK1550					•			⬡	308
	EK1550G					•			⬡	310
1.5-16	K354			•					⬡	260
	EK354					•			⬡	314
	EK354L					•			⬡	316
	K18			•					⬡	262
	HK6018				•				⬡	286
	EK5018L					•			⬡	320
	PK18							•	⬡	362
	THK18						•		⬡	362
	HK60UNV	+ UA18			•				⬡	354
	EK60UNVL	+ UA18				•			⬡	357
	EKM60UNVL	+ UA18				•			⬡	356
	PK60UNV	+ UA18						•	⬡	355
	K22			•					⬡	264
	HK6022				•				⬡	288
	EK6022L					•			⬡	324
	EKM6022L					•			⬡	322
	PK22							•	⬡	364
	THK22						•		⬡	364
	HK60UNV	+ UA22			•				⬡	354
	EK60UNVL	+ UA22				•			⬡	357
	EKM60UNVL	+ UA22				•			⬡	356
	PK60UNV	+ UA22						•	⬡	355
6-10	K94		•						⬡	240
25-50*	K05		•						⬡	247

*For sizes 25 + 35 mm², use the die size 25 mm².
For size 50 mm² use die size 35 mm².
We recommend 2 crimps on each side.

Our specialists.



Nickel and stainless steel tubular cable lugs.

Unique situations require unique solutions.
This is especially true in most of the diverse industrial sectors. For example in furnace construction or in the steel industry: Temperatures of several hundred degrees Celsius are very common here. Connections also have to meet special requirements in the chemical, food and maritime industries.

Klauke meets this demand with a host of solutions in nickel and stainless steel. These materials guarantee consistent electrical, chemical and mechanical properties at extremely high temperatures.





Nickel and stainless steel tubular cable lugs cover a diverse range of applications - such as industrial and shipbuilding.

- **Nickel tubular cable lugs and connectors, heat resistant to 650 °C.**
- **Acid and rust-resistant stainless steel tubular cable lugs and connectors, heat resistant to 400 °C.**
- **Special solutions for diverse applications.**



When it gets really hot: *Nickel.*

- **Heat resistant up to 650 °C.**
- Resistant to oxidation.

Benefits:

- Nickel tubular cable lugs and butt connectors are most suitable for use in heating and annealing furnaces. They retain their conductivity and failures are excluded.
- Nickel connectors even guarantee safe electrical connections in aggressive environments.

- *More from Page 66.*

Oxidation-free and food-industry compliant: *Stainless steel.*

- Highly resistant to oxidation.
- Food industry-compliant.
- **Resistant to seawater, acids and solvents.**
- Heat resistant up to 400 °C.

Benefits:

- The cable lugs are capable of meeting the most stringent hygiene requirements in food and pharmaceutical industries.
- Stainless steel cable lugs and connectors can also be used without hesitation in both the chemical and maritime industries.

- *More from Page 64.*





The adequate solutions *in nickel or stainless steel.*

- Up to 95 mm² nominal cross section in nickel and stainless steel.
- **Customised solutions upon request.**

Benefits:

- We provide suitable cable lug in the fastest possible time for a host of applications.
- You can rely on Klauke's problem-solving skills, even when it comes to meeting the most complicated requirements.

- *Checklist for special solutions (Page i-15)*

Tubular cable lugs, stainless steel



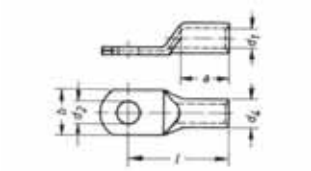

VA

- Ideal for aggressive environmental conditions, acid and rust-resistant
- Heat resistant to 400 °C

Characteristics

- Total cross-section: 0.5 - 95 mm²
- Flat contact surface by special steel punching technology
- Precise end machining for easy cable insertion

Material

- V2A

Order info

- Also available in stainless steel (V4A)

Nominal cross section mm²	Size of bolt dia.	Part No.	Dimension mm						Weight/ 100 pcs. ~ kg	Packing unit/ pcs
			d1	a	b	d2	d4	l		
0.5-1	M4	**79V4**	1.6	6	6.5	4.3	3.2	13	0.080	100
	M5	**79V5**	1.6	6	7.5	5.3	3.2	14	0.080	100
1.5-2.5	M4	**80V4**	3.0	8	9.0	4.3	5.0	17	0.260	100
	M5	**80V5**	3.0	8	9.0	5.5	5.0	17	0.190	100
	M6	**80V6**	3.0	8	9.5	6.5	5.0	19	0.215	100
4-6	M4	**81V4**	4.0	9	9.0	4.3	6.0	18	0.260	100
	M5	**81V5**	4.0	9	9.5	5.5	6.0	19	0.280	100
	M6	**81V6**	4.0	9	10.0	6.5	6.0	19	0.280	100
10	M5	**82V5**	5.0	10	12.5	5.5	8.0	22	0.710	100
	M6	**82V6**	5.0	10	12.5	6.5	8.0	22	0.780	100
	M8	**82V8**	5.0	10	15.0	8.5	8.0	25	0.780	100
16	M5	**83V5**	6.0	13	12.0	5.5	8.0	28	0.500	50
	M6	**83V6**	6.0	13	12.0	6.5	8.0	28	0.550	50
	M8	**83V8**	6.0	13	15.0	8.5	8.0	29	0.600	50
25	M6	**84V6**	7.0	15	14.0	6.5	10.0	30	1.210	50
	M8	**84V8**	7.0	15	16.0	8.5	10.0	32	1.850	50
35	M6	**85V6**	9.0	17	17.0	6.5	12.0	32	1.600	50
	M8	**85V8**	9.0	17	17.0	8.5	12.0	35	1.850	50
50	M6	**86V6**	10.0	19	20.0	6.5	14.0	37	2.800	50
	M8	**86V8**	10.0	19	20.0	8.5	14.0	37	2.600	50
	M10	**86V10**	10.0	19	20.0	10.5	14.0	39	2.800	50
	M12	**86V12**	10.0	19	20.0	13.0	14.0	43	2.960	50
70	M8	**87V8**	12.0	21	23.0	8.5	16.0	43	3.650	25
	M10	**87V10**	12.0	21	23.0	10.5	16.0	44	3.930	25
	M12	**87V12**	12.0	21	23.0	13.0	16.0	46	3.850	25
	M16	**87V16**	12.0	21	26.0	17.0	16.0	46	3.960	25
95	M8	**88V8**	14.0	25	26.0	8.5	18.0	48	4.650	25
	M10	**88V10**	14.0	25	26.0	10.5	18.0	48	5.610	25
	M12	**88V12**	14.0	25	26.0	13.0	18.0	49	5.540	25

Tools: see chart page 68

Butt connectors, stainless steel

- **Ideal for aggressive environmental conditions, acid and rust-resistant**
- **Heat resistant to 400 °C**

VA



Characteristics

- Total cross-section: 0.5 - 95 mm²
- With buttmarks for precise cable insertion
- Precise end machining for easy cable insertion

Material

- V2A

Order info

- Also available in stainless steel (V4A)

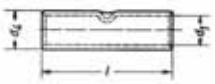

Nominal cross section mm²	Part No.	Dimension mm d1	d4	l	Weight/ 100 pcs. ~ kg	Packing unit/pcs
0.5-1	**79R**	1.6	3.2	25	0.135	50
1.5-2.5	**80R**	3.0	5.0	25	0.250	50
4-6	**81R**	4.0	6.0	25	0.325	50
10	**82R**	5.0	8.0	25	0.360	50
16	**83R**	6.0	8.0	30	0.510	50
25	**84R**	7.0	10.0	35	1.100	25
35	**85R**	9.0	12.0	40	1.560	25
50	**86R**	10.0	14.0	45	2.670	25
70	**87R**	12.0	16.0	50	3.400	25
95	**88R**	14.0	18.0	55	4.300	25

Tools: see chart page 68

Tubular cable lug, Ni



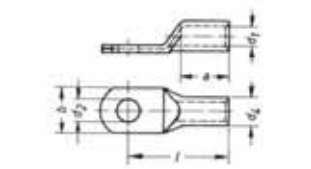

Ni

▸ **Suitable for high temperatures to 650 °C**

Characteristics

- Total cross-section: 0.5 - 95 mm²
- Flat contact surface by special steel punching technology
- Precise end machining for easy cable insertion

Material

- High-grade nickel

Nominal cross section mm²	Size of bolt dia.	Part No.	Dimension mm d1	a	b	d2	d4	l	Weight/ 100 pcs. ~ kg	Packing unit/ pcs
0.5-1	M4	**56N4**	1.6	6	6.5	4.3	3.2	13	0.080	100
	M5	**56N5**	1.6	6	7.5	5.3	3.2	14	0.080	100
1.5-2.5	M4	**57N4**	2.3	6	7.0	4.3	3.9	13	0.105	100
	M5	**57N5**	2.3	6	7.5	5.3	3.9	14	0.105	100
	M6	**57N6**	2.3	6	9.5	6.5	3.9	16	0.130	100
4-6	M4	**58N4**	3.6	9	9.5	4.3	5.6	18	0.275	100
	M5	**58N5**	3.6	9	9.5	5.3	5.6	19	0.275	100
	M6	**58N6**	3.6	9	9.5	6.5	5.6	19	0.260	100
10	M5	**59N5**	4.5	10	12.0	5.5	6.5	21	0.340	100
	M6	**59N6**	4.5	10	12.0	6.5	6.5	22	0.360	100
16	M5	**60N5**	5.5	13	12.0	5.5	7.5	26	0.470	100
	M6	**60N6**	5.5	13	12.0	6.5	7.5	27	0.480	100
	M8	**60N8**	5.5	13	13.5	8.5	7.5	29	0.560	100
25	M6	**61N6**	7.0	15	14.0	6.5	10.0	30	1.200	50
	M8	**61N8**	7.0	15	16.0	8.5	10.0	32	1.320	50
35	M6	**62N6**	8.5	17	17.0	6.5	12.0	32	1.850	50
	M8	**62N8**	8.5	17	17.0	8.5	12.0	34	2.000	50
50	M8	**63N8**	10.0	19	20.0	8.5	14.0	37	2.900	50
	M10	**63N10**	10.0	19	20.0	10.5	14.0	39	3.100	50
70	M10	**64N10**	12.0	21	23.0	10.5	16.5	44	4.600	25
	M12	**64N12**	12.0	21	23.0	13.0	16.5	46	4.660	25
95	M10	**65N10**	13.5	25	26.0	10.5	18.0	48	5.550	25
	M12	**65N12**	13.5	25	26.0	13.0	18.0	49	5.600	25

▸ **Tools: see chart page 68**

Tubular cable lugs, Ni, fork type

- Suitable for high temperatures to 650 °C
- Fork-type version for simple and direct screw mounting

Ni



Characteristics

- Total cross-section: 0.5 - 16 mm²
- Flat contact surface by special steel punching technology
- Precise end machining for easy cable insertion

Material

- High-grade nickel

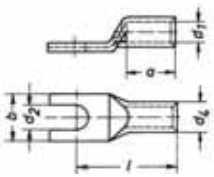

Nominal cross section mm²	Size of bolt dia.	Part No.	Dimension mm d1	a	b	d2	d4	l	Weight/ 100 pcs. ~ kg	Packing unit/ pcs
0.5-1	M4	**56C4**	1.6	6	6.5	4.3	3.2	13	0.070	50
	M5	**56C5**	1.6	6	7.5	5.3	3.2	14	0.075	50
1.5-2.5	M4	**57C4**	2.3	6	7.0	4.3	3.9	13	0.095	50
	M5	**57C5**	2.3	6	7.5	5.3	3.9	14	0.095	50
	M6	**57C6**	2.3	6	9.5	6.5	3.9	16	0.110	50
4-6	M4	**58C4**	3.6	9	9.5	4.3	5.6	18	0.250	50
	M5	**58C5**	3.6	9	9.5	5.3	5.6	19	0.255	50
	M6	**58C6**	3.6	9	9.5	6.5	5.6	19	0.235	50
10	M5	**59C5**	4.5	10	12.0	5.5	6.5	21	0.320	50
	M6	**59C6**	4.5	10	12.0	6.5	6.5	22	0.340	50
16	M5	**60C5**	5.5	13	12.0	5.5	7.5	26	0.440	50
	M6	**60C6**	5.5	13	12.0	6.5	7.5	27	0.450	50
	M8	**60C8**	5.5	13	13.5	8.5	7.5	29	0.520	50

Tools: see chart page 68

Butt connectors, Ni

- Suitable for high temperatures to 650 °C

Ni



Characteristics

- Total cross-section: 0.5 - 16 mm²
- With buttmarks for precise cable insertion
- Precise end machining for easy cable insertion

Material

- High-grade nickel



Nominal cross section mm²	Part No.	Dimension mm d1	d4	l	Weight/ 100 pcs. ~ kg	Packing unit/pcs
0.5-1	**62R**	1.6	3.2	25	0.135	50
1.5-2.5	**63R**	2.3	3.9	25	0.170	50
4-6	**64R**	3.6	5.6	25	0.325	50
10	**65R**	4.5	6.5	25	0.360	50
16	**66R**	5.5	7.5	30	0.510	50

Tools: see chart page 68

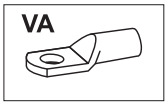

Tool application chart

Tubular cable lugs and butt connectors made from stainless steel

Crimping range corresponds to nominal cross-section mm²	Crimping tools		Tool type						Crimp profile	Page (Tool)
	Tools	Crimping head/ Adapter	Mechanical crimping tools	mechanical, electrical, pneumatic, crimping tools with interchangeable dies/heads	Hand hydraulic crimping tools	Battery powered crimping tools	Hydraulic crimping systems	Hydraulic crimping heads		
0.5-6	K25		•							242
0.5-16	K354			•						260
	EK354					•				314
	EK354L					•				316
10-50	K22			•						264
	HK6022				•					288
	EKM6022L					•				322
	EK6022L					•				324
	PK22							•		364
	THK22						•			364
	HK60UNV	+ UA22			•					354
	EK60UNVL	+ UA22				•				357
	EKM60UNVL	+ UA22				•				356
	PK60UNV	+ UA22						•		355

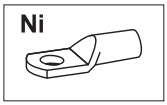

Tool application chart

Tubular cable lugs and butt connectors made from nickel

Crimping range corresponds to nominal cross-section mm²	Crimping tools		Tool type						Crimp profile	Page (Tool)
	Tools	Crimping head/ Adapter	Mechanical crimping tools	mechanical, electrical, pneumatic, crimping tools with interchangeable dies/heads	hand hydraulic crimping tools	Battery powered crimping tools	Hydraulic crimping systems	Hydraulic crimping heads		
0.5-6	K25		•							242
0.5-16	K354			•						260
	EK354					•				314
	EK354L					•				316
10-50	K22			•						264
	HK6022				•					288
	EK6022L					•				324
	EKM6022L					•				322
	PK22							•		364
	THK22						•			364
	HK60UNV	+ UA22			•					354
	EK60UNVL	+ UA22				•				357
	EKM60UNVL	+ UA22				•				356
	PK60UNV	+ UA22						•		355

Best connections
entirely to standard.



Copper compression cable lugs and connectors to DIN.

In project business, customers often request use of standardised materials. Utilities, for example, often specify use of compression cable lugs and connectors according to DIN standards. Klauke offers numerous standard-compliant solutions.

Contrary to popular belief, DIN cable lugs differ from tubular cable lugs not only in terms of dimensions. Markings and standardised coding specify the number of crimps.





DIN-compliant compression cable lugs with specified identification marks for crimps.

- **Compression cable lugs to DIN 46235 up to 1000 mm².**
- **Angled compression cable lugs to DIN dimensions.**
- **Compression joints for non-tension connections to DIN.**
- **Sleeves and reducing sleeves for compacted conductors.**

Always to **DIN** *standards.*

- **Nominal cross sections up to 1000 mm².**
- Conforming to DIN standards, tested to IEC.
- Tin-plated or bright finish available.
- Also with barrier.

Benefits:

- The Klauke range includes DIN compression cable lugs and connectors to suit every application.
- Bright finish versions are especially suitable for installations in overvoltage or lightning protection systems.



More from Page 72.



Simply **angled,** *improved fit.*

- Compression cable lugs angled at 45° and 90°.
- Nominal cross sections up to 240 mm².

Benefits:

- You will find the right solution. **Even for confined and awkward situations**.

More from Page 74.

Correct crimping **mark by mark.**

- All DIN compression cable lugs and connectors have markings for correct crimping.
- Designation for narrow and wide crimping.
- Engraved code, cross-section and hole diameter for fast assignment.
- All compression cable lugs are annealed to optimise material and crimping characteristics.
- Manufacturer's identification for simple re-ordering.

Benefits:

- The designated crimp markings show you at a glance where and how often the connecting material has to be crimped.
- The annealed material flows more efficiently around the conductor during the crimping operation, so creating a secure connection.
- Crimping is made much easier and the tools' service life is extended due to the low mechanical strain.



Klauke connecting materials to DIN are designated by two different crimp markings. One for narrow crimps with 6-ton tools and the other for wide crimps with 12-ton tools.

Compression cable lugs acc. to DIN, Cu



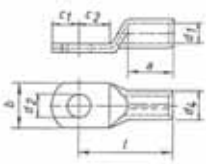

- Acc. to DIN 46235
- With code number for clear tool assignment
- For round conductors e.g VDE 0295 Class 1, 2, 5 and 6
- For pre-rounded multi-stranded sector shaped conductors

Characteristics

- Total cross-section: 6 - 1000 mm²
- With crimp markings for correct crimping
- Annealed material optimises material and crimping properties
- Precise end machining for easy cable insertion

Material

- Copper acc. to EN 13600

Surface

- Tin-plated to protect against corrosion (other surfaces available upon request)

Order info

- Bright finish version also available, part number appendix "bk"
- Item in barrier design upon request

Nominal cross section mm²	Size of bolt dia.	Part No.	Code	Dimension mm a	b	d1	d2	d4	c1	c2	l	Weight/ 100 pcs. ~ kg	Packing unit/pcs
6	M 5	**101R5**	5	10	8.5	3.8	5.3	5.5	6.5	7.5	24	0.24	100
	M 6	**101R6**	5	10	8.5	3.8	6.4	5.5	7.5	8.0	24	0.30	100
	M 8	***101R8**	5	10	13.0	3.8	8.4	5.5	10.0	10.0	24	0.34	100
10	M 5	**102R5**	6	10	9.0	4.5	5.3	6.0	7.0	8.5	27	0.37	100
	M 6	**102R6**	6	10	9.0	4.5	6.4	6.0	7.5	8.5	27	0.36	100
	M 8	***102R8**	6	10	13.0	4.5	8.4	6.0	10.0	10.0	27	0.38	100
16	M 6	**103R6**	8	20	13.0	5.5	6.4	8.5	7.5	8.0	36	1.19	100
	M 8	**103R8**	8	20	13.0	5.5	8.4	8.5	10.0	10.0	36	1.22	100
	M 10	**103R10**	8	20	17.0	5.5	10.5	8.5	12.0	12.0	36	1.30	100
	M 12	***103R12**	8	20	18.0	5.5	13.0	8.5	13.0	13.0	36	1.27	100
25	M 6	**104R6**	10	20	14.0	7.0	6.4	10.0	7.5	8.0	38	1.51	50
	M 8	**104R8**	10	20	16.0	7.0	8.4	10.0	10.0	10.0	38	1.54	50
	M 10	**104R10**	10	20	17.0	7.0	10.5	10.0	12.0	12.0	38	1.62	50
	M 12	**104R12**	10	20	19.0	7.0	13.0	10.0	13.0	13.0	38	1.66	25
35	M 6	***105R6**	12	20	17.0	8.2	6.4	12.5	7.5	8.0	42	2.77	50
	M 8	**105R8**	12	20	17.0	8.2	8.4	12.5	10.0	10.0	42	2.85	50
	M 10	**105R10**	12	20	19.0	8.2	10.5	12.5	12.0	12.0	42	2.84	50
	M 12	**105R12**	12	20	21.0	8.2	13.0	12.5	13.0	13.0	42	2.79	50
	M 14	***105R14**	12	20	21.0	8.2	15.0	12.5	14.5	14.5	42	2.70	25
50	M 8	**106R8**	14	28	20.0	10.0	8.4	14.5	10.0	10.0	52	4.46	50
	M 10	**106R10**	14	28	22.0	10.0	10.5	14.5	12.0	12.0	52	4.48	50
	M 12	**106R12**	14	28	24.0	10.0	13.0	14.5	13.0	13.0	52	4.40	50
	M 14	***106R14**	14	28	24.0	10.0	15.0	14.5	14.5	14.5	52	4.30	25
	M 16	**106R16**	14	28	28.0	10.0	17.0	14.5	16.0	16.0	52	4.57	25
70	M 8	**107R8**	16	28	24.0	11.5	8.4	16.5	10.0	10.0	55	5.92	50
	M 10	**107R10**	16	28	24.0	11.5	10.5	16.5	12.0	12.0	55	6.02	50
	M 12	**107R12**	16	28	24.0	11.5	13.0	16.5	13.0	13.0	55	5.89	50
	M 14	***107R14**	16	28	24.0	11.5	15.0	16.5	14.5	14.5	55	5.80	25
	M 16	**107R16**	16	28	30.0	11.5	17.0	16.5	16.0	16.0	55	6.13	25
95	M 8	**108R8***	18	35	28.0	13.5	8.4	19.0	12.0	12.0	65	9.21	25
	M 10	**108R10**	18	35	28.0	13.5	10.5	19.0	12.0	12.0	65	8.97	50
	M 12	**108R12**	18	35	28.0	13.5	13.0	19.0	13.0	13.0	65	8.62	50
	M 14	***108R14**	18	35	28.0	13.5	15.0	19.0	14.5	14.5	65	8.78	25
	M 16	**108R16**	18	35	32.0	13.5	17.0	19.0	16.0	16.0	65	9.00	50

Compression cable lugs acc. to DIN, Cu

Nominal cross section mm²	Size of bolt dia.	Part No.	Code	Dimension mm								Weight/ 100 pcs. ~ kg	Packing unit/pcs
				a	b	d1	d2	d4	c1	c2	l		
120	M 10	**109R10**	20	35	32.0	15.5	10.5	21.0	15.0	16.0	70	11.40	50
	M 12	**109R12**	20	35	32.0	15.5	13.0	21.0	16.0	17.0	70	11.31	50
	M 14	***109R14**	20	35	32.0	15.5	15.0	21.0	18.0	19.0	70	11.45	25
	M 16	**109R16**	20	35	32.0	15.5	17.0	21.0	19.0	20.0	70	11.24	50
	M 20	**109R20**	20	35	38.0	15.5	21.0	21.0	21.0	22.0	70	11.03	25
150	M 10	**110R10**	22	35	34.0	17.0	10.5	23.5	15.0	16.0	78	16.38	10
	M 12	**110R12**	22	35	34.0	17.0	13.0	23.5	16.0	17.0	78	16.29	25
	M 14	***110R14**	22	35	34.0	17.0	15.0	23.5	19.0	20.0	78	16.38	10
	M 16	**110R16**	22	35	34.0	17.0	17.0	23.5	19.0	20.0	78	16.17	10
	M 20	**110R20**	22	35	40.0	17.0	21.0	23.5	21.0	22.0	78	15.90	10
185	M 10	**111R10**	25	40	37.0	19.0	10.5	25.5	15.0	16.0	82	18.96	10
	M 12	**111R12**	25	40	37.0	19.0	13.0	25.5	16.0	17.0	82	18.11	10
	M 14	***111R14**	25	40	37.0	19.0	15.0	25.5	19.0	20.0	82	19.21	10
	M 16	**111R16**	25	40	37.0	19.0	17.0	25.5	19.0	20.0	82	18.74	25
	M 20	**111R20**	25	40	40.0	19.0	21.0	25.5	21.0	22.0	82	18.69	10
240	M 12	**112R12**	28	40	42.0	21.5	13.0	29.0	16.0	17.0	92	27.00	10
	M 14	***112R14**	28	40	42.0	21.5	15.0	29.0	19.0	20.0	92	27.58	10
	M 16	**112R16**	28	40	42.0	21.5	17.0	29.0	19.0	20.0	92	27.37	25
	M 20	**112R20**	28	40	45.0	21.5	21.0	29.0	21.0	22.0	92	26.88	10
300	M 14	***113R14**	32	50	46.0	24.5	15.0	32.0	19.0	22.0	100	33.29	5
	M 16	**113R16**	32	50	46.0	24.5	17.0	32.0	19.0	22.0	100	32.94	5
	M 20	**113R20**	32	50	46.0	24.5	21.0	32.0	22.0	22.0	100	33.24	5
400	M 14	***114R14**	38	70	54.0	27.5	15.0	38.5	25.0	25.0	115	69.38	5
	M 16	**114R16**	38	70	54.0	27.5	17.0	38.5	25.0	25.0	115	68.54	5
	M 20	**114R20**	38	70	54.0	27.5	21.0	38.5	25.0	25.0	115	65.40	5
500	M 16	***115R16**	42	70	60.0	31.0	17.0	42.0	25.0	25.0	125	83.31	1
	M 20	**115R20**	42	70	60.0	31.0	21.0	42.0	25.0	25.0	125	81.58	1
625	M 16	***116R16**	44	80	64.0	34.5	17.0	44.0	25.0	25.0	135	79.60	1
	M 20	**116R20**	44	80	64.0	34.5	21.0	44.0	25.0	25.0	135	79.69	1
800	M 16	***117R16**	52	100	75.0	40.0	17.0	52.0	30.0	30.0	165	150.00	1
	M 20	**117R20**	52	100	75.0	40.0	21.0	52.0	30.0	30.0	165	149.00	1
1000	M 16	***118R16**	58	100	83.0	44.0	17.0	58.0	30.0	30.0	165	199.00	1
	M 20	**118R20**	58	100	83.0	44.0	21.0	58.0	30.0	30.0	165	195.00	1

- * = not standardized
- 10-800 mm² IEC tested

Sleeves for compacted conductors and sleeves for 3- and 4-core conductors see chapter "Sleeves for compacted and sector shaped conductors-Cu"

Tools: see chart page 84

Angle compression cable lugs, Cu, 90° angled



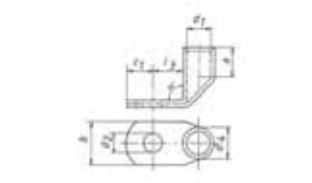

- Tube dimensions according to DIN 46235
- With code number for clear tool assignment
- For round conductors e.g VDE 0295 Class 1, 2, 5 and 6
- For pre-rounded multi-stranded sector shaped conductors
- Flat contact surface by special angle punching process

Characteristics

- Total cross-section: 6 - 240 mm²
- With crimp markings for correct crimping
- Annealed material optimises material and crimping properties
- Precise end machining for easy cable insertion

Material

- Copper acc. to EN 13600

Surface

- Tin-plated to protect against corrosion (other surfaces available upon request)

Order info

- Bright finish version also available, part number appendix "bk"

Nominal cross section mm²	Size of bolt dia.	Part No.	Code	Dimension mm							Weight/ 100 pcs. ~ kg	Packing unit/pcs
				a	b	d1	d2	d4	c1	l3		
6	M 5	**161R5**	5	10	8.5	3.8	5.3	5.5	6.5	9	0.28	50
	M 6	**161R6**	5	10	8.5	3.8	6.4	5.5	7.5	10	0.32	50
10	M 5	**162R5**	6	10	9.0	4.5	5.3	6.0	7.0	10	0.34	50
	M 6	**162R6**	6	10	9.0	4.5	6.4	6.0	7.5	10	0.35	50
	M 8	**162R8**	6	10	13.0	4.5	.0	6.0	10.0	13	0.37	50
16	M 6	**163R6**	8	20	13.0	5.5	6.4	8.5	7.5	11	1.20	50
	M 8	**163R8**	8	20	13.0	5.5	8.4	8.5	10.0	13	1.30	50
	M 10	**163R10**	8	20	17.0	5.5	10.5	8.5	12.0	15	1.40	50
	M 12	**163R12**	8	20	18.0	5.5	13.0	8.5	13.0	18	1.33	50
25	M 6	**164R6**	10	20	14.0	7.0	6.4	10.0	7.5	11	1.54	25
	M 8	**164R8**	10	20	16.0	7.0	8.4	10.0	10.0	13	1.60	25
	M 10	**164R10**	10	20	17.0	7.0	10.5	10.0	12.0	15	1.63	25
	M 12	**164R12**	10	20	19.0	7.0	13.0	10.0	13.0	18	1.70	25
35	M 8	**165R8**	12	20	17.0	8.2	8.4	12.5	10.0	13	2.72	25
	M 10	**165R10**	12	20	19.0	8.2	10.5	12.5	12.0	15	2.76	25
	M 12	**165R12**	12	20	21.0	8.2	13.0	12.5	13.0	18	2.85	25
	M 14	**165R14**	12	20	21.0	8.2	15.0	12.5	14.5	20	2.92	25
50	M 8	**166R8**	14	28	20.0	10.0	8.4	14.5	10.0	16	4.39	25
	M 10	**166R10**	14	28	22.0	10.0	10.5	14.5	12.0	16	4.46	25
	M 12	**166R12**	14	28	24.0	10.0	13.0	14.5	13.0	18	4.49	25
	M 14	**166R14**	14	28	24.0	10.0	15.0	14.5	14.5	20	4.73	25
	M 16	**166R16**	14	28	28.0	10.0	17.0	14.5	16.0	22	4.66	25
70	M 8	**167R8**	16	28	24.0	11.5	8.4	16.5	10.0	14	5.92	25
	M 10	**167R10**	16	28	24.0	11.5	10.5	16.5	12.0	16	6.31	25
	M 12	**167R12**	16	28	24.0	11.5	13.0	16.5	13.0	18	6.34	25
	M 14	**167R14**	16	28	24.0	11.5	15.0	16.5	14.5	20	6.50	25
	M 16	**167R16**	16	28	30.0	11.5	17.0	16.5	16.0	22	6.63	25
95	M 10	**168R10**	18	35	28.0	13.5	10.5	19.0	12.0	17	9.03	25
	M 12	**168R12**	18	35	28.0	13.5	13.0	19.0	13.0	18	9.27	25
	M 14	**168R14**	18	35	28.0	13.5	15.0	19.0	14.5	20	9.06	25
	M 16	**168R16**	18	35	32.0	13.5	17.0	19.0	16.0	22	9.18	25

Angle compression cable lugs, Cu, 90° angled

Nominal cross section mm²	Size of bolt dia.	Part No.	Code	Dimension mm							Weight/ 100 pcs. ~ kg	Packing unit/pcs
				a	b	d1	d2	d4	c1	l3		
120	M 10	**169R10**	20	35	32.0	15.5	10.5	21.0	15.0	17	10.41	10
	M 12	**169R12**	20	35	32.0	15.5	13.0	21.0	16.0	18	10.65	10
	M 14	**169R14**	20	35	32.0	15.5	15.0	21.0	18.0	20	10.75	10
	M 16	**169R16**	20	35	32.0	15.5	17.0	21.0	19.0	22	10.72	10
	M 20	**169R20**	20	35	38.0	15.5	21.0	21.0	21.0	24	11.00	10
150	M 10	**170R10**	22	35	34.0	17.0	10.5	23.5	15.0	17	14.18	10
	M 12	**170R12**	22	35	34.0	17.0	13.0	23.5	16.0	18	14.33	10
	M 14	**170R14**	22	35	34.0	17.0	15.0	23.5	19.0	20	15.60	10
	M 16	**170R16**	22	35	34.0	17.0	17.0	23.5	19.0	22	15.24	10
	M 20	**170R20**	22	35	40.0	17.0	21.0	23.5	21.0	24	15.70	10
185	M 10	**171R10**	25	40	37.0	19.0	10.5	25.5	15.0	22	18.60	10
	M 12	**171R12**	25	40	37.0	19.0	13.0	25.5	16.0	22	18.69	10
	M 14	**171R14**	25	40	37.0	19.0	15.0	25.5	19.0	22	19.10	10
	M 16	**171R16**	25	40	37.0	19.0	17.0	25.5	19.0	22	19.00	10
	M 20	**171R20**	25	40	40.0	19.0	21.0	25.5	21.0	24	18.72	10
240	M 12	**172R12**	28	40	42.0	21.5	13.0	29.0	16.0	22	25.09	10
	M 14	**172R14**	28	40	42.0	21.5	15.0	29.0	19.0	22	25.70	10
	M 16	**172R16**	28	40	42.0	21.5	17.0	29.0	19.0	22	24.96	10
	M 20	**172R20**	28	40	45.0	21.5	21.0	29.0	21.0	24	25.26	10

▸ 10-240 mm² IEC tested

ⓘ Sleeves for compacted conductors and sleeves for 3- and 4-core conductors see chapter "Sleeves for compacted and sector shaped conductors-Cu"

▸ **Tools: see chart page 84**

Angle compression cable lugs, Cu, 45° angled



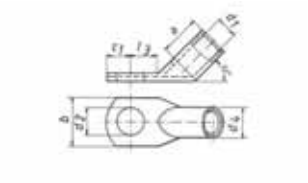

- Tube dimensions according to DIN 46235
- With code number for clear tool assignment
- For round conductors e.g VDE 0295 Class 1, 2, 5 and 6
- For pre-rounded multi-stranded sector shaped conductors
- Flat contact surface by special angle punching process

Characteristics

- Total cross-section: 6 - 240 mm²
- With crimp markings for correct crimping
- Annealed material optimises material and crimping properties
- Precise end machining for easy cable insertion

Material

- Copper acc. to EN 13600

Surface

- Tin-plated to protect against corrosion (other surfaces available upon request)

Order info

- Bright finish version also available, part number appendix "bk"

Nominal cross section mm²	Size of bolt dia.	Part No.	Code	Dimension mm a	b	d1	d2	d4	c1	l3	Weight/ 100 pcs. ~ kg	Packing unit/pcs
6	M 5	**161R545**	5	10	8.5	3.8	5.5	5.5	6.5	9	0.32	50
	M 6	**161R645**	5	10	8.5	3.8	6.5	5.5	7.5	10	0.34	50
10	M 5	**162R545**	6	10	9.0	4.5	5.5	6.0	7.0	10	0.36	50
	M 6	**162R645**	6	10	9.0	4.5	6.5	6.0	7.5	10	0.35	50
	M 8	**162R845**	6	10	13.0	4.5	8.5	6.0	10.0	13	0.39	50
16	M 6	**163R645**	8	20	13.0	5.5	6.5	8.5	7.5	11	1.20	50
	M 8	**163R845**	8	20	13.0	5.5	8.5	8.5	10.0	13	0.28	50
	M 10	**163R1045**	8	20	17.0	5.5	10.5	8.5	12.0	15	1.34	50
	M 12	**163R1245**	8	20	18.0	5.5	13.0	8.5	13.0	18	1.35	50
25	M 6	**164R645**	10	20	14.0	7.0	6.5	10.0	7.5	11	1.49	25
	M 8	**164R845**	10	20	16.0	7.0	8.5	10.0	10.0	13	1.60	25
	M 10	**164R1045**	10	20	17.0	7.0	10.5	10.0	12.0	15	1.64	25
	M 12	**164R1245**	10	20	19.0	7.0	13.0	10.0	13.0	18	1.73	25
35	M 8	**165R845**	12	20	17.0	8.2	8.5	12.5	10.0	13	2.72	25
	M 10	**165R1045**	12	20	19.0	8.2	10.5	12.5	12.0	15	2.92	25
	M 12	**165R1245**	12	20	21.0	8.2	13.0	12.5	13.0	18	2.98	25
	M 14	**165R1445**	12	20	21.0	8.2	15.0	12.5	14.5	20	3.03	25
50	M 8	**166R845**	14	28	20.0	10.0	8.5	14.5	10.0	13	4.63	25
	M 10	**166R1045**	14	28	22.0	10.0	10.5	14.5	12.0	16	4.84	25
	M 12	**166R1245**	14	28	24.0	10.0	13.0	14.5	13.0	18	4.94	25
	M 14	**166R1445**	14	28	24.0	10.0	15.0	14.5	14.5	20	4.96	25
	M 16	**166R1645**	14	28	28.0	10.0	17.0	14.5	16.0	22	4.92	25
70	M 8	**167R845**	16	28	24.0	11.5	8.5	16.5	10.0	14	6.40	25
	M 10	**167R1045**	16	28	24.0	11.5	10.5	16.5	12.0	16	6.76	25
	M 12	**167R1245**	16	28	24.0	11.5	13.0	16.5	13.0	18	6.90	25
	M 14	**167R1445**	16	28	24.0	11.5	15.0	16.5	14.5	20	6.72	25
	M 16	**167R1645**	16	28	30.0	11.5	17.0	16.5	16.0	22	6.96	25
95	M 10	**168R1045**	18	35	28.0	13.5	10.5	19.0	12.0	17	9.64	25
	M 12	**168R1245**	18	35	28.0	13.5	13.0	19.0	13.0	18	9.21	25
	M 14	**168R1445**	18	35	28.0	13.5	15.0	19.0	14.5	20	9.51	25
	M 16	**168R1645**	18	35	32.0	13.5	17.0	19.0	16.0	22	9.40	25

Angle compression cable lugs, Cu, 45° angled

Nominal cross section mm²	Size of bolt dia.	Part No.	Code	Dimension mm a	b	d1	d2	d4	c1	l3	Weight/ 100 pcs. ~ kg	Packing unit/pcs
120	M 10	**169R1045**	20	35	32.0	15.5	10.5	21.0	15.0	17	11.09	10
	M 12	**169R1245**	20	35	32.0	15.5	13.0	21.0	16.0	18	11.45	10
	M 14	**169R1445**	20	35	32.0	15.5	15.0	21.0	18.0	20	11.55	10
	M 16	**169R1645**	20	35	32.0	15.5	17.0	21.0	19.0	22	11.76	10
	M 20	**169R2045**	20	35	38.0	15.5	21.0	21.0	21.0	24	11.55	10
150	M 10	**170R1045**	22	35	34.0	17.0	10.5	23.5	15.0	17	15.93	10
	M 12	**170R1245**	22	35	34.0	17.0	13.0	23.5	16.0	18	16.08	10
	M 14	**170R1445**	22	35	34.0	17.0	15.0	23.5	19.0	20	16.38	10
	M 16	**170R1645**	22	35	34.0	17.0	17.0	23.5	19.0	22	16.90	10
	M 20	**170R2045**	22	35	40.0	17.0	21.0	23.5	21.0	24	16.49	10
185	M 10	**171R1045**	25	40	37.0	19.0	10.5	25.5	15.0	22	20.16	10
	M 12	**171R1245**	25	40	37.0	19.0	13.0	25.5	16.0	22	19.60	10
	M 14	**171R1445**	25	40	37.0	19.0	15.0	25.5	19.0	22	20.05	10
	M 16	**171R1645**	25	40	37.0	19.0	17.0	25.5	19.0	22	19.68	10
	M 20	**171R2045**	25	40	40.0	19.0	21.0	25.5	21.0	24	19.95	10
240	M 12	**172R1245**	28	40	42.0	21.5	13.0	29.0	16.0	22	26.46	10
	M 14	**172R1445**	28	40	42.0	21.5	15.0	29.0	19.0	22	26.99	10
	M 16	**172R1645**	28	40	42.0	21.5	17.0	29.0	19.0	22	26.92	10
	M 20	**172R2045**	28	40	45.0	21.5	21.0	29.0	21.0	24	26.88	10

▸ 10-240 mm² IEC tested

ⓘ Sleeves for compacted conductors and sleeves for 3- and 4-core conductors see chapter "Sleeves for compacted and sector shaped conductors-Cu"

▸ **Tools: see chart page 84**

Compression cable lugs DIN special type, Cu, with 2 long holes

- **Tube dimensions according to DIN 46235**
- **With code number for clear tool assignment**
- **For round conductors e.g VDE 0295 Class 1, 2, 5 and 6**
- **For pre-rounded multi-stranded sector shaped conductors**

DIN

IEC



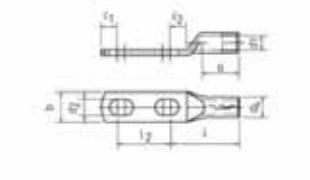

Characteristics

- Total cross-section: 70 - 240 mm²
- With crimp markings for correct crimping
- Annealed material optimises material and crimping properties
- Flat contact surface by special pressing technique
- Precise end machining for easy cable insertion

Material

- Copper acc. to EN 13600

Surface

- Tin-plated to protect against corrosion (other surfaces available upon request)

Order info

- Bright finish version also available, part number appendix "bk"

Nominal cross section mm²	Size of bolt dia.	Part No.	Code	Dimension mm a	b	d1	d2	d4	c1	c2	l	l2	Weight/ 100 pcs. ~ kg	Packing unit/pcs
70	2 x M 12	**147D212**	16	28	24	11.5	13	16.5	13	13	55	50 - 62	10.82	5
95		**148D212**	18	35	28	13.5	13	19.0	13	13	65	50 - 62	15.24	5
120		**149D212**	20	35	32	15.5	13	21.0	16	17	70	50 - 62	18.62	5
150		**150D212**	22	35	34	17.0	13	23.5	16	17	78	50 - 62	26.10	5
185		**151D212**	25	40	37	19.0	13	25.5	16	17	82	50 - 62	30.48	5
240		**152D212**	28	40	42	21.5	13	29.0	16	17	92	50 - 62	41.52	5

ⓘ Sleeves for compacted conductors and sleeves for 3- and 4-core conductors see chapter "Sleeves for compacted and sector shaped conductors-Cu"

▸ **Tools: see chart page 84**

Compression cable lugs, special type, Cu, with one hole, double crimping



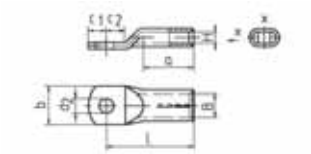

DIN

Special design for mounting of 2 multi-stranded cables according to VDE 0295 Class 2

Characteristics
- Total cross-section: 2 x 50 - 2 x 120 mm²
- Annealed material optimises material and crimping properties
- Precise end machining for easy cable insertion

Material
- Copper acc. to EN 13600

Surface
- Tin-plated to protect against corrosion (other surfaces available upon request)

Order info
- Bright finish version also available, part number appendix "bk"

Nominal cross section mm²	Size of bolt dia.	Part No.	Code	Dimension mm a	b	d2	c1	c2	l	H	B	Weight/ 100 pcs. ~ kg	Packing unit/pcs
2 x 50	M 12	**136DP12**	22 DP	35	34	13	16	17	78	10.0	20	16.30	5
2 x 70		**137DP12**	24 DP	40	37	13	16	17	82	11.5	23	18.90	5
2 x 95		**138DP12**	29 DP	40	42	13	16	17	92	13.5	27	27.12	5
2 x 120		**139DP12**	32 DP	50	48	13	19	22	100	15.5	31	33.50	5

Tools: see chart page 85

Compression cable lugs, special type, Cu, with two long holes, double crimping



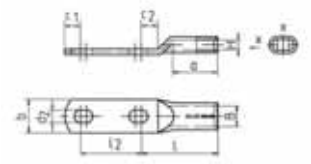

DIN

Special design for mounting of 2 multi-stranded cables according to VDE 0295 Class 2

Characteristics
- Total cross-section: 2 x 50 - 2 x 120 mm²
- Annealed material optimises material and crimping properties
- Precise end machining for easy cable insertion
- Flat contact surface by special pressing technique

Material
- Copper acc. to EN 13600

Surface
- Tin-plated to protect against corrosion (other surfaces available upon request)

Order info
- Bright finish version also available, part number appendix "bk"

Nominal cross section mm²	Size of bolt dia.	Part No.	Code	Dimension mm a	b	d2	c1	c2	l	l2	H	B	Weight/ 100 pcs. ~ kg	Packing unit/pcs
2 x 50	2 x M 12	**136DP212**	22 DP	35	34	13	16	17	78	50 - 62	10.0	20	23.20	5
2 x 70		**137DP212**	24 DP	40	37	13	16	17	82	50 - 62	11.5	23	29.64	5
2 x 95		**138DP212**	29 DP	40	42	13	16	17	92	50 - 62	13.5	27	38.50	5
2 x 120		**139DP212**	32 DP	50	48	13	19	22	100	50 - 62	15.5	31	45.80	5

Tools: see chart page 85

Compression joints acc. to DIN, Cu

- **Acc. to DIN 46267, part 1**
- **With code number for clear tool assignment**
- **With crimp markings for correct crimping**



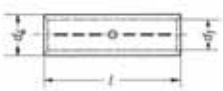

Characteristics

- Total cross-section: 6 - 1000 mm²
- With buttmarks for precise cable insertion
- Annealed material optimises material and crimping properties
- Precise end machining for easy cable insertion

Material

- Copper acc. to EN 13600

Surface

- Tin-plated

Order info

- Bright finish version also available, part number appendix "bk"

Nominal cross section mm²	Part No.	Code	Dimension mm d1	d4	l	Weight/ 100 pcs. ~ kg	Packing unit/pcs
6	**121R**	5	3.8	5.5	30	0.31	100
10	**122R**	6	4.5	6.0	30	0.34	100
16	**123R**	8	5.5	8.5	50	1.45	100
25	**124R**	10	7.0	10.0	50	1.77	50
35	**125R**	12	8.2	12.5	50	2.89	50
50	**126R**	14	10.0	14.5	56	4.26	50
70	**127R**	16	11.5	16.5	56	5.41	50
95	**128R**	18	13.5	19.0	70	8.62	25
120	**129R**	20	15.5	21.0	70	9.66	25
150	**130R**	22	17.0	23.5	80	14.50	10
185	**131R**	25	19.0	25.5	85	17.00	10
240	**132R**	28	21.5	29.0	90	23.41	10
300	**133R**	32	24.5	32.0	100	29.23	5
400	**134R**	38	27.5	38.5	150	74.32	5
500	**135R**	42	31.0	42.0	160	89.09	1
625	**136R**	44	34.5	44.0	160	79.10	1
800	**137R**	52	40.0	52.0	200	151.00	1
1000	**138R**	58	44.0	58.0	200	198.00	1

- 10-800 mm² IEC tested
- Sleeves for compacted conductors and sleeves for 3- and 4-core conductors see chapter "Sleeves for compacted and sector shaped conductors-Cu"
- Reduction sleeves to connect different cross sections can be found on page 83
- **Tools: see chart page 84**

Compression joints, Cu





- Barrier design with oil stop
- Tube dimension to DIN 46267 part 1
- With code number for clear tool assignment

Characteristics

- Total cross-section: 16 - 625 mm²
- For non-tension connections
- With crimp markings for correct crimping
- Annealed material optimises material and crimping properties
- Precise end machining for easy cable insertion

Material

- Copper acc. to EN 13600

Surface

- Tin-plated to protect against corrosion (other surfaces available upon request)

Order info

- Bright finish version also available, part number appendix "bk"

Nominal cross section mm²	Part No.	Code	Dimension mm d1	d4	l	Weight/ 100 pcs. ~ kg	Packing unit/pcs
16	**523R**	8	5.5	8.5	50	1.54	25
25	**524R**	10	7.0	10.0	50	1.84	25
35	**525R**	12	8.2	12.5	50	2.99	25
50	**526R**	14	10.0	14.5	56	4.46	25
70	**527R**	16	11.5	16.5	56	5.61	25
95	**528R**	18	13.5	19.0	70	8.88	25
120	**529R**	20	15.5	21.0	70	10.06	5
150	**530R**	22	17.0	23.5	80	14.89	5
185	**531R**	25	19.0	25.5	85	17.57	5
240	**532R**	28	21.5	29.0	90	24.23	5
300	**533R**	32	24.5	32.0	100	30.15	5
400	**534R**	38	27.5	38.5	150	75.60	5
500	**535R**	42	31.0	42.0	160	92.00	1
625	**536R**	44	34.5	44.0	160	81.50	1

Sleeves for compacted conductors and sleeves for 3- and 4-core conductors see chapter "Sleeves for compacted and sector shaped conductors-Cu"
Reduction sleeves to connect different cross sections can be found at 83
Tools: see chart page 84

Compression joint for cable connections 10-30 kV, copper

- Tube dimension to DIN 46267 part 1
- With code number for clear tool assignment
- For copper medium-voltage cable connections 10-30 kV
- With bevelled edges for reduced winding expenditure for the assembly



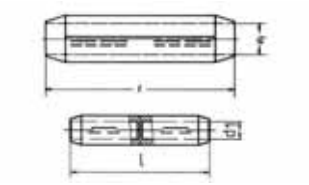

Characteristics

- Total cross-section: 25 - 400 mm²
- For non-tension connections
- Also available as barrier design with oil stop
- With crimp markings for correct crimping
- Annealed material optimises material and crimping properties
- Precise end machining for easy cable insertion

Material

- Copper acc. to EN 13600

Surface

- Bright finished

Order info

- Tinned version also available, part number appendix "v"

Nominal cross section mm²	Part No.	Code	Dimension mm d1	Dimension mm l	Number of crimps mech.	Number of crimps hydr.	Weight/ 100 pcs. ~ kg	Packing unit/pcs
Standard type								
25	**504R**	12	7.5	60	2/2	1/1	4.08	10
35	**505R**	12	8.2	60	2/2	1/1	3.56	10
50	**506R**	14	10.0	65	3/3	1/1	4.90	10
70	**507R**	16	11.5	65	3/3	1/1	6.10	10
95	**508R**	18	13.5	90	4/4	2/2	10.98	10
120	**509R**	20	15.5	90	4/4	2/2	12.68	5
150	**510R**	22	17.0	105	4/4	2/2	18.09	5
185	**511R**	25	19.0	105	4/4	2/2	20.35	5
240	**512R**	28	21.5	125		2/2	31.64	5
300	**513R**	32	24.5	125		2/2	35.40	1
400	**514R**	38	27.5	160		3/3	75.42	1
Barrier version								
25	**504RLD**	12	7.5	60	2/2	1/1	4.08	25
35	**505RLD**	12	8.2	60	2/2	1/1	3.56	10
50	**506RLD**	14	10.0	65	3/3	1/1	4.90	10
70	**507RLD**	16	11.5	65	3/3	1/1	6.40	10
95	**508RLD**	18	13.5	90	4/4	2/2	10.98	10
120	**509RLD**	20	15.5	90	4/4	2/2	12.68	5
150	**510RLD**	22	17.0	105	4/4	2/2	18.84	5
185	**511RLD**	25	19.0	105	4/4	2/2	20.35	5
240	**512RLD**	28	21.5	125		2/2	31.64	5
300	**513RLD**	32	24.5	125		2/2	35.40	1
400	**514RLD**	38	27.5	160		3/3	75.42	1

Reduction sleeves to connect different cross sections can be found at page 83
Tools: see chart page 84

Compression joints acc. to DIN, Cu





- For full tension cable connections
- Acc. to DIN 48085, part 1
- With code number for clear tool assignment

Characteristics

- Total cross-section: 6 - 300 mm²
- With crimp markings for correct crimping
- Precise end machining for easy cable insertion

Material

- Copper acc. to EN 13600

Surface

- Bright finished

Nominal cross section mm²	Part No.	Code	Dimension mm d1	d4	l	Number of crimps mech.	hydr.	Conductor dia. mm	Weight/ 100 pcs. ~ kg	Packing unit/ pcs
6	*181R	6	3.5	6.5	65	4/4		3.00	1.4	10
10	182R	8	4.5	8.5	80	5/5		4.05	3.0	10
16	183R	8	5.5	8.5	95	5/5		5.10	2.8	10
25	184R	10	7.0	10.0	95	5/5		6.30	3.4	10
35	185R	12	8.2	12.5	95	5/5		7.50	5.6	10
50	186R	14	10.0	14.5	110	5/5		9.00	8.6	10
70	187R	16	11.5	16.5	110	5/5		10.50	10.8	10
95	188R	20	13.5	21.0	145	8/8	4/4	12.50	26.2	10
120	189R	22	15.0	23.5	160	8/8	4/4	14.00	36.8	10
150	190R	25	16.5	25.5	180	8/8	4/4	15.70	47.5	5
185	*191R	32	18.5	31.5	260		5/5	17.50	118.0	5
240	*192R	34	21.0	34.5	310		6/6	20.20	163.0	5
300	*193R	38	23.5	38.5	360			22.50	235.0	1

- * = not standardized
- 16-70 mm² IEC tested
- **Tools: see chart page 84**

Reduction sleeves, Cu

- For multi-stranded conductors e.g. VDE 0295 Class 2
- For connecting different conductor cross-sections
- For use in DIN compression joints and connectors, standard type





Characteristics

- Total cross-section: 25 - 400 mm²
- For non-tension connections
- Precise end machining for easy cable insertion

Material

- Copper acc. to EN 13600

Surface

- Bright finished

Part No.	Nominal cross section mm² from	Nominal cross section mm² to	Dimension mm d1	d4	l	Weight/ 100 pcs. ~ kg	Packing unit/pcs
RH2510	25	10	4.6	6.6	25	0.358	25
RH2516	25	16	5.5	6.6	25	0.350	25
RH3510	35	10	4.5	8.0	25	0.707	25
RH3516	35	16	5.5	8.0	25	0.570	25
RH3525	35	25	7.0	8.0	25	0.253	25
RH5016	50	16	5.5	9.5	33	1.326	25
RH5025	50	25	7.0	9.5	33	0.923	25
RH5035	50	35	8.5	9.5	33	0.404	25
RH7025	70	25	7.0	11.0	33	1.580	25
RH7035	70	35	8.5	11.0	33	1.102	25
RH7050	70	50	10.0	11.0	33	0.486	25
RH9535	95	35	8.5	13.0	45	2.940	25
RH9550	95	50	10.0	13.0	45	2.136	25
RH9570	95	70	11.5	13.0	45	1.100	25
RH12050	120	50	10.0	15.0	45	3.802	25
RH12070	120	70	11.5	15.0	45	2.874	25
RH12095	120	95	13.5	15.0	45	1.340	25
RH15070	150	70	11.5	16.5	53	5.008	5
RH15095	150	95	13.5	16.5	53	3.212	5
RH150120	150	120	15.5	16.5	53	1.248	5
RH18595	185	95	13.5	18.5	53	5.824	5
RH185120	185	120	15.5	18.5	53	3.756	5
RH185150	185	150	17.0	18.5	53	1.660	5
RH240120	240	120	15.5	21.0	55	7.412	5
RH240150	240	150	17.0	21.0	55	5.740	5
RH240185	240	185	19.0	21.0	55	3.036	5
RH300150	300	150	17.0	24.0	58	11.200	5
RH300185	300	185	19.0	24.0	58	8.390	5
RH300240	300	240	21.5	24.0	58	4.526	5
RH400185	400	185	19.0	27.0	80	20.100	5
RH400240	400	240	21.5	27.0	80	14.270	5
RH400300	400	300	24.5	27.0	80	8.800	5

Please observe instructions in technical appendix / notes for fitting of connecting materials on page i-7

DIN



Tool application chart

Compression cable lugs and compression joints

Crimping range corresponds to nominal cross-section mm²	Crimping tools		Tool type						Crimp profile	Page (Tool)
	Tools	Crimping head/ Adapter	Mechanical crimping tools	mechanical, electrical, pneumatic, crimping tools with interchangeable dies/heads	Hand hydraulic crimping tools	Battery powered crimping tools	Hydraulic crimping systems	Hydraulic crimping heads		
6-50	K05D		•						⬡	247
6-120	K354			•					⬡	260
	EK354					•			⬡	314
	EK354L					•			⬡	316
6-185	K18			•					⬡	262
	HK6018				•				⬡	286
	EK505L					•			⬡	318
	EK5018L					•			⬡	320
	PK18							•	⬡	362
	THK18						•		⬡	362
	HK60UNV	+ UA18			•				⬡	354
	EK60UNVL	+ UA18				•			⬡	357
	EKM60UNVL	+ UA18				•			⬡	356
	PK60UNV	+ UA18						•	⬡	355
6-240	K22			•					⬡	264
	HK6022				•				⬡	288
	EK6022L					•			⬡	324
	EKM6022L					•			⬡	322
	PK22							•	⬡	364
	THK22						•		⬡	364
	HK60UNV	+ UA22			•				⬡	354
	EK60UNVL	+ UA22				•			⬡	357
	EKM60UNVL	+ UA22				•			⬡	356
	PK60UNV	+ UA22						•	⬡	355
	HK12030				•				⬡	292
	HK12042				•				⬡	294
	HK120U				•				⬡	296
	EK12030L					•			⬡	330
	EK12042L					•			⬡	332
	EK120UL					•			⬡	334
	HK122EL380						•		⬡	390
	PK12042							•	⬡	368
	PK120U							•	⬡	370
10-120	K06D		•						⬡	250
16-95	K08D		•						⬡	248
16-300	EK120UNVL					•			⬡	358
	HK252						•		⬡	388
16-625	HK252EL380						•		⬡	391
	PK252							•	⬡	372

DIN



Tool application chart

Crimping range corresponds to nominal cross-section mm²	Crimping tools		Tool type						Crimp profile	Page (Tool)
	Tools	Crimping head/ Adapter	Mechanical crimping tools	mechanical, electrical, pneumatic, crimping tools with interchangeable dies/heads	Hand hydraulic crimping tools	Battery powered crimping tools	Hydraulic crimping systems	Hydraulic crimping heads		
25-150	K09D		•						⬡	251
120-1000	HK45				•				⬡	389
	PK45							•	⬡	374

DIN

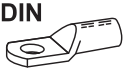

Tool application chart

Double compression cable lugs

Crimping range corresponds to nominal cross-section mm²	Crimping tools		Tool type						Crimp profile	Page (Tool)
	Tools	Crimping head/ Adapter	Mechanical crimping tools	mechanical, electrical, pneumatic, crimping tools with interchangeable dies/heads	Hand hydraulic crimping tools	Battery powered crimping tools	Hydraulic crimping systems	Hydraulic crimping heads		
2x50-2x70	K22			•					⬭	264
	HK6022				•				⬭	288
	EK6022L					•			⬭	324
	EKM6022L					•			⬭	322
	PK22							•	⬭	364
	THK22						•		⬭	364
	HK60UNV	+ UA22			•				⬭	354
	EK60UNVL	+ UA22				•			⬭	357
	EKM60UNVL	+ UA22				•			⬭	356
	PK60UNV	+ UA22						•	⬭	355
2x50-2x95	HK12030				•				⬭	292
	HK12042				•				⬭	294
	HK120U				•				⬭	296
	EK12030L					•			⬭	330
	EK12042L					•			⬭	332
	EK120UL					•			⬭	334
	EK120UNVL					•			⬭	358
	HK122EL380						•		⬭	390
	PK12042							•	⬭	368
	PK120U							•	⬭	370
2x50-2x120	HK252						•		⬭	388
	HK252EL380						•		⬭	391
	PK252							•	⬭	372

One design,
a host of quality features.



Solderless terminals to DIN 46234 and pin terminals to DIN 46230.

Klauke solderless terminals to DIN 46234 are the ideal solution for processing multi-stranded, fine stranded and superfine stranded conductors. Depending on the application, Klauke pin terminals to DIN 46230 are also the ideal solution for multi-stranded and fine stranded conductors. Special fork-type versions are also available.

All cable lugs are punched from highly conductive copper plate, hard soldered in the crimping area and equipped with a special grooved profile. The tin-plated finish ensures optimised protection against oxidation. The material is designed for continuous operation up to 120 °C.



The hard-soldered crimping area guarantees optimised stability. The soldering shows no signs of cracking, even after the crimping operation and the corresponding mechanical strain.



- **Hard-soldered solderless terminals and pin terminals with a grooved profile in the crimping area.**
- **Versions with halogen-free polyamide insulation.**
- **Special design for meter connections.**
- **Special connectors to DIN 46341 Form A and B.**

Quality *in detail.*



- With grooved profile on the inside.
- **Hard-soldered in the crimping area.**
- Solderless terminals with nominal cross sections from 0.5 mm^2 to 240 mm^2.
- Pin terminals with nominal cross sections from 0.5 mm^2 to 95 mm^2.

Benefits:

- Higher tensile strength due to internal grooved profile.
- No splitting of terminals during indent crimping on the soldered seam.
- Multi-stranded, fine stranded and superfine stranded conductors allow quick and trouble-free assembly.
- This comparatively short design is the ideal solution for control cabinet connections.

A host of advantages with **polyamide insulation.**



- Cable lugs with halogen-free insulating sleeve.
- No abutting edge for “easy-entry”.
- Burr-free edges.
- Entire surface tin-plated.

Benefits:

- No hydrochloric acid-containing vapours in case of fire.
- **Fine stranded conductors can be inserted quickly** without individual wires being bent back.
- No reduction of cross section by bent wires.
- No insulation damage during crimping.
- The connecting materials do not break even when crimping on the soldered seam.

More from Page 90.

Meters to be **connected** *better.*

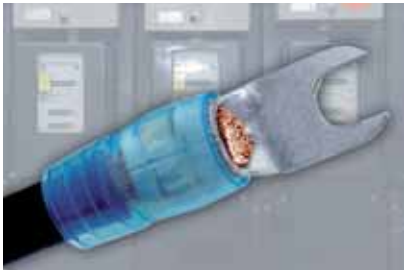

- Special designs for meter connection.

Benefits:

- The fork-type cable lugs can be connected to meters **quickly and simply**, even in tight areas.

More on Page 94.

We highly recommend indent crimping for solderless terminals and pin terminals to guarantee optimal hold. Specific information can be found in the cross references on the product pages.

Solderless terminals acc. to DIN - Cu



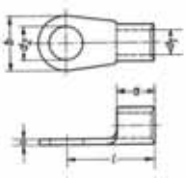

- Acc. to DIN 46234
- For conductors e.g. to VDE 0295 Class 2, 5 and 6
- Hard soldered in crimping area

Characteristics
- Total cross-section: 0.5 - 240 mm²
- With grooved profile for improved contact characteristics

Material
- Cu-ETP

Surface
- Tin-plated to protect against corrosion (other surfaces available upon request)

Order info
- Now also available in handy plastic boxes for smaller requirements, part number appendix "SB"

Nominal cross section mm²	Nominal size to DIN	Part No.	Dimension mm a	b	d1	d2	l	s	Weight/ 100 pcs. ~ kg	Packing unit/ pcs
0.5 - 1	2.5 - 1	**162025**	5	6	1.6	2.8	11	0.8	0.060	100
	3 - 1	**16203**	5	6	1.6	3.2	11	0.8	0.060	100
	3.5 - 1	**162035**	5	6	1.6	3.7	11	0.8	0.055	100
	4 - 1	**16204**	5	8	1.6	4.3	12	0.8	0.070	100
	5 - 1	**16205**	5	10	1.6	5.3	13	0.8	0.090	100
	6 - 1	***16206**	5	11	1.6	6.5	15	0.8	0.080	100
	8 - 1	***16208**	5	14	1.6	8.4	17	0.8	0.130	100
	10 - 1	***162010**	5	18	1.6	10.5	19	0.8	0.130	100
1.5 - 2.5	3 - 2.5	**16303**	5	6	2.3	3.2	11	0.8	0.065	100
	3.5 - 2.5	**163035**	5	6	2.3	3.7	11	0.8	0.065	100
	4 - 2.5	**16304**	5	8	2.3	4.3	12	0.8	0.080	100
	5 - 2.5	**16305**	5	10	2.3	5.3	14	0.8	0.090	100
	6 - 2.5	**16306**	5	11	2.3	6.5	16	0.8	0.110	100
	8 - 2.5	**16308**	5	14	2.3	8.4	17	0.8	0.130	100
	10 - 2.5	***163010**	5	15	2.3	10.5	17	0.8	0.160	100
	12 - 2.5	***163012**	5	18	2.3	13.0	19	0.8	0.160	100
4 - 6	4 - 6	**16504**	6	8	3.6	4.3	14	1.0	0.140	100
	5 - 6	**16505**	6	10	3.6	5.3	15	1.0	0.160	100
	6 - 6	**16506**	6	11	3.6	6.5	16	1.0	0.170	100**
	8 - 6	**16508**	6	14	3.6	8.4	19	1.0	0.220	100
	10 - 6	**165010**	6	18	3.6	10.5	21	1.0	0.290	100
	12 - 6	***165012**	6	18	3.6	13.0	21	1.0	0.280	100
10	5 - 10	**16525**	8	10	4.5	5.3	16	1.1	0.230	100
	6 - 10	**16526**	8	11	4.5	6.5	17	1.1	0.240	100
	8 - 10	**16528**	8	14	4.5	8.4	20	1.1	0.290	100**
	10 - 10	**165210**	8	18	4.5	10.5	21	1.1	0.340	100
	12 - 10	**165212**	8	22	4.5	13.0	23	1.1	0.420	100
16	5 - 16	**16535**	10	11	5.8	5.3	20	1.2	0.390	100
	6 - 16	**16536**	10	11	5.8	6.5	20	1.2	0.380	100
	8 - 16	**16538**	10	14	5.8	8.4	22	1.2	0.430	100**
	10 - 16	**165310**	10	18	5.8	10.5	24	1.2	0.500	100
	12 - 16	**165312**	10	22	5.8	13.0	26	1.2	0.580	100

Solderless terminals acc. to DIN - Cu

Nominal cross section mm²	Nominal size to DIN	Part No.	Dimension mm a	b	d1	d2	l	s	Weight/ 100 pcs. ~ kg	Packing unit/ pcs
25	5 - 25	**16545**	11	12	7.5	5.3	25	1.5	0.750	100
	6 - 25	**16546**	11	12	7.5	6.5	25	1.5	0.690	100
	8 - 25	**16548**	11	16	7.5	8.4	25	1.5	0.750	100**
	10 - 25	**165410**	11	18	7.5	10.5	26	1.5	0.760	100
	12 - 25	**165412**	11	22	7.5	13.0	31	1.5	0.920	100
	16 - 25	**165416**	11	28	7.5	17.0	35	1.5	1.320	100
35	6 - 35	**16556**	12	15	9.0	6.5	26	1.6	1.010	100
	8 - 35	**16558**	12	16	9.0	8.4	26	1.6	0.980	100**
	10 - 35	**165510**	12	18	9.0	10.5	27	1.6	1.000	100
	12 - 35	**165512**	12	22	9.0	13.0	31	1.6	1.260	100
	16 - 35	**165516**	12	28	9.0	17.0	36	1.6	1.550	100
50	6 - 50	**16566**	16	18	11.0	6.5	34	1.8	1.650	100
	8 - 50	**16568**	16	18	11.0	8.4	34	1.8	1.650	100**
	10 - 50	**165610**	16	18	11.0	10.5	34	1.8	1.600	100
	12 - 50	**165612**	16	22	11.0	13.0	36	1.8	1.800	100
	16 - 50	**165616**	16	28	11.0	17.0	40	1.8	2.100	100
70	6 - 70	**16576**	18	22	13.0	6.5	38	2.0	2.600	50
	8 - 70	**16578**	18	22	13.0	8.4	38	2.0	2.500	50
	10 - 70	**165710**	18	22	13.0	10.5	38	2.0	2.500	50
	12 - 70	**165712**	18	22	13.0	13.0	38	2.0	2.400	50
	16 - 70	**165716**	18	28	13.0	17.0	42	2.0	2.700	50
95	8 - 95	**16588**	20	24	15.0	8.4	42	2.5	4.300	50
	10 - 95	**165810**	20	24	15.0	10.5	42	2.5	4.100	50
	12 - 95	**165812**	20	24	15.0	13.0	42	2.5	3.900	50
	16 - 95	**165816**	20	28	15.0	17.0	44	2.5	4.100	50
120	8 - 120	**16598**	22	24	17.0	8.4	44	3.0	5.601	50
	10 - 120	**165910**	22	24	17.0	10.5	44	3.0	5.600	50
	12 - 120	**165912**	22	24	17.0	13.0	44	3.0	5.400	50
	16 - 120	**165916**	22	28	17.0	17.0	48	3.0	5.800	50
150	10 - 150	**166010**	24	30	19.0	10.5	50	3.2	7.600	50
	12 - 150	**166012**	24	30	19.0	13.0	50	3.2	7.600	50
	16 - 150	**166016**	24	30	19.0	17.0	50	3.2	7.500	50
185	12 - 185	**166112**	28	36	21.0	13.0	50	3.5	11.300	50
	16 - 185	**166116**	28	36	21.0	17.0	50	3.5	11.300	50
240	12 - 240	**166212**	32	38	23.5	13.0	56	4.0	15.900	25
	16 - 240	**166216**	32	38	23.5	17.0	56	4.0	15.900	25

- * = not standardized
- ** = Also available in small handy packs
- 0.5 - 6 mm² not UL certificated
- **Tools: see chart page 97**

Insulated solderless terminals, Cu, Easy entry



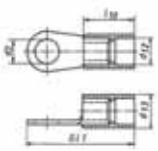

- For conductors e.g. to VDE 0295 Class 2, 5 and 6
- High-quality brazing process in the crimp area

Characteristics

- Total cross-section: 10 - 150 mm²
- Insulation sleeve PA, halogen-free with easy-entry cable insertion
- Dimensions in tube according to DIN 46234
- With grooved profile for improved contact characteristics
- Cross-section-dependent colour-coding
- Heat resistant to 105° C

Material

- Cu-ETP

Surface

- Tin-plated to protect against corrosion (other surfaces available upon request)

Nominal cross section mm²	Part No.	Colour	Dimension mm					weight 100 pcs. ~kg		Packing unit/ pcs
			d12	d13	d2	Gl1	l10	Cu	Total	
10	6525	red	6.7	8.6	5.3	34.0	19.0	0.27	0.27	100
	6526	red	6.7	8.6	6.5	34.0	19.0	0.24	0.28	100
	6528	red	6.7	8.6	8.4	37.5	19.0	0.29	0.33	100
	65210	red	6.7	8.6	10.5	41.5	19.0	0.34	0.38	100
	65212	red	6.7	8.6	13.0	45.5	19.0	0.42	0.46	100
16	6535	blue	7.7	9.6	5.3	39.5	20.5	0.39	0.44	100
	6536	blue	7.7	9.6	6.5	39.5	20.5	0.38	0.43	100
	6538	blue	7.7	9.6	8.4	41.5	20.5	0.43	0.48	100
	65310	blue	7.7	9.6	10.5	43.5	20.5	0.50	0.55	100
	65312	blue	7.7	9.6	13.0	50.5	20.5	0.58	0.63	100
25	6545	yellow	11.0	13.0	5.3	40.0	20.0	0.75	0.84	50
	6546	yellow	11.0	13.0	6.5	42.5	20.0	0.69	0.78	50
	6548	yellow	11.0	13.0	8.4	43.0	20.0	0.75	0.84	50
	65410	yellow	11.0	13.0	10.5	45.0	20.0	0.80	0.89	50
	65412	yellow	11.0	13.0	13.0	51.0	20.0	0.92	1.00	50
	65416	yellow	11.0	13.0	17.0	59.0	20.0	1.32	1.40	50
35	6556	red	12.7	15.0	6.5	44.0	22.5	1.01	1.14	50
	6558	red	12.7	15.0	8.4	44.5	22.5	0.98	1.10	50
	65510	red	12.7	15.0	10.5	46.5	22.5	1.00	1.12	50
	65512	red	12.7	15.0	13.0	52.5	22.5	1.26	1.38	50
	65516	red	12.7	15.0	17.0	54.5	22.5	1.55	1.67	50
50	6566	blue	15.4	18.0	6.5	54.5	27.5	1.65	1.90	50
	6568	blue	15.4	18.0	8.4	60.5	27.5	1.65	1.90	50
	65610	blue	15.4	18.0	10.5	60.5	27.5	1.60	1.85	50
	65612	blue	15.4	18.0	13.0	60.5	27.5	1.80	2.05	50
	65616	blue	15.4	18.0	17.0	67.5	27.5	2.10	2.35	50
70	6576	yellow	17.4	20.0	6.5	61.5	30.5	2.60	2.90	50
	6578	yellow	17.4	20.0	8.4	61.5	30.5	2.50	2.80	50
	65710	yellow	17.4	20.0	10.5	66.5	30.5	2.50	2.80	50
	65712	yellow	17.4	20.0	13.0	66.5	30.5	2.40	2.70	50
	65716	yellow	17.4	20.0	17.0	70.5	30.5	2.70	3.00	50
95	65810	red	20.5	23.5	10.5	70.0	34.0	4.10	4.50	25
	65812	red	20.5	23.5	13.0	70.0	34.0	3.90	4.40	25
	65816	red	20.5	23.5	17.0	76.0	34.0	4.10	4.50	25

Insulated solderless terminals, Cu, Easy entry

Nominal cross section mm²	Part No.	Colour	Dimension mm d12	d13	d2	Gl1	l10	weight 100 pcs. ~kg Cu	Total	Packing unit/ pcs
120	**65910**		23.5	26.7	10.5	79.0	36.0	5.60	6.10	25
	65912		23.5	26.7	13.0	82.0	36.0	5.40	5.90	25
	65916		23.5	26.7	17.0	90.0	36.0	5.80	6.30	25
150	**66010**		26.0	29.2	10.5	80.0	39.0	7.60	8.40	25
	66012		26.0	29.2	13.0	83.0	39.0	7.60	8.40	25
	66016		26.0	29.2	17.0	83.0	39.0	7.50	8.30	25

Tools: see chart page 99

Insulated pin terminals, Cu, Easy entry

- **For conductors e.g. VDE 0295 Class 2**
- **High-quality brazing process in the crimp area**





Characteristics

- Total cross-section: 10 - 95 mm²
- Insulation sleeve PA, halogen-free with easy-entry cable insertion
- With grooved profile for improved contact characteristics
- Cross-section-dependent colour-coding
- Heat resistant to 105° C

Material

- Cu-ETP

Surface

- Tin-plated to protect against corrosion (other surfaces available upon request)

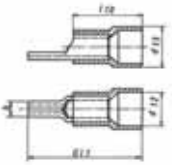

Nominal cross section mm²	Part No.	Colour	Dimension mm b	d12	d13	Gl1	l10	Weight 100 pcs. ~kg Cu	Total	Packing unit/ pcs
10	**ST1716IS**		4.3	7.4	9.4	33.0	19.0	0.27	0.31	100
16	**ST1717IS**		5.5	8.6	10.6	38.0	20.0	0.39	0.44	100
25	**ST1718IS**		6.8	12.5	14.5	43.5	23.5	0.63	0.73	50
35	**ST1719IS**		8.0	14.0	16.4	51.5	27.5	1.17	1.34	50
50	**ST1720IS**		9.5	15.5	18.0	59.0	33.0	1.79	2.10	50
70	**ST1721IS**		11.0	18.0	20.5	69.0	38.0	2.92	3.20	50
95	**ST1722IS**		12.5	20.7	23.5	71.0	40.0	4.30	4.70	25

Tools: see chart page 99

Solderless terminals Cu, fork type



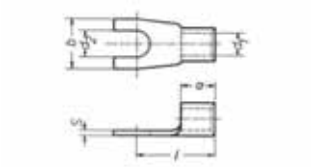

- Dimensions in tube to 6 mm² to DIN 46234
- Fork-type version for simple and direct screw mounting
- High-quality brazing process in the crimp area

Characteristics
- Total cross-section: 0.5 - 16 mm²
- With grooved profile for improved contact characteristics

Material
- Cu-ETP

Surface
- Tin-plated to protect against corrosion (other surfaces available upon request)

Nominal cross section mm²	Nominal size to DIN	Part No.	Dimension mm a	b	d1	d2	l	s	Weight/ 100 pcs. ~ kg	Packing unit/ pcs
0.5 - 1	3 - 1	**1620C3**	5.0	6.0	1.6	3.2	11.0	0.8	0.060	100
	3.5 - 1	**1620C35**	5.0	6.0	1.6	3.7	11.0	0.8	0.060	100
	4 - 1	**1620C4**	5.0	6.8	1.6	4.3	12.0	0.8	0.070	100
	5 - 1	**1620C5**	5.0	10.0	1.6	5.3	13.0	0.8	0.090	100
	6 - 1	**1620C6**	5.0	11.0	1.6	6.5	15.0	0.8	0.080	100
1.5 - 2.5	3 - 2.5	**1630C3**	5.0	5.5	2.3	3.2	13.8	0.8	0.065	100
	3.5 - 2.5	**1630C35**	5.0	6.0	2.3	3.7	11.0	0.8	0.065	100
	4 - 2.5	**1630C4**	5.0	6.8	2.3	4.3	12.0	0.8	0.080	100
	5 - 2.5	**1630C5**	5.0	10.0	2.3	5.3	14.0	0.8	0.090	100
	6 - 2.5	**1630C6**	5.0	11.0	2.3	6.5	16.0	0.8	0.110	100
4 - 6	4 - 6	**1650C4**	6.0	8.0	3.6	4.3	14.0	1.0	0.140	100
	5 - 6	**1650C5**	6.0	10.0	3.6	5.3	15.0	1.0	0.160	100
	6 - 6	**1650C6**	6.0	11.0	3.6	6.5	16.0	1.0	0.170	100
	8 - 6	**1650C8**	6.0	14.0	3.6	8.4	19.0	1.0	0.220	100
10	5 - 10	**1652C5**	10.0	10.0	4.3	5.3	19.0	1.0	0.240	100
	6 - 10	**1652C6**	10.0	11.0	4.3	6.4	21.0	1.0	0.260	100
16	6 - 16	**1653C6**	11.5	11.0	5.4	6.4	24.0	1.0	0.350	100
	8 - 16	**1653C8**	11.5	15.0	5.4	8.4	27.0	1.0	0.420	100

- 0.5 - 6 mm² not UL certificated
- **Tools: see chart page 97**

Pin terminals acc. to DIN, Cu

- Nominal cross-sections 0.5 - 6 mm² to DIN 46230
- For conductors e.g. VDE 0295 Class 2
- High-quality brazing process in the crimp area





Characteristics

- Total cross-section: 0.5 - 95 mm²
- With grooved profile for improved contact characteristics

Material

- Cu-ETP

Surface

- Tin-plated to protect against corrosion (other surfaces available upon request)

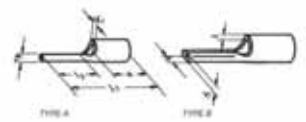

Nominal cross section mm²	Nominal size to DIN	Part No.	Typ	Dimension mm a	b	d1	d2	l1	l2	s	h	Weight/ 100 pcs. ~ kg	Packing unit/pcs
0.5 - 1	1	**ST1705**	A	5.0	--	1.8	1.9	17.0	10	0.8	--	0.060	100
1.5 - 2.5	2.5	**ST1710**	A	5.0	--	2.3	1.9	17.0	10	0.8	--	0.072	100
4 - 6	6	**ST1715**	A	6.0	--	3.6	2.7	20.0	11	1.0	--	0.160	100
10		***ST1716**	B	10.0	4.3	4.3	--	24.5	11	1.0	2.0	0.270	100
16		***ST1717**	B	11.5	5.8	5.4	--	29.5	15	1.0	2.0	0.390	100
25		***ST1718**	B	13.5	6.8	6.7	--	33.5	15	1.2	2.4	0.630	100
35	--	***ST1719**	B	16.0	8.0	8.2	--	40.5	20	1.5	3.2	1.170	50
50		***ST1720**	B	19.0	9.5	9.5	--	45.0	20	1.8	3.6	1.790	50
70		***ST1721**	B	24.0	11.0	11.2	--	55.0	23	2.0	4.0	2.920	50
95		***ST1722**	B	24.0	12.5	13.5	--	55.0	23	2.5	5.0	4.300	50

- * = not standardized
- 0.5 - 6 mm² not UL certificated
- **Tools: see chart page 97**

Insulated terminals for meter connections, Cu, fork type



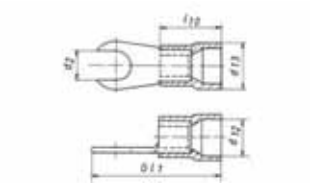

- Special design for meter connection
- Fork-type version for simple and direct screw mounting
- High-quality brazing process in the crimp area

Characteristics

- Total cross-section: 10 - 16 mm²
- No additional insulation of the crimped connection required
- With grooved profile for improved contact characteristics
- Insulation sleeve PA, halogen-free
- Cross-section-dependent colour-coding
- Heat resistant to 105° C

Material

- Cu-ETP

Surface

- Tin-plated to protect against corrosion

Nominal cross section mm²	Part No.	Colour	Dimension mm					Weight 100 pcs. ~kg		Packing unit/ pcs
			d12	d13	d2	Gl1	l10	Cu	Total	
10	652C5		7.0	9.6	5.3	33.5	19.0	0.24	0.28	100
	652C6		7.0	9.6	6.4	33.5	19.0	0.26	0.30	100
16	653C6		8.6	10.6	6.4	37.5	20.5	0.35	0.40	100

Tools: see chart page 99

Solderless connectors acc. to DIN, Cu, short type

- Acc. to DIN 46341 part 1, form A
- For conductors e.g. VDE 0295 Class 2, 5 and 6
- Ideal for connecting differing conductor cross-sections





Characteristics

- Total cross-section: 0.5 - 150 mm²
- Precise end machining for easy cable insertion
- Annealed material optimises material and crimping properties

Material

- Copper acc. to EN 13600

Surface

- Tin-plated to protect against corrosion (other surfaces available upon request)

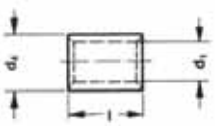

Nominal cross section mm²	Nominal size to DIN	Part No.	Dimension mm d1	d4	l	Weight/ 100 pcs. ~ kg	Packing unit/pcs
0.5 - 1	1	**1620K**	1.6	3.2	8	0.045	100
1.5 - 2.5	2.5	**1630K**	2.3	3.9	8	0.055	100
4 - 6	6	**1650K**	3.6	5.6	9	0.090	100
10	10	**1652K**	4.5	6.7	10	0.170	100
16	16	**1653K**	5.8	8.2	11	0.260	100
25	25	**1654K**	7.5	10.5	14	0.510	100
35	35	**1655K**	9.0	12.2	16	0.730	100
50	50	**1656K**	11.0	14.6	19	1.200	100
70	70	**1657K**	13.0	17.0	19	1.530	50
95	95	**1658K**	15.0	20.0	20	2.370	50
120	120	**1659K**	16.5	22.5	22	3.450	50
150	150	**1660K**	19.0	25.4	26	5.060	50

Tools: see chart page 97

Solderless connectors acc. to DIN, Cu, long type



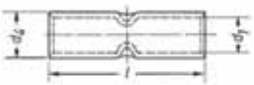

- Acc. to DIN 46341 part 1, form B
- For conductors e.g. VDE 0295 Class 2, 5 and 6

Characteristics

- Total cross-section: 0.5 - 150 mm²
- With buttmarks for precise cable insertion
- Precise end machining for easy cable insertion
- Annealed material optimises material and crimping properties

Material

- Copper acc. to EN 13600

Surface

- Tin-plated to protect against corrosion (other surfaces available upon request)

Nominal cross section mm²	Nominal size to DIN	Part No.	Dimension mm d1	d4	l	Weight/ 100 pcs. ~ kg	Packing unit/pcs
0.5 - 1	1	**1620L**	1.6	3.2	15	0.08	100
1.5 - 2.5	2.5	**1630L**	2.3	3.9	15	0.10	100
4 - 6	6	**1650L**	3.6	5.6	15	0.19	100
10	10	**1652L**	4.5	6.7	21	0.36	100
16	16	**1653L**	5.8	8.2	26	0.62	100
25	25	**1654L**	7.5	10.5	29	1.11	100
35	35	**1655L**	9.0	12.2	32	1.50	100
50	50	**1656L**	11.0	14.6	38	2.44	100
70	70	**1657L**	13.0	17.0	42	3.54	50
95	95	**1658L**	15.0	20.0	48	5.87	50
120	120	**1659L**	16.5	22.5	52	8.46	50
150	150	**1660L**	19.0	25.4	56	10.86	50

Tools: see chart page 97

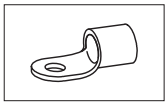

Tool application chart

**Solderless terminals to DIN 46234,
pin terminals to DIN 46230,
solderless connectors to DIN 46341, part 1**

Crimping range corresponds to nominal cross-section mm²	Crimping tools		Tool type						Crimp profile	Page (Tool)
	Tools	Crimping head/ Adapter	Mechanical crimping tools	mechanical, electrical, pneumatic, crimping tools with interchangeable dies/heads	Hand hydraulic crimping tools	Battery powered crimping tools	Hydraulic crimping systems	Hydraulic crimping heads		
0.5-6	K13		•							240
0.5-10	K50			•						259
	EK50ML			•						278
	EK1550					•				308
	EK1550G					•				310
0.5-16	K25		•							242
0.75-2.5	KP1	+KP232		•						256
	KP1L	+KP232		•						256
	EKP1	+KP232				•				312
	TEKP1	+KP232		•						281
	KPM15	+KP232		•						282
4-10	KP1	+KP242		•						256
	KP1L	+KP242		•						256
	EKP1	+KP242				•				312
	TEKP1	+KP242		•						281
	KPM15	+KP242		•						282
10-35	K354			•						260
	EK354					•				314
	EK354L					•				316
10-50	EK505L					•				318
10-70	K18			•						262
	HK6018				•					286
	EK5018L					•				320
	PK18							•		362
	THK18						•			362
	HK60UNV	+ UA18			•					354
	EK60UNVL	+ UA18				•				357
	EKM60UNVL	+ UA18				•				356
	PK60UNV	+ UA18						•		355
	K22			•						264
	HK6022				•					288
	EK6022L					•				324
	EKM6022L					•				322
	PK22							•		364
	THK22						•			364
	HK60UNV	+ UA22			•					354
	EK60UNVL	+ UA22				•				357
	EKM60UNVL	+ UA22				•				356
	PK60UNV	+ UA22						•		355
10-240	EKM60IDL					•				328

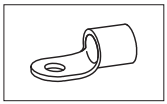

Tool application chart

**Solderless terminals to DIN 46234,
pin terminals to DIN 46230,
solderless connectors to DIN 46341, part 1**

Crimping range corresponds to nominal cross-section mm²	Crimping tools		Tool type						Crimp profile	Page (Tool)
	Tools	Crimping head/ Adapter	Mechanical crimping tools	mechanical, electrical, pneumatic, crimping tools with interchangeable dies/heads	Hand hydraulic crimping tools	Battery powered crimping tools	Hydraulic crimping systems	Hydraulic crimping heads		
16-95	K95		•							242
	TK95		•							243
16-150	HK12030				•					292
	HK12042				•					294
	HK120U				•					296
	EK12030L					•				330
	EK12042L					•				332
	EK120UL					•				334
	EK120UNVL					•				358
	HK122EL380						•			390
	PK12042							•		368
	PK120U							•		370
16-240	HK252						•			388
	HK252EL380						•			391
	PK252							•		372

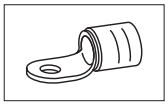

Tool application chart

Insulated solderless terminals
Insulated pin terminals

Crimping range corresponds to nominal cross-section mm²	Crimping tools		Tool type						Crimp profile	Page (Tool)
	Tools	Crimping head/ Adapter	Mechanical crimping tools	mechanical, electrical, pneumatic, crimping tools with interchangeable dies/heads	Hand hydraulic crimping tools	Battery powered crimping tools	Hydraulic crimping systems	Hydraulic crimping heads		
10-16	K16		•						⬭	234
	K50			•					⬭	259
	EK50ML			•					⬭	278
	K354			•					⬭	260
	EK1550					•			⬭	308
	EK1550G					•			⬭	310
	EK354					•			◡	314
	EK354L					•			◡	316
10-50	K18			•					◡	262
	HK6018				•				◡	286
	EK5018L					•			◡	320
	PK18							•	◡	362
	THK18						•		◡	362
	HK60UNV	+ UA18			•				◡	354
	EK60UNVL	+ UA18				•			◡	357
	EKM60UNVL	+ UA18				•			◡	356
	PK60UNV	+ UA18						•	◡	355
10-70	K22			•					◡	264
	HK6022				•				◡	288
	EK6022L					•			◡	324
	EKM6022L					•			◡	322
	PK22							•	◡	364
	THK22						•		◡	364
	HK60UNV	+ UA22			•				◡	354
	EK60UNVL	+ UA22				•			◡	357
	EKM60UNVL	+ UA22				•			◡	356
	PK60UNV	+ UA22						•	◡	355
10-95	HK12030				•				◡	292
	HK12042				•				◡	294
	HK120U				•				◡	296
	EK12030L					•			◡	330
	EK12042L					•			◡	332
	EK120UL					•			◡	334
	EK120UNVL					•			◡	358
	PK12042							•	◡	368
	PK120U							•	◡	370
10-150	HK252						•		◡	388
	PK252							•	◡	372

Brings compacted conductors to volume.



Sleeves for copper compacted round conductors and sector-shaped conductors.

With the same nominal cross-section, the diameters of compacted round conductors are narrower than those of uncompacted round conductors. This causes problems with cable assembly, since the corresponding cable lug or connector cannot be fitted as specified in the standards.

Problems occur with sector shaped conductors when round connecting material is applied to sector shaped conductors. Often, both cable lugs and connectors are damaged - or the conductors break. The conductors can be crimped round using sleeves for sector-shaped conductors, making them easier to process.



Round-crimping sector sleeves in three steps.

- **For cables with compacted round conductors.**
- **For 3 core sector-shaped cables (120° angle).**
- **For 4 core sector-shaped cables (90° angle).**

The appropriate cable types for our sleeves in cross section:

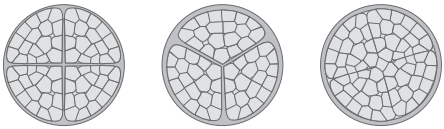

4 core sector-shaped cables | *3 core sector-shaped cables* | *compacted round conductors*

A nice piece of work *for compacted conductors.*



- **Sleeves for cross section compensation** on cables with compacted conductors with nominal cross sections up to 400 mm².
- For copper tubular and compression cable lugs and connectors.



Benefits:

- Connecting materials can be efficiently crimped onto compacted conductors using Klauke crimping tools - faulty connections are impossible.
- Existing crimping tools can be used. Storing of additional connecting materials or expensive special solutions is not necessary.



Bringing sector-shaped conductors into the right form.

- Sleeves for sector-shaped conductors with nominal cross sections up to 240 mm².
- For 3 and 4 sector-shaped conductors with angles of 120° and 90° respectively.

Benefits:

- 3 and 4 sector-shaped conductors with nominal cross sections up to 240 mm² can be crimped round without breaking and then processed using standard connecting materials.
- No special cable lugs or special tools are required.

▸ *More from Page 104.*

- ***To guarantee optimum hold of sleeves for compacted or sector-shaped conductors and connecting materials, the sleeves must be crimped onto the conductors using pre-rounding dies.***

  The connecting material can then be crimped in the usual manner.

- ***As well as the sleeve applications for tubular cable lugs in the standard version as shown, we also offer a new series of cable lugs called "blue connection®" without the use of sleeves.***

▸ *More from Page 24.*

blue connection®

Sleeves for compacted conductors, for tubular cable lugs and connectors, standard type



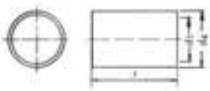

- **For multi-stranded, compacted conductors e.g. VDE 0295 Class 2**
- **Allows the use of Klauke tubular cable lugs and connectors, standard type for compacted conductors**

Characteristics

- Total cross-section: 16 - 400 mm²
- Annealed material optimises material and crimping properties

Material

- Copper acc. to EN 13600

Surface

- Tin-plated to protect against corrosion

Nominal cross section mm²	Part No.	Dimension mm d1	d4	l	Weight/ 100 pcs. ~ kg	Packing unit/pcs
16	**VHR16**	5.0	5.3	11	0.024	100
25	**VHR25**	6.4	6.7	14	0.038	100
35	**VHR35**	7.7	8.2	15	0.083	100
50	**VHR50**	9.0	9.5	18	0.118	50
70	**VHR70**	10.6	11.2	19	0.173	50
95	**VHR95**	12.4	13.0	21	0.223	50
120	**VHR120**	13.9	14.5	22	0.261	50
150	**VHR150**	15.4	16.0	26	0.342	25
185	**VHR185**	17.6	18.2	26	0.396	25
240	**VHR240**	19.9	20.5	30	0.508	25
300	**VHR300**	22.4	23.0	38	0.723	10
400	**VHR400**	25.4	26.2	38	1.108	10

Please observe instructions in technical appendix on page i-7

Sleeves for compacted conductors, for tubular compression cable lugs and connectors DIN type

- For multi-stranded, compacted conductors e.g. VDE 0295 Class 2
- Allows the use of Klauke DIN compression cable lugs and connectors for compacted conductors





Characteristics

- Total cross-section: 16 - 400 mm²
- Annealed material optimises material and crimping properties

Material

- Copper acc. to EN 13600

Surface

- Tin-plated to protect against corrosion



Nominal cross section mm²	Part No.	Dimension mm d1	d4	l	Weight/ 100 pcs. ~ kg	Packing unit/pcs
16	**VHD16**	5.0	5.3	16	0.035	100
25	**VHD25**	6.4	6.7	16	0.043	100
35	**VHD35**	7.7	8.2	17	0.094	100
50	**VHD50**	9.0	9.5	23	0.151	50
70	**VHD70**	10.6	11.2	24	0.219	50
95	**VHD95**	12.4	13.0	28	0.298	50
120	**VHD120**	13.9	14.5	30	0.357	50
150	**VHD150**	15.4	16.0	30	0.395	25
185	**VHD185**	17.6	18.2	38	0.579	25
240	**VHD240**	19.9	20.5	38	0.645	25
300	**VHD300**	22.4	23.0	48	0.913	5
400	**VHD400**	25.4	26.2	58	1.692	5

Please observe instructions in technical appendix on page i-7

Sleeves for sector-shaped conductors, 3-core cable



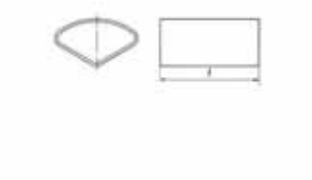

- For tubular cable lugs and connectors, standard version and DIN compression cable lugs and connectors
- To simplify pre-rounding of 3-conductor cables (120° angle)
- Prevents sector shaped conductors from splicing during pre-rounding

Characteristics

- Total cross-section: 35 - 240 mm²
- Annealed material optimises material and crimping properties

Material

- Copper acc. to EN 13600

Surface

- Tin-plated to protect against corrosion

Nominal cross section mm²	Part No.	Dimension mm l	Weight/ 100 pcs. ~ kg	Packing unit/pcs
Standard type				
35	**VHR353**	14	0.08	100
50	**VHR503**	17	0.17	50
70	**VHR703**	18	0.29	50
95	**VHR953**	22	0.45	50
120	**VHR1203**	23	0.49	50
150	**VHR1503**	25	0.58	25
185	**VHR1853**	25	0.80	25
240	**VHR2403**	30	1.04	25
DIN version				
35	**VHD353**	17.5	0.11	100
50	**VHD503**	25.0	0.26	50
70	**VHD703**	25.0	0.39	50
95	**VHD953**	32.0	0.66	50
120	**VHD1203**	32.0	0.68	50
150	**VHD1503**	32.0	0.74	25
185	**VHD1853**	35.0	1.13	25
240	**VHD2403**	35.0	1.22	25

Pre-rounding dies see chapter "Crimping dies"
Please observe instructions in technical appendix on page i-7

Sleeves for sector-shaped conductors, 4-core cable

- **For tubular cable lugs and connectors, standard version and DIN compression cable lugs and connectors**
- **To simplify pre-rounding of 4-conductor cables (90° angle)**
- **Prevents sector shaped conductors from splicing during pre-rounding**







Characteristics

- Total cross-section: 35 - 240 mm²
- Annealed material optimises material and crimping properties

Material

- Copper acc. to EN 13600

Surface

- Tin-plated to protect against corrosion

Nominal cross section mm²	Part No.	Dimension mm l	Weight/ 100 pcs. ~ kg	Packing unit/pcs
Standard type				
35	**VHR354**	14	0.13	100
50	**VHR504**	17	0.17	50
70	**VHR704**	18	0.28	50
95	**VHR954**	22	0.40	50
120	**VHR1204**	23	0.51	50
150	**VHR1504**	25	0.57	25
185	**VHR1854**	25	0.78	25
240	**VHR2404**	30	0.85	25
DIN version				
35	**VHD354**	17.5	0.11	100
50	**VHD504**	25.0	0.25	50
70	**VHD704**	25.0	0.38	50
95	**VHD954**	32.0	0.63	50
120	**VHD1204**	32.0	0.71	50
150	**VHD1504**	32.0	0.73	25
185	**VHD1854**	35.0	1.09	25
240	**VHD2404**	35.0	1.13	25

Please observe instructions in technical appendix on page i-7
Pre-rounding dies see chapter "Crimping dies"

Aluminum
Optimised connections.



Aluminum compression cable lugs and connectors to DIN.

Due to their significantly lower weight, aluminum conductors are becoming increasingly popular in power distribution applications.

The material structure is very different to copper. That's why appropriate cable lugs and connectors are required. Connecting material for aluminum comes with a special compound. During crimping this compound destroys the non-conductive oxide layer of aluminum in the crimping area, allowing a perfect electrical connection.



Aluminum compression cable lug with compound in the contact area.



Aluminum compression cable lugs are frequently used in power distribution.

- **Aluminum cable lugs with DIN dimensions up to 500 mm².**
- **Compression cable lugs with barrier to DIN 46239.**
- **Compression joints to DIN 46267, Part 2.**
- **Compression joints for medium-voltage applications up to 30 kV.**
- **Tin-plated version for connecting to copper rails.**

The right product for every **aluminum conductor.**

- Nominal cross sections up to 500 mm².
- **Barrier** type **with oil stop**.
- Tin-plated designs with 20 µm layer thickness.

Benefits:

- The Klauke range offers aluminum DIN compression cable lugs to suit every application.
- The quality tin plating ensures connections to copper in a dry environment.



A **quality** *range.*



- Defined, **unique material properties** to Klauke standards.
- DIN-compliant dimensions.
- Consistent material thickness, precise diameters and an accurate fit mean optimised processing and ultimate safety.

Benefits:

- When professionally installed, the connecting material ensures optimised stability even with mechanically stressed or severely vibrating connections.
- Less repair and maintenance thanks to safe connections.
- More applications, e.g. power distribution.

With **markings** *for the crimping operation.*

- All DIN compression cable lugs have markings for correct crimping.
- Markings **for narrow and wide crimps.**
- Al crimping dies designed for aluminum with larger contact areas than dies for copper connecting materials.

Benefits:

- You identify at a glance where and how often the connecting material has to be crimped. Errors are practically impossible.
- Dies with larger crimping width crimp wider areas of cable lugs to the conductor, thereby compensating for aluminum's lower conductivity.



- ***The compound in aluminum compression cable lugs improves the contact properties by piercing the non-conductive oxide layer. The compound also prevents oxygen penetrating the contact points, avoiding re-oxidation.***

Compression cable lugs acc. to DIN - Al



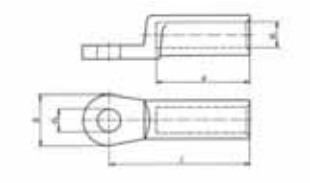

- Acc. to DIN 46329
- For non-tension connections of Al cables to DIN 48201, part 5 and aluminum cables to DIN EN 50182
- With code number for clear tool assignment
- Filled with contact grease for optimum crimp characteristics

Characteristics

- Total cross-section: 16 - 500 mm²
- Barrier design with oil stop
- Optional tin-plated (20 µm) version to connect dusty interior copper bus bars
- Precise end machining for easy cable insertion

Material

- E-Al

Surface

- Bright finished

Order info

- part number appendix for tinned version "v"

Nominal cross section mm²		Size of bolt			Dimension mm					Number of crimps		Weight/ 100 pcs.	Packing
rm/sm	se	dia.	Part No.	Code	a	b	d1	d2	l	mech.	hydr.	~ kg	unit/pcs
16	25	M 8	*263R8	12	30	20	5.8	8.4	50	4	2	1.20	4
	25	M 10	*263R10	12	30	20	5.8	10.5	50	4	2	1.20	4
25	35	M 8	264R8	12	30	25	6.8	8.4	50	4	2	1.30	4
	35	M 10	264R10	12	30	25	6.8	10.5	50	4	2	1.24	4
	35	M 12	264R12	12	30	25	6.8	13.0	50	4	2	1.22	4
35	50	M 8	265R8	14	42	25	8.0	8.4	62	5	2	2.50	4
	50	M 10	265R10	14	42	25	8.0	10.5	62	5	2	1.98	4
	50	M 12	265R12	14	42	25	8.0	13.0	62	5	2	2.50	4
50	70	M 8	266R8	16	42	25	9.8	8.4	62	5	2	2.75	4
	70	M 10	266R10	16	42	25	9.8	10.5	62	5	2	2.70	4
	70	M 12	266R12	16	42	25	9.8	13.0	62	5	2	2.65	4
70	95	M 8	267R8	18	52	25	11.2	8.4	72	6	3	3.45	4
	95	M 10	267R10	18	52	25	11.2	10.5	72	6	3	3.80	4
	95	M 12	267R12	18	52	25	11.2	13.0	72	6	3	3.35	4
95	120	M 10	268R10	22	56	25	13.2	10.5	75	6	3	6.90	4
	120	M 12	268R12	22	56	25	13.2	13.0	75	6	3	4.92	4
	120	M 16	*268R16	22	56	25	13.2	17.0	75	6	3	6.00	4
120	150	M 10	269R10	22	56	30	14.7	10.5	80	6	3	5.95	4
	150	M 12	269R12	22	56	30	14.7	13.0	80	6	3	5.84	4
	150	M 16	269R16	22	56	30	14.7	17.0	80	6	3	6.60	4
150	185	M 10	270R10	25	60	30	16.3	10.5	90	6	3	8.50	4
	185	M 12	270R12	25	60	30	16.3	13.0	90	6	3	7.73	4
	185	M 16	270R16	25	60	30	16.3	17.0	90	6	3	7.60	4
	185	M 20	*270R20	25	60	30	16.3	21.0	90	6	3	8.20	4
185	240	M 10	271R10	28	60	30	18.3	10.5	91	6	3	11.00	4
	240	M 12	271R12	28	60	30	18.3	13.0	91	6	3	9.88	4
	240	M 16	271R16	28	60	30	18.3	17.0	91	6	3	10.10	4
	240	M 20	*271R20	28	60	30	18.3	21.0	91	6	3	10.00	4
240	300	M 10	*272R10	32	70	38	21.0	10.5	103	8	3	15.50	4
	300	M 12	272R12	32	70	38	21.0	13.0	103	8	3	13.80	4
	300	M 16	272R16	32	70	38	21.0	17.0	103	8	3	13.48	4
	300	M 20	272R20	32	70	38	21.0	21.0	103	8	3	15.00	4

Compression cable lugs acc. to DIN - Al

Nominal cross section mm²		Size of bolt			Dimension mm					Number of crimps		Weight/ 100 pcs.	Packing
rm/sm	se	dia.	Part No.	Code	a	b	d1	d2	l	mech.	hydr.	~ kg	unit/pcs
300	--	M 12	**273R12**	34	70	38	23.3	13.0	103	8	3	17.60	1
	--	M 16	**273R16**	34	70	38	23.3	17.0	103	8	3	17.28	1
	--	M 20	**273R20**	34	70	38	23.3	21.0	103	8	3	17.40	1
400	--	M 12	**274R12**	38	73	38	26.0	13.0	116	--	4	38.00	1
	--	M 16	**274R16**	38	73	38	26.0	17.0	116	--	4	37.40	1
	--	M 20	**274R20**	38	73	38	26.0	21.0	116	--	4	40.20	1
500	--	M 12	**275R12**	44	79	44	29.0	13.0	122	--	4	43.70	1
	--	M 16	**275R16**	44	79	44	29.0	17.0	122	--	4	43.30	1
	--	M 20	**275R20**	44	79	44	29.0	21.0	122	--	4	43.00	1

- * = not standardized
- sm/se - conductor needs to be pre-rounded
- sm = sector stranded
- rm = round multi-stranded
- se = sector solid
- **Tools: see chart page 118**

Compression cable lugs, Al

- **Tube dimension to DIN 46329**
- **Also for non-tension connections of Al cables to DIN 48201, part 5 and aluminum cables to DIN EN 50182**
- **With code number for clear tool assignment**
- **Filled with contact grease for optimum crimp characteristics**





Characteristics

- Total cross-section: 10 - 400 mm²
- For pre-rounded sm/se sector shaped conductors
- With crimp markings for correct crimping
- Precise end machining for easy cable insertion

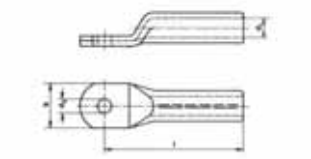

Material

- E-Al

Surface

- Bright finished

Nominal cross section mm²		Size of bolt			Dimension mm				Number of crimps		Weight/ 100 pcs.	Packing
rm/sm	se	dia.	Part No.	Code	b	d1	d2	l	mech.	hydr.	~ kg	unit/pcs
10	--	M 6	**202R6**	10	16	5.0	6.5	52	4	2	0.86	25
	--	M 8	**202R8**	10	18	5.0	8.5	52	4	2	0.88	25
16	25		**203R8**	12	18	5.8	8.5	52	4	2	1.37	10
	25	M 10	**203R10**	12	18	5.8	10.5	52	4	2	1.39	10
25	35	M 8	**204R8**	12	18	6.8	8.5	60	4	2	1.41	10
	35	M 10	**204R10**	12	18	6.8	10.5	60	4	2	1.46	10
35	50		**205R10**	14	21	8.0	10.5	67	5	2	2.08	10
	50	M 12	**205R12**	14	21	8.0	13.0	67	5	2	2.05	10
50	70	M 10	**206R10**	16	25	9.8	10.5	72	5	2	2.68	10
	70	M 12	**206R12**	16	25	9.8	13.0	72	5	2	2.73	10
70	95	M 10	**207R10**	18	28	11.2	10.5	86	6	3	4.42	10
	95	M 12	**207R12**	18	28	11.2	13.0	86	6	3	4.27	10
95	120	M 10	**208R10**	22	32	13.2	10.5	90	6	3	7.40	4
	120	M 12	**208R12**	22	32	13.2	13.0	90	6	3	7.50	4
	120	M 16	**208R16**	22	34	13.2	17.0	90	6	3	7.30	4

Compression cable lugs, Al

Nominal cross section mm²		Size of bolt			Dimension mm				Number of crimps		Weight/ 100 pcs.	Packing
rm/sm	se	dia.	Part No.	Code	b	d1	d2	l	mech.	hydr.	~ kg	unit/pcs
120	150	M 12	**209R12**	22	32	14.7	13.0	91	6	3	6.68	4
	150	M 16	**209R16**	22	34	14.7	17.0	91	6	3	6.41	4
150	185	M 12	**210R12**	25	35	16.3	13.0	103	6	3	9.64	4
	185	M 16	**210R16**	25	35	16.3	17.0	103	6	3	9.24	4
	185	M 20	**210R20**	25	41	16.3	21.0	103	6	3	9.40	4
185	240	M 12	**211R12**	28	40	18.3	13.0	106	6	3	12.61	1
	240	M 16	**211R16**	28	40	18.3	17.0	106	6	3	11.92	1
	240	M 20	**211R20**	28	40	18.3	21.0	106	6	3	13.10	1
240	300	M 12	**212R12**	32	45	21.0	13.0	116	8	3	18.30	1
	300	M 16	**212R16**	32	45	21.0	17.0	116	8	3	17.60	1
	300	M 20	**212R20**	32	45	21.0	21.0	116	8	3	17.30	1
300	--	M 16	**213R16**	34	49	23.3	17.0	124	8	3	17.50	1
	--	M 20	**213R20**	34	49	23.3	21.0	124	8	3	17.30	1
400	--	M 16	**214R16**	38	58	26.0	17.0	165	--	4	32.20	1
	--	M 20	**214R20**	38	58	26.0	21.0	165	--	4	31.90	1

- sm/se - conductor needs to be pre-rounded
- sm = sector stranded
- rm = round multi-stranded
- se = sector solid
- 16-400 mm² IEC tested
- **Tools: see chart page 118**

Compression joints acc. to DIN, Al





- **Acc. to DIN 46267, part 2**
- **Also for non-tension connections of aluminum conductors DIN EN 50182**
- **With code number for clear tool assignment**
- **Filled with contact grease for optimum crimp characteristics**

Characteristics

- Total cross-section: 10 - 500 mm²
- For pre-rounded sm/se sector shaped conductors
- With crimp markings for correct crimping
- Precise end machining for easy cable insertion

Material

- E-Al

Surface

- Bright finished

Nominal cross section mm²				Dimension mm		Number of crimps		Weight/ 100 pcs.	
rm/sm	se	Part No.	Code	d1	l	mech.	hydr.	~ kg	Packing unit/pcs
10	--	***222R**	10	5.0	55	3/3	--	0.95	10
16	25	***223R**	12	5.8	55	3/3	--	1.40	10
25	35	**224R**	12	6.8	70	4/4	2/2	1.60	10
35	50	**225R**	14	8.0	85	5/5	2/2	2.60	10
50	70	**226R**	16	9.8	85	5/5	2/2	3.20	10
70	95	**227R**	18	11.2	105	6/6	3/3	5.30	10
95	120	**228R**	22	13.2	105	6/6	3/3	7.60	10
120	150	**229R**	22	14.7	105	6/6	3/3	7.80	10
150	185	**230R**	25	16.3	125	6/6	3/3	10.70	10
185	240	**231R**	28	18.3	125	6/6	3/3	14.30	5
240	300	**232R**	32	21.0	145	8/8	3/3	20.30	5

Compression joints acc. to DIN, Al

Nominal cross section mm²				Dimension mm		Number of crimps		Weight/ 100 pcs.	
rm/sm	se	Part No.	Code	d1	l	mech.	hydr.	~ kg	Packing unit/pcs
300	--	**233R**	34	23.3	145	8/8	3/3	22.20	1
400	--	**234R**	38	26.0	210	--	5/5	40.80	1
500	--	**235R**	44	29.0	210	--	5/5	56.00	1

- * = not standardized
- sm/se - conductor needs to be pre-rounded
- sm = sector stranded
- rm = round multi-stranded
- se = sector solid
- 16-500 mm² IEC tested
- **Tools: see chart page 118**

Compression joints, Al

- **Tube dimension to DIN 46267, part 2**
- **For non-tension connections of medium-voltage aluminum cable 10-30 kV**
- **With code number for clear tool assignment**
- **Filled with contact grease for optimum crimp characteristics**



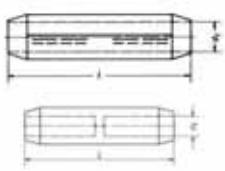

Characteristics

- Total cross-section: 35 - 400 mm²
- Also available as barrier design with oil stop
- With bevelled edges for reduced winding expenditure for the assembly
- With crimp markings for correct crimping
- Precise end machining for easy cable insertion

Material

- E-Al

Surface

- Bright finished

Nominal cross section mm²				Dimension mm		Number of crimps		Weight/ 100 pcs.	
rm/sm	se	Part No.	Code	d1	l	mech.	hydr.	~ kg	Packing unit/ pcs
Standard version									
35	50	**405R**	14	8.20	90	4/4	2/2	2.7	10
50	70	**406R**	16	10.00	90	4/4	2/2	3.4	10
70	95	**407R**	18	11.50	95	4/4	2/2	4.6	10
95	120	**408R**	22	13.50	100	4/4	2/2	6.8	10
120	150	**409R**	22	15.00	105	4/4	2/2	7.4	10
150	185	**410R**	25	16.50	105	4/4	2/2	8.7	10
185	240	**411R**	28	18.50	125	5/5	2/2	13.4	5
240	300	**412R**	32	21.30	125	5/5	2/2	15.7	5
300	--	**413R**	34	23.60	125	5/5	2/2	16.3	1
400	--	**414R**	38	26.25	150	--	3/3	25.8	1
Barrier version									
35	50	**415R**	14	8.0	95	4/4	2/2	3.1	5
50	70	**416R**	16	9.8	95	4/4	2/2	5.6	5
70	95	**417R**	18	11.2	100	4/4	2/2	6.1	5
95	120	**418R**	22	13.2	105	4/4	2/2	9.2	5
120	150	**419R**	22	14.7	110	4/4	2/2	10.3	5
150	185	**420R**	25	16.3	110	4/4	2/2	12.0	5
185	240	**421R**	28	18.3	130	5/5	2/2	15.6	5
240	300	**422R**	32	21.0	130	5/5	2/2	19.1	5
300	--	**423R**	34	23.3	135	5/5	2/2	30.7	1
400	--	**424R**	38	26.0	165	--	3/3	30.0	1

- sm/se - conductor needs to be pre-rounded
- sm = sector stranded
- rm = round multi-stranded
- se = sector solid
- **Tools: see chart page 118**

Reduction compression joints, Al, barrier design





- In nominal cross-section area tube dimension to DIN 46267, part 2
- For non-tension connections of medium-voltage aluminum cable 10-30 kV
- Ideal for connecting differing conductor cross-sections
- Filled with contact grease for optimum crimp characteristics
- With bevelled edges for reduced winding expenditure for the assembly

Characteristics

- Total cross-section: 35 - 400 mm²
- Barrier design with oil stop
- With code number for clear tool assignment
- With crimp markings for correct crimping
- Precise end machining for easy cable insertion

Material

- E-Al

Surface

- Bright finished

Nominal cross section rm/sm				Dimension mm			Number of crimps		Weight/ 100 pcs.	Packing unit/
from	to	Part No.	Code	d1	d2	l	mech.	hydr.	~ kg	pcs
35	25	**425R25**	14	8.0	6.8	95	4/4	2/2	2.800	5
50	25	**426R25**	16	9.8	6.8	95	4/4	2/2	3.630	5
	35	**426R35**	16	9.8	8.0	95	4/4	2/2	3.450	5
70	25	**427R25**	18	11.2	6.8	100	4/4	2/2	4.975	5
	35	**427R35**	18	11.2	8.0	100	4/4	2/2	4.790	5
	50	**427R50**	18	11.2	9.8	100	4/4	2/2	4.420	5
95	25	**428R25**	22	13.2	6.8	105	4/4	2/2	8.200	5
	35	**428R35**	22	13.2	8.0	105	4/4	2/2	8.000	5
	50	**428R50**	22	13.2	9.8	105	4/4	2/2	7.600	5
	70	**428R70**	22	13.2	11.2	105	4/4	2/2	7.350	5
120	25	**429R25**	22	14.7	6.8	110	4/4	2/2	8.000	5
	35	**429R35**	22	14.7	8.0	110	4/4	2/2	7.800	5
	50	**429R50**	22	14.7	9.8	110	4/4	2/2	7.380	5
	70	**429R70**	22	14.7	11.2	110	4/4	2/2	7.100	5
	95	**429R95**	22	14.7	13.2	110	4/4	2/2	6.550	5
150	25	**430R25**	25	16.3	6.8	110	4/4	2/2	10.700	5
	35	**430R35**	25	16.3	8.0	110	4/4	2/2	10.500	5
	50	**430R50**	25	16.3	9.8	110	4/4	2/2	10.100	5
	70	**430R70**	25	16.3	11.2	110	4/4	2/2	9.800	5
	95	**430R95**	25	16.3	13.2	110	4/4	2/2	9.500	5
	120	**430R120**	25	16.3	14.7	110	4/4	2/2	8.650	5
185	25	**431R25**	28	18.3	6.8	130	--	2/2	16.120	5
	35	**431R35**	28	18.3	8.0	130	--	2/2	15.875	5
	50	**431R50**	28	18.3	9.8	130	--	2/2	15.400	5
	70	**431R70**	28	18.3	11.2	130	--	2/2	15.050	5
	95	**431R95**	28	18.3	13.2	130	--	2/2	14.400	5
	120	**431R120**	28	18.3	14.7	130	5/5	2/2	13.700	5
	150	**431R150**	28	18.3	16.3	130	5/5	2/2	13.050	5

Reduction compression joints, Al, barrier design

Nominal cross section rm/sm				Dimension mm			Number of crimps		Weight/ 100 pcs.	Packing unit/
from	to	Part No.	Code	d1	d2	l	mech.	hydr.	~ kg	pcs
240	25	**432R25**	32	21.0	6.8	130	--	2/2	21.200	5
	35	**432R35**	32	21.0	8.0	130	--	2/2	20.950	5
	50	**432R50**	32	21.0	9.8	130	--	2/2	20.470	5
	70	**432R70**	32	21.0	11.2	130	--	2/2	20.120	5
	95	**432R95**	32	21.0	13.2	130	--	2/2	19.460	5
	120	**432R120**	32	21.0	14.7	130	--	2/2	18.800	5
	150	**432R150**	32	21.0	16.3	130	5/5	2/2	18.125	5
	185	**432R185**	32	21.0	18.3	130	5/5	2/2	17.275	5
300	150	**433R150**	34	23.3	16.3	135	5/5	2/2	21.100	1
	185	**433R185**	34	23.3	18.3	135	5/5	2/2	20.120	1
	240	**433R240**	34	23.3	21.0	135	5/5	2/2	18.730	1
400	185	**434R185**	38	26.0	18.3	165	--	3/3	34.700	1
	240	**434R240**	38	26.0	21.0	165	--	3/3	32.900	1
	300	**434R300**	38	26.0	23.3	165	--	3/3	31.200	1

- sm/se - conductor needs to be pre-rounded
- sm = sector stranded
- rm = round multi-stranded
- se = sector solid
- **Tools: see chart page 118**

Reduction compression joints, Al





- In nominal cross-section area tube dimension to DIN 46267, part 2
- For non-tension connections of aluminum conductors to DIN EN 50182
- With code number for clear tool assignment
- Filled with contact grease for optimum crimp results

Characteristics

- Total cross-section: 16 - 240 mm²
- For connecting different conductor cross-sections
- Also for pre-rounded sector shaped conductors
- With crimp markings for correct crimping
- Precise end machining for easy cable insertion

Material

- E-Al

Surface

- Bright finished

Nominal cross section rm/sm				Dimension mm			Number of crimps		Weight/ 100 pcs.	Packing unit/
from	to	Part No.	Code	d1	d2	l	mech.	hydr.	~ kg	pcs
25	16	**284R16**	12	7.0	5.8	75	4/4	2/2	1.53	10
35	25	**285R25**	14	8.2	6.8	90	5/5	2/2	2.50	10
50	25	**286R25**	16	10.0	6.8	90	5/5	2/2	3.24	10
50	35	**286R35**	16	10.0	8.0	90	5/5	2/2	3.09	10
70	25	**287R25**	18	11.5	6.8	110	6/6	3/3	5.50	10
70	35	**287R35**	18	11.5	8.0	110	6/6	3/3	5.35	10
70	50	**287R50**	18	11.5	9.8	110	6/6	3/3	4.96	10
95	25	**288R25**	22	13.5	6.8	110	6/6	3/3	9.10	10
95	35	**288R35**	22	13.5	8.0	110	6/6	3/3	8.90	10
95	50	**288R50**	22	13.5	9.8	110	6/6	3/3	8.51	10
95	70	**288R70**	22	13.5	11.2	110	6/6	3/3	8.15	10
120	25	**289R25**	22	15.0	6.8	110	6/6	3/3	8.62	10
120	35	**289R35**	22	15.0	8.0	110	6/6	3/3	8.43	10
120	50	**289R50**	22	15.0	9.8	110	6/6	3/3	8.04	10
120	70	**289R70**	22	15.0	11.2	110	6/6	3/3	7.66	10
120	95	**289R95**	22	15.0	13.2	110	6/6	3/3	7.14	10
150	35	**290R35**	25	16.5	8.0	130	6/6	3/3	12.59	10
150	50	**290R50**	25	16.5	9.8	130	6/6	3/3	12.12	10
150	70	**290R70**	25	16.5	11.2	130	6/6	3/3	11.70	10
150	95	**290R95**	25	16.5	13.2	130	6/6	3/3	11.05	10
150	120	**290R120**	25	16.5	14.7	130	6/6	3/3	10.49	10
185	120	**291R120**	28	18.5	14.7	130	6/6	3/3	13.80	5
185	150	**291R150**	28	18.5	16.3	130	6/6	3/3	13.19	5
240	95	**292R95**	32	21.3	13.2	150	--	3/3	22.24	5
240	120	**292R120**	32	21.3	14.7	150	--	3/3	21.59	5
240	150	**292R150**	32	21.3	16.3	150	--	3/3	20.87	5

- sm/se - conductor needs to be pre-rounded
- sm = sector stranded
- rm = round multi-stranded
- se = sector solid
- **Tools: see chart page 118**

Compression joints acc. to DIN, Al, full tension

- Acc. to DIN 48085, part 2
- For full tension connections of aluminum conductors to DIN EN 50182
- With code number for clear tool assignment
- Filled with contact grease for optimum crimp results







Characteristics
- Total cross-section: 16 - 300 mm²
- With crimp markings for correct crimping
- Precise end machining for easy cable insertion

Material
- E-Al to 95 mm²
- AlMgSi 1w from 120 mm²

Surface
- Bright finished

Nominal cross section mm²	Part No.	Code	Dimension mm d1	d4	l	Number of crimps mech.	hydr.	Conductor dia. mm	Weight/ 100 pcs. ~ kg	Packing unit/ pcs
16	***243R**	12	5.8	12.0	140	8/8	4/4	5.1	3.4	10
25	**244R**	12	6.8	12.0	140	8/8	4/4	6.3	2.9	10
35	**245R**	14	8.0	14.0	140	8/8	4/4	7.5	3.9	10
50	**246R**	16	10.0	16.0	155	8/8	4/4	9.0	5.2	10
70	**247R**	18	11.5	18.5	165	8/8	4/4	10.5	7.4	10
95	**248R**	22	13.5	22.0	165	8/8	4/4	12.5	12.2	10
120	**249R**	25	15.5	25.5	250	12/12	6/6	14.0	21.8	10
150	**250R**	28	16.5	28.5	300	--	7/7	15.7	34.4	10
185	**251R**	28	18.5	28.5	330	--	7/7	17.5	33.0	5
240	**252R**	34	21.5	34.5	350	--	7/7	20.2	54.0	5
300	**253R**	38	23.5	38.5	400	--	8/8	22.5	79.0	1

* = not standardized

Tools: see chart page 118

Compression joints, Al, full tension

- For full tension connections of Aldrey cables according to DIN EN 50182
- With code number for clear tool assignment
- Filled with contact grease for optimum crimp characteristics







Characteristics
- Total cross-section: 25 - 95 mm²
- With buttmarks for precise cable insertion
- Tube dimensions matched to aluminum steel cables
- With crimp markings for correct crimping

Material
- AlMgSi F20

Surface
- Bright finished

Nominal cross section mm²	Part No.	Code	Dimension mm d1	l	Number of crimps mech.	hydr.	Conductor dia. mm	Weight/ 100 pcs. ~ kg	Packing unit/pcs
25	**294AD**	12	6.8	140	8/8	--	6.3	3.4	5
35	**295AD**	14	8.0	140	8/8	--	7.5	4.7	5
50	**296AD**	16	10.0	155	8/8	--	9.0	5.9	5
70	**297AD**	18	11.5	165	8/8	--	10.5	9.0	5
95	**298AD**	20	13.5	165	10/10	5/5	12.5	10.2	5

Tools: see chart page 120

Compression cable lugs, Al/St, full tension



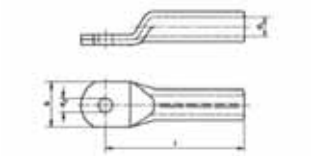

- Tube dimension matched to aluminum steel cables
- For full tension connections of Aldrey cables according to DIN EN 50182
- With code number for clear tool assignment
- Filled with contact grease for optimum crimp characteristics

Characteristics

- Total cross-section: 4 - 120 mm²
- With crimp markings for correct crimping
- Precise end machining for easy cable insertion

Material

- E-Al

Surface

- Bright finished

Nominal cross section mm²	Size of bolt dia.	Part No.	Code	Dimension mm b	d1	d2	l	Conductor dia. mm	Weight/ 100 pcs. ~ kg	Packing unit/ pcs
25 - 4	M 8	**254R8**	12	19	7.6	8.5	60	6.8	1.5	5
	M 10	**254R10**	12	19	7.6	10.5	60	6.8	1.5	5
	M 12	**254R12**	12	23	7.6	13.0	60	6.8	1.6	5
35 - 6	M 10	**255R10**	14	21	9.0	10.5	67	8.1	2.0	5
	M 12	**255R12**	14	21	9.0	13.0	67	8.1	2.2	5
50 - 8	M 10	**256R10**	16	22	10.8	10.5	72	9.6	2.5	5
	M 12	**256R12**	16	24	10.8	13.0	72	9.6	2.6	5
	M 16	**256R16**	16	26	10.8	17.0	72	9.6	2.7	5
70 - 12	M 10	**257R10**	18	26	12.5	10.5	86	11.7	4.1	5
	M 12	**257R12**	18	26	12.5	13.0	86	11.7	4.3	5
	M 16	**257R16**	18	32	12.5	17.0	86	11.7	4.4	5
95 - 15	M 12	**258R12**	22	31	14.8	13.0	91	13.6	7.8	5
	M 16	**258R16**	22	33	14.8	17.0	91	13.6	6.6	5
120 - 20	M 12	**259R12**	25	37	16.5	13.0	103	15.5	9.8	5
	M 16	**259R16**	25	37	16.5	17.0	103	15.5	10.0	5
	M 20	**259R20**	25	41	16.5	21.0	103	15.5	10.1	5

Tools: see chart page 120

Compression joints, Al/St, for non-tension connections

- For non-tension connections of Al/St cables to DIN EN 50182
- With code number for clear tool assignment
- Filled with contact grease for optimum crimp results

Al/St





Characteristics
- Total cross-section: 4 - 120 mm²
- With buttmarks for precise cable insertion
- With crimp markings for correct crimping
- Precise end machining for easy cable insertion

Material
- E-Al

Surface
- Bright finished

Nominal cross section mm²	Part No.	Code	Dimension mm d1	Dimension mm l	Number of crimps mech.	Number of crimps hydr.	Conductor dia. mm	Weight/ 100 pcs. ~ kg	Packing unit/pcs
25 - 4	**444R**	12	7.6	70	4/4	2/2	6.8	1.65	5
35 - 6	**445R**	14	9.0	85	5/5	2/2	8.1	2.75	5
50 - 8	**446R**	16	10.8	85	5/5	2/2	9.6	3.70	5
70 - 12	**447R**	18	12.5	105	6/6	3/3	11.7	5.20	5
95 - 15	**448R**	22	14.8	105	6/6	3/3	13.6	8.60	5
120 - 20	**449R**	25	16.5	125	6/6	3/3	15.5	12.20	5

Tools: see chart page 121

Compression joints acc. to DIN, Al/St

- Acc. to DIN 48085, part 3
- For full tension connections of Al/St conductors to DIN EN 50182
- With code number for clear tool assignment
- Filled with contact grease for optimum crimp results

Al/St



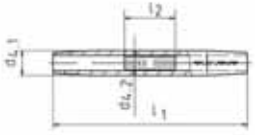

Characteristics
- Total cross-section: 4 - 120 mm²
- With crimp markings for correct crimping
- Precise end machining for easy cable insertion

Material
- Al sleeve: E-Al
- St sleeve: St 52

Surface
- Al sleeve: bright
- St sleeve: hot galvanized

Nominal cross section mm²	Part No.	Code	Dimension mm d4.1	Dimension mm d4.2	Dimension mm l1	Dimension mm l2	Code Al	Number of crimps Steel mech.	Number of crimps Steel hydr.	Number of crimps Al mech.	Number of crimps Al hydr.	Conductor dia. mm	Weight/ 100 pcs. ~ kg	Packing unit/pcs
25 - 4	**454R**	6	12.0	6.3	200	65	12	4/4	--	7/7	--	6.8	5	5
35 - 6	**455R**	6	14.0	6.3	235	75	14	5/5	--	8/8	--	8.1	7	5
50 - 8	**456R**	7	16.0	7.5	270	95	16	6/6	--	9/9	--	9.6	11	5
70 - 12	**457R**	9	18.5	9.5	270	95	18	6/6	--	9/9	--	11.7	15	5
95 - 15	**458R**	9	22.5	9.6	310	95	22	6/6	--	11/11	--	13.6	23	5
120 - 20	**459R**	13	25.0	13.0	380	110	25	7/7	4/4	13/13	6/6	15.5	36	5

Tools: see chart page 121

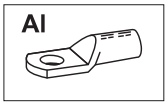

Tool application chart

Compression cable lugs and connectors made from E-Al

Compression joints for full-tension connections from Al conductors DIN EN 50182, 16-95 mm²

Crimping range corresponds to nominal cross-section mm²	Crimping tools		Tool type						Crimp profile	Page (Tool)
	Tools	Crimping head/ Adapter	Mechanical crimping tools	mechanical, electrical, pneumatic, crimping tools with interchangeable dies/heads	Hand hydraulic crimping tools	Battery powered crimping tools	Hydraulic crimping systems	Hydraulic crimping heads		
10-70	K354			•					⬡	260
	EK354					•			⬡	314
	EK354L					•			⬡	316
10-150	EK505L					•			⬡	318
10-185	K18			•					⬡	262
	HK6018				•				⬡	286
	EK5018L					•			⬡	320
	PK18							•	⬡	362
	THK18						•		⬡	362
	HK60UNV	+ UA18			•				⬡	354
	EK60UNVL	+ UA18				•			⬡	357
	EKM60UNVL	+ UA18				•			⬡	356
	PK60UNV	+ UA18						•	⬡	355
10-240	K22			•					⬡	264
	HK6022				•				⬡	288
	EK6022L					•			⬡	324
	EKM6022L					•			⬡	322
	EKM60IDL					•			◡	328
	PK22							•	⬡	364
	THK22						•		⬡	364
	HK60UNV	+ UA22			•				⬡	354
	EK60UNVL	+ UA22				•			⬡	357
	EKM60UNVL	+ UA22				•			⬡	356
	PK60UNV	+ UA22						•	⬡	355
	HK12030				•				⬡	292
	HK12042				•				⬡	294
	HK120U				•				⬡	296
	EK120UNVL					•			⬡	358
	EK12030L					•			⬡	330
	EK12042L					•			⬡	332
	EK120UL					•			⬡	334
	HK122EL380						•		⬡	390
	PK12042							•	⬡	368
	PK120U							•	⬡	370

See next page

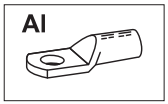

Tool application chart

Compression cable lugs and connectors made from E-Al

Compression joints for full-tension connections from Al conductors DIN EN 50182, 16-95 mm²

Crimping range corresponds to nominal cross-section mm²	Crimping tools		Tool type						Crimp profile	Page (Tool)
	Tools	Crimping head/ Adapter	Mechanical crimping tools	mechanical, electrical, pneumatic, crimping tools with interchangeable dies/heads	Hand hydraulic crimping tools	Battery powered crimping tools	Hydraulic crimping systems	Hydraulic crimping heads		
10-500	HK252						•		⬡	388
	HK252EL380						•		⬡	391
	PK252							•	⬡	372
150-500	HK45				•				⬡	389
	PK45							•	⬡	374

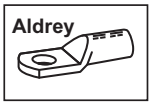

Tool application chart

Compression joints for full-tension connections from Aldrey conductors to DIN EN 50182 and Al conductors to DIN EN 50182, 120-300 mm²

Crimping range corresponds to nominal cross-section mm²	Crimping tools		Tool type						Crimp profile	Page (Tool)
	Tools	Crimping head/ Adapter	Mechanical crimping tools	mechanical, electrical, pneumatic, crimping tools with interchangeable dies/heads	Hand hydraulic crimping tools	Battery powered crimping tools	Hydraulic crimping systems	Hydraulic crimping heads		
25-50	K354			•					⬡	260
	EK354					•			⬡	314
	EK354L					•			⬡	316
25-95	K18			•					⬡	262
	HK6018				•				⬡	286
	EK505L					•			⬡	318
	EK5018L					•			⬡	320
	PK18							•	⬡	362
	THK18						•		⬡	362
	HK60UNV	+ UA18			•				⬡	354
	EK60UNVL	+ UA18				•			⬡	357
	EKM60UNVL	+ UA18				•			⬡	356
	PK60UNV	+ UA18						•	⬡	355
25-185	K22			•					⬡	264
	HK6022				•				⬡	288
	EK6022L					•			⬡	324
	EKM6022L					•			⬡	322
	PK22							•	⬡	364
	THK22						•		⬡	364
	HK60UNV	+ UA22			•				⬡	354
	EK60UNVL	+ UA22				•			⬡	357
	EKM60UNVL	+ UA22				•			⬡	356
	PK60UNV	+ UA22						•	⬡	355
	HK12030				•				⬡	292
	HK12042				•				⬡	294
	HK120U				•				⬡	296
	EK12030L					•			⬡	330
	EK12042L					•			⬡	332
	EK120UL					•			⬡	334
	EK120UNVL					•			⬡	358
	HK122EL380						•		⬡	390
	PK12042							•	⬡	368
	PK120U							•	⬡	370
25-300	HK252						•		⬡	388
	HK252EL380						•		⬡	391
	PK252							•	⬡	372
150-300	HK45				•				⬡	389
	PK45							•	⬡	374

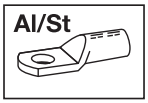

Tool application chart

Compression joints for full-tension connections from Al/St. cables to DIN EN 50182
Compression joints for full-tension connections to DIN 48085, part 3 for Al/St. cables to DIN EN 50182

Crimping range corresponds to nominal cross-section mm²	Crimping tools		Tool type						Crimp profile	Page (Tool)
	Tools	Crimping head/ Adapter	Mechanical crimping tools	mechanical, electrical, pneumatic, crimping tools with interchangeable dies/heads	Hand hydraulic crimping tools	Battery powered crimping tools	Hydraulic crimping systems	Hydraulic crimping heads		
25/4-120/20	K22			•					⬡	264
	HK6022				•				⬡	288
	EK6022L					•			⬡	324
	EKM6022L					•			⬡	322
	PK22							•	⬡	364
	THK22						•		⬡	364
	HK60UNV	+ UA22			•				⬡	354
	EK60UNVL	+ UA22				•			⬡	357
	EKM60UNVL	+ UA22				•			⬡	356
	PK60UNV	+ UA22						•	⬡	355
	HK12030				•				⬡	292
	HK12042				•				⬡	294
	HK120U				•				⬡	296
	EK12030L					•			⬡	330
	EK12042L					•			⬡	332
	EK120UL					•			⬡	334
	HK122EL380						•		⬡	390
	PK12042							•	⬡	368
	PK120U							•	⬡	370
	HK252						•		⬡	388
	HK252EL380						•		⬡	391
	PK252							•	⬡	372



Two materials

simply connected.

Compression cable lugs and connectors for aluminum-copper connections.

Copper's electrical properties still make it the best material for conductors and electrical connections. There are, however, also good reasons for using aluminum. The need to connect these two materials together is therefore becoming more frequent.

But because it's not that simple to join aluminum and copper and because they have a tendency to self-passivate through fast oxidation, special aluminum/copper cable lugs and connectors are required - for connecting to distributor networks or transformer stations and also for network reconstruction, for example.



The perfect solution for transitions from aluminum to copper conductors and vice versa.

- **Aluminum/copper compression cable lugs to DIN dimensions with copper palm or copper eye to 400 mm².**
- **Compression joints with copper connecting bolt.**
- **Reduction compression joints to DIN from 10 mm² to 300 mm².**

Connecting *aluminum and copper correctly.*



- Aluminum/copper compression cable lugs for aluminum conductors to DIN 48201 and pre-rounded sector-shaped conductors with a nominal cross section up to 400 mm².
- With copper palm or copper eye.
- Aluminum/copper compression joints with nominal cross sections of 10 mm² to 300 mm².

Benefits:

- Aluminum and copper conductors can be connected in a dry environment, **without destructive oxidation occurring between the two materials.**

Reduction compression joints as a solution for **different diameters.**

- With nominal cross sections from 10 mm² to 300 mm².
- For round or sector-shaped, multi-stranded and also sector-shaped solid conductors.
- For non-tension connections.

Benefits:

- Numerous compression joints are available for connecting copper and aluminum conductors, allowing optimised compression of these conductors.
- **Different materials can be safely connected regardless of their particular dimensions.**
- No matter which cable type is discovered in network reconstruction, Klauke offers a suitable connection solution.



More from Page 126.

For underground connections, we recommend protection against moisture - using cast resin sleeves for example.

Compression cable lugs, Al/Cu



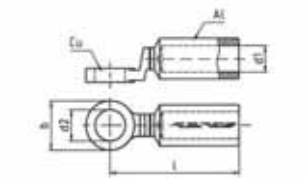

- Tube dimension to DIN 46329
- For non-tension connections of Al cables to DIN 48201, part 5 and aluminum cables to DIN EN 50182
- For screwing aluminum connections using copper washers in humid areas
- With code number for clear tool assignment
- Filled with contact grease for optimum crimp characteristics

Characteristics

- Total cross-section: 16 - 300 mm² rm/sm
- Barrier design with oil stop and with solid copper screw-on palm
- For pre-rounded sector shaped conductors
- With crimp markings for correct crimping
- Precise end machining for easy cable insertion

Material

- E-Al
- Copper acc. to EN 13600

Surface

- Bright finished

Nominal cross section mm²		Size of bolt			Dimension mm				Number of crimps		Weight 100 pcs. ~kg		Packing
rm/sm	se	dia.	Part No.	Code	b	d1	d2	l	mech.	hydr.	Cu	Total	unit/pcs
16	25	M 8	**363R8**	12	25	6.0	8.5	67.5	4	2	4.4	5.9	10
	25	M 10	**363R10**	12	25	6.0	10.5	67.5	4	2	4.2	5.7	10
25	35	M 8	**364R8**	12	25	6.8	8.5	67.5	4	2	4.4	5.8	10
	35	M 10	**364R10**	12	25	6.8	10.5	67.5	4	2	4.2	5.6	10
	35	M 12	**364R12**	12	25	6.8	13.0	67.5	4	2	3.9	5.3	10
35	50	M 8	**365R8**	14	25	8.0	8.5	76.5	5	2	4.4	6.3	10
	50	M 10	**365R10**	14	25	8.0	10.5	76.5	5	2	4.2	6.1	10
	50	M 12	**365R12**	14	25	8.0	13.0	76.5	5	2	3.8	5.8	10
50	70	M 8	**366R8**	16	25	9.8	8.5	76.5	5	2	4.4	6.4	10
	70	M 10	**366R10**	16	25	9.8	10.5	76.5	5	2	4.2	6.2	10
	70	M 12	**366R12**	16	25	9.8	13.0	76.5	5	2	3.9	5.9	10
70	95	M 10	**367R10**	18	25	11.2	10.5	84.5	6	3	4.2	7.4	10
	95	M 12	**367R12**	18	25	11.2	13.0	84.5	6	3	3.9	7.1	10
95	120	M 10	**368R10**	22	30	13.2	10.5	90.5	6	3	7.4	11.4	10
	120	M 12	**368R12**	22	30	13.2	13.0	90.5	6	3	6.8	10.8	10
	120	M 16	**368R16**	22	30	13.2	17.0	90.5	6	3	6.4	10.4	10
120	150	M 12	**369R12**	22	30	14.7	13.0	92.0	6	3	6.8	11.4	5
	150	M 16	**369R16**	22	30	14.7	17.0	92.0	6	3	6.4	10.8	5
150	185	M 12	**370R12**	25	30	16.3	13.0	104.0	6	3	6.8	13.1	5
	185	M 16	**370R16**	25	30	16.3	17.0	104.0	6	3	6.4	12.7	5
	185	M 20	**370R20**	25	35	16.3	21.0	107.5	6	3	10.1	16.4	5
185	240	M 10	**371R10**	28	30	18.3	10.5	105.0	6	3	10.3	18.6	5
	240	M 12	**371R12**	28	30	18.3	13.0	105.0	6	3	10.1	18.4	5
	240	M 16	**371R16**	28	30	18.3	17.0	105.0	6	3	9.3	17.6	5
	240	M 20	**371R20**	28	35	18.3	21.0	107.5	6	3	10.1	18.4	5
240	300	M 10	**372R10**	32	35	21.0	10.5	118.5	8	3	12.1	22.5	5
	300	M 12	**372R12**	32	35	21.0	13.0	118.5	8	3	11.8	22.2	5
	300	M 16	**372R16**	32	35	21.0	17.0	118.5	8	3	11.0	21.4	5
	300	M 20	**372R20**	32	35	21.0	21.0	118.5	8	3	10.1	20.5	5

Nominal cross section mm²		Size of bolt			Dimension mm				Number of crimps		Weight 100 pcs. ~kg		Packing
rm/sm	se	dia.	Part No.	Code	b	d1	d2	l	mech.	hydr.	Cu	Total	unit/pcs
300	--	M 12	**373R12**	34	36	23.3	13.0	123.5	8	3	17.7	33.7	1
	--	M 16	**373R16**	34	36	23.3	17.0	123.5	8	3	16.9	32.9	1
	--	M 20	**373R20**	34	36	23.3	21.0	123.5	8	3	16.0	32.0	1

- sm/se - conductor needs to be pre-rounded
- sm = sector stranded
- rm = round multi-stranded
- se = sector solid
- **Tools: see chart page 130**

Compression cable lugs, Al/Cu, with copper eye

- **Tube dimension to DIN 46329**
- **For non-tension connections of Al cables to DIN 48201, part 5 and aluminum cables to DIN EN 50182**
- **With code number for clear tool assignment**
- **Filled with contact grease for optimum crimp characteristics**

Al/Cu



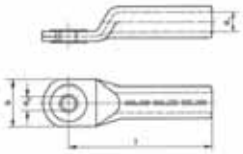

Characteristics

- Total cross-section: 10 - 400 mm² rm/sm
- For screwing non-tension aluminum connections using copper washers in humid areas
- For pre-rounded sector shaped conductors
- With copper eye in screw-on area
- With crimp markings for correct crimping
- Precise end machining for easy cable insertion

Material

- E-Al
- Copper acc. to EN 13600

Surface

- Bright finished

Nominal cross section mm²		Size of bolt			Dimension mm				Number of crimps		Weight 100 pcs. ~kg		Packing
rm/sm	se	dia.	Part No.	Code	b	d1	d2	l	mech.	hydr.	Cu	Total	unit/pcs
10	--	M 6	**302R6**	10	18	5.0	6.5	52	4	2	0.260	1.20	10
	--	M 8	**302R8**	10	22	5.0	8.5	52	4	2	0.580	1.50	10
16	25	M 8	**302R8**	12	22	5.8	8.5	52	4	2	0.600	1.95	10
	25	M 10	**303R10**	12	25	5.8	10.5	52	4	2	0.600	2.00	10
25	35	M 8	**304R8**	12	22	6.8	8.5	60	4	2	0.625	2.00	10
	35	M 10	**304R10**	12	25	6.8	10.5	60	4	2	0.900	2.10	10
35	50	M 10	**305R10**	14	26	8.0	10.5	67	5	2	0.800	3.00	10
	50	M 12	**305R12**	14	30	8.0	13.0	67	5	2	1.120	3.10	10
50	70	M 10	**306R10**	16	27	9.8	10.5	72	5	2	0.900	3.60	10
	70	M 12	**306R12**	16	30	9.8	13.0	72	5	2	1.120	3.80	10
70	95	M 10	**307R10**	18	29	11.2	10.5	86	6	3	1.075	5.60	10
	95	M 12	**307R12**	18	32	11.2	13.0	86	6	3	1.300	5.70	10
95	120	M 10	**308R10**	22	32	13.2	10.5	90	6	3	1.435	10.00	5
	120	M 12	**308R12**	22	35	13.2	13.0	90	6	3	1.735	9.50	5
	120	M 16	**308R16**	22	38	13.2	17.0	90	6	3	2.655	10.00	5

Compression cable lugs, Al/Cu, with copper eye

Nominal cross section mm²		Size of bolt dia.	Part No.	Code	Dimension mm				Number of crimps		Weight 100 pcs. ~kg		Packing unit/pcs
rm/sm	se				b	d1	d2	l	mech.	hydr.	Cu	Total	
120	150	M 12	**309R12**	22	35	14.7	13.0	91	6	3	1.810	8.70	5
	150	M 16	**309R16**	22	38	14.7	17.0	91	6	3	2.230	8.80	5
150	185	M 12	**310R12**	25	35	16.3	13.0	103	6	3	2.025	12.20	5
	185	M 16	**310R16**	25	41	16.3	17.0	103	6	3	2.655	12.30	5
	185	M 20	**310R20**	25	44	16.3	21.0	103	6	3	3.620	12.80	5
185	240	M 12	**311R12**	28	40	18.3	13.0	106	6	3	2.320	15.00	5
	240	M 16	**311R16**	28	42	18.3	17.0	106	6	3	4.975	15.50	5
	240	M 20	**311R20**	28	46	18.3	21.0	106	6	3	4.610	15.50	5
240	300	M 12	**312R12**	32	45	21.0	13.0	116	8	3	2.750	20.00	5
	300	M 16	**312R16**	32	45	21.0	17.0	116	8	3	3.400	21.00	5
	300	M 20	**312R20**	32	49	21.0	21.0	116	8	3	4.600	22.00	5
300	--	M 16	**313R16**	34	51	23.3	17.0	124	8	3	3.980	21.60	1
	--	M 20	**313R20**	34	51	23.3	21.0	124	8	3	5.510	22.20	1
400	--	M 16	**314R16**	38	58	26.0	17.0	165	--	4	4.200	35.00	1
	--	M 20	**314R20**	38	58	26.0	21.0	165	--	4	5.950	35.00	1

- sm/se - conductor needs to be pre-rounded
- sm = sector stranded
- rm = round multi-stranded
- se = sector solid
- **Tools: see chart page 130**

Compression joints, Al/Cu



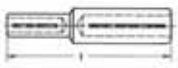

Al/Cu

- **Tube dimensions to DIN 46267 part 1 and 2**
- **For non-tension connections of Al cables to DIN 48201, part 5 and aluminum cables to DIN EN 50182**
- **With code number for clear tool assignment**

Characteristics

- Total cross-section: 10 - 300 mm²
- For connecting non-tension aluminum and copper connections
- With crimp markings for correct crimping
- Precise end machining for easy cable insertion

Material

- E-Al
- Copper acc. to EN 13600

Surface

- Bright finished

Nominal cross section mm²			Part No.	Code		Dimension mm			Weight 100 pcs. ~kg		Packing unit/pcs
Al rm/sm	Al se	Cu rm/sm		Al	Cu	l	Al	Cu	Cu	Total	
10	16	10	**322R10**	10	6	55.0	5.0	4.5	0.212	1.100	4
	16	16	**322R16**	10	8	61.0	5.0	5.4	0.714	1.550	4
16	25	10	**323R10**	12	6	55.0	6.0	4.5	0.212	1.500	4
	25	16	**323R16**	12	8	61.0	6.0	5.4	0.714	1.750	4
25	35	10	**324R10**	12	6	55.0	6.8	4.5	0.212	1.400	4
	35	16	**324R16**	12	8	61.0	6.8	5.5	0.714	1.650	4
	35	25	**324R25**	12	10	61.0	6.8	7.0	0.892	1.900	4
	35	35	**324R35**	12	12	61.0	6.8	8.2	1.624	2.000	4
	35	50	**324R50**	12	14	72.0	6.8	10.0	2.362	3.500	4
25/4	35	16	**324R416**	12	8	61.0	7.6	5.5	0.714	1.600	4
	35	25	**324R425**	12	10	61.0	7.6	7.0	0.892	1.850	4

Compression joints, Al/Cu

Nominal cross section mm²			Code			Dimension mm			Weight 100 pcs. ~kg		Packing unit/ pcs
Al rm/sm	Al se	Cu rm/sm	Part No.	Al	Cu	l	Al	Cu	Cu	Total	
35	50	16	**325R16**	14	8	71.0	8.0	5.5	0.714	2.500	4
	50	25	**325R25**	14	10	71.0	8.0	7.0	0.892	2.650	4
	50	35	**325R35**	14	12	71.0	8.0	8.2	1.519	3.300	4
	50	50	**325R50**	14	14	77.0	8.0	10.0	2.362	3.530	4
35/6	50	16	**325R616**	14	8	71.0	9.0	5.5	0.714	2.450	4
	50	25	**325R625**	14	10	71.0	9.0	7.0	0.892	2.600	4
	50	35	**325R635**	14	12	71.0	9.0	8.2	1.624	3.250	4
50	70	16	**326R16**	16	8	71.5	9.8	5.5	0.714	2.850	4
	70	25	**326R25**	16	10	71.5	9.8	7.0	0.892	3.200	4
	70	35	**326R35**	71.5	9.8	8.2	16	12	1.624	3.800	4
	70	50	**326R50**	77.5	9.8	10.0	16	14	2.362	4.550	4
70	95	16	**327R16**	79.0	11.2	5.5	18	8	0.714	4.100	4
	95	25	**327R25**	79.0	11.2	7.0	18	10	0.892	3.950	4
	95	35	**327R35**	79.0	11.2	8.2	18	12	1.624	4.900	4
	95	50	**327R50**	85.0	11.2	10.0	18	14	2.362	5.700	4
	95	70	**327R70**	86.0	11.2	11.5	18	16	2.921	7.250	4
	95	95	**327R95**	95.0	11.2	13.5	18	18	4.957	9.360	4
	95	120	**327R120**	99.0	11.2	15.5	18	20	5.640	10.540	4
95	120	16	**328R16**	79.0	13.2	5.5	22	8	0.714	6.150	4
	120	25	**328R25**	79.0	13.2	7.0	22	10	0.892	6.300	4
	120	35	**328R35**	79.0	13.2	8.2	22	12	1.519	6.800	4
	120	50	**328R50**	85.0	13.2	10.0	22	14	2.362	8.050	4
	120	70	**328R70**	87.0	13.2	11.5	22	16	3.105	8.200	4
	120	95	**328R95**	95.0	13.2	13.5	22	18	4.957	10.350	4
	120	120	**328R120**	95.0	13.2	15.5	22	20	5.640	11.550	4
120	150	35	**329R35**	81.0	14.7	8.2	22	12	1.519	7.600	4
	150	50	**329R50**	87.0	14.7	10.0	22	14	2.362	7.900	4
	150	70	**329R70**	89.0	14.7	11.5	22	16	3.105	8.500	4
	150	95	**329R95**	97.0	14.7	13.5	22	18	4.857	11.000	4
	150	120	**329R120**	97.0	14.7	15.5	22	20	5.640	10.280	4
150	185	16	**330R16**	91.5	16.3	5.4	25	8	0.714	7.800	4
	185	25	**330R25**	91.5	16.3	6.8	25	10	0.892	8.000	4
	185	35	**330R35**	91.5	16.3	8.2	25	12	1.624	8.400	4
	185	50	**330R50**	98.5	16.3	10.0	25	14	2.362	10.200	4
	185	70	**330R70**	99.5	16.3	11.5	25	16	3.105	10.350	4
	185	95	**330R95**	107.5	16.3	13.5	25	18	4.957	12.650	4
	185	120	**330R120**	107.5	16.3	15.5	25	20	5.640	13.900	4
	185	150	**330R150**	124.0	16.3	17.0	25	22	8.231	16.700	4
185	240	50	**331R50**	99.0	18.3	10.0	28	14	2.362	12.100	1
	240	70	**331R70**	100.0	18.3	11.5	28	16	3.105	13.000	1
	240	95	**331R95**	108.0	18.3	13.5	28	18	4.957	14.450	1
	240	120	**331R120**	108.0	18.3	15.5	28	20	5.640	13.720	1
	240	150	**331R150**	113.0	18.3	17.0	28	22	8.231	19.550	1
	240	185	**331R185**	116.0	18.3	19.0	28	25	9.621	21.000	1
240	300	50	**332R50**	110.0	21.0	10.0	32	14	2.362	16.500	1
	300	70	**332R70**	111.0	21.0	11.5	32	16	3.105	18.000	1
	300	95	**332R95**	119.0	21.0	13.5	32	18	4.957	19.000	1
	300	120	**332R120**	119.0	21.0	15.5	32	20	5.640	20.500	1
	300	150	**332R150**	124.0	21.0	17.0	32	22	8.231	23.300	1
	300	185	**332R185**	127.0	21.0	19.0	32	25	9.621	25.500	1
	300	240	**332R240**	128.0	21.0	21.5	32	28	12.705	30.100	1

Compression joints, Al/Cu

Nominal cross section mm²				Code		Dimension mm			Weight 100 pcs. ~kg		Packing unit/ pcs
Al rm/sm	Al se	Cu rm/sm	Part No.	Al	Cu	l	Al	Cu	Cu	Total	
	--	120	**333R120**	119.0	23.5	15.5	34	20	5.640	27.800	1
	--	150	**333R150**	124.0	23.5	17.0	34	22	8.234	31.100	1
300	--	185	**333R185**	127.0	23.5	19.0	34	25	9.621	32.700	1
	--	240	**333R240**	128.0	23.5	21.5	34	28	12.705	37.500	1
	--	300	**333R300**	134.0	23.5	24.5	34	32	16.099	41.700	1

- sm/se - conductor needs to be pre-rounded
- sm = sector stranded
- rm = round multi-stranded
- se = sector solid

Use for the copper side of the article DIN sleeve for compacted conductors.
Sleeves for compacted conductors and sleeves for 3- and 4-core conductors see chapter "Sleeves for compacted and sector shaped conductors-Cu"
Reduction sleeves to connect different cross sections can be found at 83

Tools: see chart page 130

Compression joints with copper connecting bolt, Al



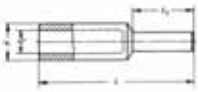

Al/Cu

- **Tube dimensions to DIN 46267 part 1 and 2**
- **For non-tension connections of Al cables to DIN 48201, part 5 and aluminum cables to DIN EN 50182**
- **With code number for clear tool assignment**

Characteristics

- Total cross-section: 25 - 300 mm²
- For screwing non-tension Al connections in Cu clamps
- With crimp markings for correct crimping
- Also for pre-rounded sector shaped conductors
- Precise end machining for easy cable insertion

Material

- E-Al
- Copper acc. to EN 13600

Surface

- Bright finished

Nominal cross section mm²				Bolt dia. mm	Conductor dia. mm	Dimension mm				Weight 100 pcs. ~kg		Packing unit/pcs
rm/sm	se	Part No.	Code			d dia.	d1	l	l1	Cu	Total	
25	35	**344R**	12	6	6.3	12.0	6.8	58	20	0.462	1.6	10
35	50	**345R**	14	7	7.5	14.0	8.0	71	22	0.695	2.5	10
50	70	**346R**	16	8	9.0	16.0	10.0	74	25	1.037	3.3	10
70	95	**347R**	18	10	10.5	18.5	11.5	87	30	1.958	5.4	10
95	120	**348R**	22	12	12.5	23.0	13.2	91	33	3.112	8.7	10
120	150	**349R**	22	12	14.0	23.0	15.0	97	38	3.598	9.0	10
150	185	**350R**	25	12	15.8	25.5	16.5	108	38	3.598	10.9	10
185	240	**351R**	28	14	17.5	28.5	18.5	116	44	3.692	15.7	5
240	300	**352R**	32	16	20.3	32.5	21.5	128	44	7.435	21.8	5
300	--	**353R**	34	18	22.5	34.5	23.5	131	46	9.410	26.7	1

- sm/se - conductor needs to be pre-rounded
- sm = sector stranded
- rm = round multi-stranded
- se = sector solid

Tools: see chart page 130

Bi-metallic washer

Flat washer for processing aluminum and copper cable lugs



Characteristics

- Galvanic separation between copper and aluminum
- Only for use in dry areas

Material

- E-Al, one side copper plated

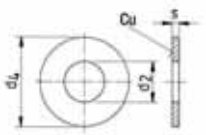

Size of bolt dia.	Part No.	Dimension mm d2	d4	s	Weight/ 100 pcs. ~ kg	Packing unit/pcs
M 8	**CS818**	8.5	18	1	0.09	10
M 10	**CS1022**	11.0	22	2	0.26	10
M 12	**CS1228**	13.0	28	2	0.44	10
M 14	**CS1428**	15.0	28	2	0.40	10
M 16	**CS1635**	17.0	35	2	0.66	10

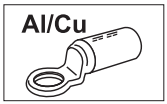

Tool application chart

Compression cable lugs and connectors made from Al/Cu

Crimping range corresponds to nominal cross-section mm²	Crimping tools		Tool type						Crimp profile	Page (Tool)
	Tools	Crimping head/ Adapter	Mechanical crimping tools	mechanical, electrical, pneumatic, crimping tools with interchangeable dies/heads	Hand hydraulic crimping tools	Battery powered crimping tools	Hydraulic crimping systems	Hydraulic crimping heads		
10-70	K354			•					⬡	260
	EK354					•			⬡	314
	EK354L					•			⬡	316
10-185	K18			•					⬡	262
	HK6018				•				⬡	286
	EK5018L					•			⬡	320
	PK18							•	⬡	362
	THK18						•		⬡	362
	HK60UNV	+ UA18			•				⬡	354
	EK60UNVL	+ UA18				•			⬡	357
	EKM60UNVL	+ UA18				•			⬡	356
	PK60UNV	+ UA18						•	⬡	355
10-240	K22			•					⬡	264
	HK6022				•				⬡	288
	EK6022L					•			⬡	324
	EKM6022L					•			⬡	322
	PK22							•	⬡	364
	THK22						•		⬡	364
	HK60UNV	+ UA22			•				⬡	354
	EK60UNVL	+ UA22				•			⬡	357
	EKM60UNVL	+ UA22				•			⬡	356
	PK60UNV	+ UA22						•	⬡	355
	HK12030				•				⬡	292
	HK12042				•				⬡	294
	HK120U				•				⬡	296
	EK12030L					•			⬡	330
	EK12042L					•			⬡	332
	EK120UL					•			⬡	334
	EK120UNVL					•			⬡	358
	HK122EL380						•		⬡	390
	PK12042							•	⬡	368
	PK120U							•	⬡	370
10-500	HK252						•		⬡	388
	HK252EL380						•		⬡	391
	PK252							•	⬡	372
150-500	HK45				•				⬡	389
	PK45							•	⬡	374



Simply branch and connect.

Clamps and screw connectors.

C and H-shaped clamps as well as parallel groove clamps are used wherever power lines are branched. Screw connectors are a practical alternative for service and maintenance since they can be used across the entire cross-section spectrum. Just a few variants cover all possible connections. Screw connectors can be used on aluminum cables without compound as the special grooved profile pierces the oxide layer during the screwing operation.

The key benefit of compact tap connectors is that, provided the specified safety precautions are taken, they can also be installed while live.



The H-clamps in our range are lightning current tested to EN 50164-1 Class H (100 kA 10/350 µs).

- **C and H-shaped clamps.**
- **Parallel groove clamps.**
- **Screw connectors, also barrier types, for aluminum/copper connections.**
- **Compact tap connectors for 3 and 4 core sector-shaped cables.**



Branching **without splitting** *the conductor.*

- C and H-shaped clamps with nominal cross sections from 2.5 mm² to 185 mm².
- Parallel groove clamps from 2.5 mm² to 150 mm².
- Either with or without thrust plate.

Benefits:

- **Cables can be branched into various nominal cross-sections without having to cut the main conductor.**
- Thrust plates on parallel groove clamps guarantee optimal hold of the branch connection as pressure is being distributed symmetrically.
- *More from Page 137.*



Simply screw *– and the connection is made.*



More from Page 141.

- For aluminum and copper conductors.
- With nominal cross sections from 2.5 mm² to 185 mm².
- With or without shear heads.
- Special grooved profile on the inside.

Benefits:

- Suitable screw connectors for diverse applications such as street lighting or using copper sheathed wires and plastic-insulated conductors.
- No torque wrench required **to install screw connectors with shear heads**, since the screw shears off on reaching the required torque.
- During screwing the grooved profile pierces the oxide layer on the conductor guaranteeing always a perfect contact.

Installation **without downtimes.**

- Compact tap connectors with nominal cross sections up to 185 mm².
- For 3 and 4 sector-shaped conductors with angles of 120° and 90° respectively.
- For aluminum and copper conductors.
- With or without shear heads for the main conductor.
- Can be installed live to VDE specifications using the correct Klauke tools (more from Page 476).



More from Page 147.

Benefits:

- The range includes proper solutions for practically every application.
- You can install tap conductors **without disconnecting the power supply.** No interruption of production sequences, operation can be maintained.
- Multi-phase tap conductors can be installed without disrupting the main conductor, even in tight spaces.

- ***Screw connectors and compact tap connectors should be protected against moisture because of varying material properties after processing.***

Punched cable lugs, Cu



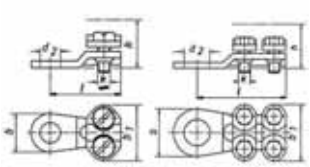

For screwing conductors to VDE 0295 Class 1 and 2, for example in lightning protection areas

Characteristics

- Total cross-section: 6 - 300 mm²
- Also for outdoor assembly
- Available with 2 or 4 screws

Material

- Cu-ETP
- Screws: DIN 84 / DIN 933 bronze, F 60

Surface

- Tin-plated

Order info

- Bright finish version also available, part number appendix "bk"

Nominal cross section mm²	Part No.	Dimension mm						Number of screws	Weight/ 100 pcs. ~ kg	Packing unit/ pcs
		b	b1	d2	k	h	l			
6 - 10	**572R6**	15.0	18.0	6.5	M4	10	23.0	2	1.30	50
10 - 16	**573R6**	15.0	20.5	6.5	M5	14	27.0	2	1.30	50
	573R8	15.0	20.5	8.5	M5	14	27.0	2	1.30	50
16 - 25	**574R8**	15.0	25.0	8.5	M5	16	30.0	2	2.75	50
	584R8	18.5	22.5	8.5	M5	16	36.0	4	3.70	25
	584R10	19.5	22.5	10.5	M5	16	37.0	4	3.75	25
25 - 35	**575R8**	18.5	24.0	8.5	M5	16	25.5	2	2.50	50
	585R8	18.5	24.0	8.5	M5	16	38.5	4	4.30	25
	585R10	21.5	24.0	10.5	M5	16	42.0	4	4.65	25
	585R12	21.5	24.0	13.0	M5	16	42.0	4	4.50	25
35 - 50	**586R10**	19.0	28.0	10.5	M6	19	46.0	4	6.75	25
	586R12	21.0	28.0	13.0	M6	19	47.0	4	6.70	25
50 - 70	**587R10**	23.5	31.0	10.5	M6	19	51.0	4	9.35	10
	587R12	23.5	31.0	13.0	M6	19	51.0	4	9.30	10
70 - 95	**588R10**	24.0	34.0	10.5	M6	25	57.0	4	12.00	10
	588R12	24.0	34.0	13.0	M6	25	57.0	4	11.85	10
95 - 150	**589R10**	30.0	42.0	10.5	M8	32	61.0	4	20.15	10
	589R12	30.0	42.0	13.0	M8	32	61.0	4	20.20	10
	589R16	30.0	42.0	17.0	M8	32	61.5	4	20.10	10
150 - 240	**590R10**	34.0	48.5	10.5	M8	32	68.5	4	24.40	5
	590R12	34.0	48.5	13.0	M8	32	68.5	4	24.35	5
	590R16	34.0	48.5	17.0	M8	32	68.5	4	24.30	5
	590R20	36.0	48.5	21.0	M8	32	70.5	4	24.25	5
185 - 300	**592R12**	32.0	50.0	13.0	M8	37	68.5	4	27.95	5
	592R16	32.0	50.0	17.0	M8	37	68.5	4	28.00	5
	592R20	34.5	50.5	21.0	M8	37	70.0	4	27.95	5

Tube screw connectors, CuZn

Characteristics
- Total cross-section: 6 - 300 mm²
- A connection needs to be soldered
- With soldering hole and fixing screws for easy processing



Material
- CuZn 40 Pb 2
- Screws: DIN 551 steel

Surface
- Tin-plated

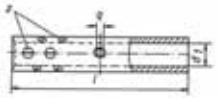

Nominal cross section mm²	Part No.	Dimension mm d1	l	dia. q	z*	Weight/ 100 pcs. ~ kg	Packing unit/pcs
6	**551R**	3.5	25	3.3	2	0.60	10
10	**552R**	4.5	30	3.3	2	1.20	10
16	**553R**	5.5	40	4.2	4	1.90	10
25	**554R**	7.0	45	4.2	4	2.85	10
35	**555R**	8.5	45	5.0	4	3.00	10
50	**556R**	10.0	48	5.0	4	4.00	10
70	**557R**	12.0	52	6.8	4	6.30	10
95	**558R**	13.5	55	6.8	4	8.05	10
120	**559R**	15.0	60	6.8	4	9.90	10
150	**560R**	17.0	64	6.8	4	11.80	5
185	**561R**	19.0	70	6.8	10	14.30	5
240	**562R**	21.0	70	6.8	10	15.50	5
300	**563R**	24.0	75	6.8	10	19.30	1

▸ z = number of set screws

Screw T-connectors, CuZn



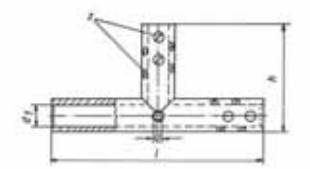

Characteristics
- Total cross-section: 4 - 95 mm²
- A connection needs to be soldered
- With soldering hole and fixing screws for easy processing

Material
- CuZn 40 Pb 2
- Screws: DIN 551 steel

Surface
- Tin-plated

Nominal cross section mm²	Part No.	Dimension mm d1	h	l	dia. q	z*	Weight/ 100 pcs. ~ kg	Packing unit/pcs
4 - 6	**TAS6**	3.0	18	30	2.5	3	1.05	10
10	**TAS10**	4.5	25	40	3.5	3	2.15	10
16	**TAS16**	5.5	27	42	3.5	6	2.50	10
25	**TAS25**	7.0	29	45	4.5	6	3.70	10
35	**TAS35**	8.5	32	52	4.5	6	4.30	10
50	**TAS50**	10.0	34	56	6.0	9	7.40	10
70	**TAS70**	12.0	41	62	6.5	9	9.80	5
95	**TAS95**	13.5	44	68	7.0	9	12.80	5

▸ z = number of set screws

Parallel groove clamps, Cu, 1 screw

For screwing conductors to VDE 0295 Class 1 and 2, for example in lightning protection areas



Characteristics

- Total cross-section: 2.5 - 95 mm²
- Also for outdoor assembly
- Version with 1 screw
- Available either with or without thrust plate
- With thrust plate for equal pressure distribution with differing cross-section pairings

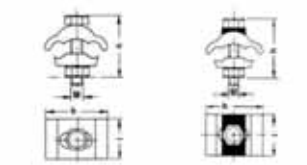

Material

- Cu-ETP
- Screws: high-tensile copper alloy F 60
- Nut: copper

Surface

- Bright

Nominal cross section mm²	Part No.	Dimension mm b	h	l	M	Md Nm	Weight/ 100 pcs. ~ kg	Packing unit/pcs
Without thrust plate								
2.5 - 16	**SAK10**	19.5	16	16	M5	6	2.10	10
2.5 - 25	**SAK12**	25.0	21	18	M6	8	4.10	10
	SAK14	25.0	22	20	M7	14	3.95	10
6 - 35	**SAK16**	28.0	23	20	M7	14	6.0	10
6 - 50	**SAK18**	32.5	26	24	M7	14	8.0	10
	SAK20	33.5	27	22	M8	20	8.6	10
6 - 70	**SAK22**	37.5	29	24	M8	20	11.1	5
10 - 95	**SAK24**	41.0	36	28	M8	20	15.6	5
With thrust plate								
2.5 - 16	**SAK11**	19.5	16	16	M5	6	2.6	10
2.5 - 25	**SAK13**	25.0	21	18	M6	8	4.30	10
	SAK15	25.0	22	18	M7	14	4.6	10
6 - 35	**SAK17**	28.0	23	20	M7	14	6.3	10
6 - 50	**SAK19**	32.5	26	20	M7	14	7.9	10
	SAK21	33.5	27	22	M8	20	9.1	10
6 - 70	**SAK23**	37.5	29	24	M8	20	11.6	5
10 - 95	**SAK25**	45.0	36	31	M10	39	19.60	5

Parallel groove clamps, Cu, 2 screws



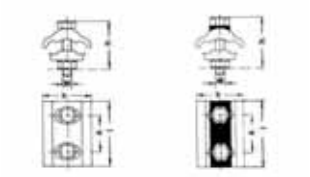

For screwing conductors to VDE 0295 Class 1 and 2, for example in lightning protection areas

Characteristics

- Total cross-section: 2.5 - 150 mm²
- Also for outdoor assembly
- Version with 2 screws
- Available either with or without thrust plate
- With thrust plate for equal pressure distribution with differing cross-section pairings

Material

- Cu-ETP
- Screws: high-tensile copper alloy F 60
- Nut: copper

Surface

- Bright finished

Nominal cross section mm²	Part No.	Dimension mm b	h	l	A	M	Md Nm	Weight/ 100 pcs. ~ kg	Packing unit/pcs
Without thrust plate									
2.5 - 16	**SAK30**	20.5	16.0	24	13.0	M5	6	3.7	10
2.5 - 25	**SAK32**	25.5	21	27	13.5	M6	8	6.4	10
	SAK34	25.0	22	30	15.0	M7	14	7.7	10
6 - 35	**SAK36**	30.0	23	30	15	M7	14	8.5	10
6 - 50	**SAK38**	33.0	26	32	16.0	M7	14	12.3	10
10 - 50	**SAK40**	32.5	27	36	18.0	M8	20	12.9	10
10 - 95	**SAK44**	45.0	36	46	25.5	M10	39	28.7	5
16 - 150	**SAK46**	52.5	40	52	26.0	M10	39	37.4	5
With thrust plate									
2.5 - 16	**SAK31**	19.5	16	24	13.0	M5	6	4.1	10
2.5 - 25	**SAK33**	25.5	21	27	14.0	M6	8	7.0	10
	SAK35	25.0	22	30	15.0	M7	14	7.9	10
6 - 35	**SAK37**	28.0	23	32	16.0	M7	14	10.2	10
6 - 50	**SAK39**	33.0	26	32	17.0	M7	14	12.8	10
10 - 50	**SAK41**	32.5	27	34.5	18.0	M8	20	14.7	10
6 - 70	**SAK43**	37.0	29	38.5	19.0	M8	20	19.1	5
10 - 95	**SAK45**	41.0	36	43	20.0	M8	20	25.0	5
16 - 150	**SAK47**	52.5	40	52	26.0	M10	39	39.0	5

C-Clamps, Cu

- Ideal for clamping identical conductor cross-sections e.g. to VDE 0295 classes 1 and 2
- The split of the main conductor is omitted



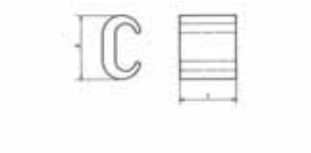

Characteristics
- Total cross-section: 16 - 95 mm²
- Optimum conducting characteristics in combination with compound

Material
- Cu-ETP

Surface
- Tin-plated to protect against corrosion (other surfaces available upon request)

Order info
- Bright finish version also available, part number appendix "bk"

Part No.	Conductor size rm/re		Dimension mm		Weight/ 100 pcs. ~ kg	Packing unit/pcs
	Main Conductor	Junction	b	l		
CK16	16/25	16/25	16.0	15	0.94	25
CK25	25/35	25/35	20.0	16	1.68	25
CK35	35/50	35/50	25.7	22	3.42	25
CK50	50/-	50/-	28.0	23	4.88	25
CK70	70/-	70/-	34.0	28	9.69	10
CK95	95/-	95/-	35.0	28	7.30	10

- rm = round multi-stranded
- re = round solid
- **Tools: see chart page 150**

C-Clamps, Cu, Multi purpose clamps

- Ideal for clamping non-identical conductor cross-sections e.g. to VDE 0295 classes 1 and 2
- The split of the main conductor is omitted





Characteristics
- Total cross-section: 2.5 - 185 mm²
- Optimum conducting characteristics in combination with compound

Material
- Cu-ETP

Surface
- Tin-plated to protect against corrosion

Order info
- Bright finish version also available, part number appendix "bk"

Part No.	Conductor size rm/re		Dimension mm		Weight/ 100 pcs. ~ kg	Packing unit/pcs
	Main conductor	Junction	b	l		
MCK44	2.5 - 4/2.5 - 4	2.5 - 4/2.5 - 4	9.8	8	0.185	25
MCK1010	6 - 10/10	4 - 6/4 - 10	12.0	12	0.460	25
MCK1016	10 - 16/16	4 - 10/4 - 10	19.0	17	1.900	25
MCK1025	16 - 25/25	4 - 10/4 - 10	19.0	17	1.900	25
MCK3535	16 - 25/25 - 35	16 - 25/16 - 35	20.0	17	1.750	25
MCK2550	35/50	4 - 25/4 - 25	24.8	23	4.400	25

C-Clamps, Cu, Multi purpose clamps

Part No.	Conductor size rm/re		Dimension mm		Weight/ 100 pcs. ~ kg	Packing unit/pcs
	Main conductor	Junction	b	l		
MCK5050	35/50	16 - 35/25 - 50	26.5	23	4.200	25
MCK3570	50 - 70/-	4 - 35/4 - 35	33.8	28	10.700	10
MCK3595	95/-	16 - 35	41.0	30	15.000	10
MCK7095	95/-	35 - 70	41.0	30	14.000	10
MCK120120	120/-	35 - 120	45.0	30	16.550	10
MCK150150	150/-	70 - 150	53.0	35	23.000	5
MCK185185	185/-	95 - 185	60.0	40	33.000	5

- rm = round multi-stranded
- re = round solid
- **Tools: see chart page 150**

H-Clamps, Cu



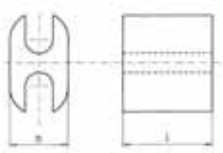

- **Ideal for clamping identical conductor cross-sections e.g. to VDE 0295 class 2**
- **Acc. to EN 50164-1 lightning protection certified**
- **The split of the main conductor is omitted**

Characteristics

- Total cross-section: 70 - 120 mm²
- H-shape allows simple processing
- Optimum conducting characteristics in combination with compound

Material

- Cu-ETP

Surface

- Tin-plated to protect against corrosion

Order info

- Bright finish version also available, part number appendix "bk"

Part No.	Conductor size rm		Dimension mm		Weight/ 100 pcs. ~ kg	Packing unit/pcs
	Main conductor	Junction	b	l		
AH7070*	70	70	17.0	28.0	6.5	25
AH9595	95	95	22.0	30.0	10.0	25
AH120120	120	120	24.0	25.0	9.8	25

- rm = round multi-stranded
- * = According to EN 50164-1 lightning protection certified
- **Tools: see chart page 151**

Compound for clamps



- **Optimum conductivity properties for processing aluminum cable lugs and connectors and clamps (C and H-type)**

Characteristics

- Water-resistant, with corundum for destroying the oxidation layer on contact surfaces
- Contents/can: 0.125 kg

Part No.
KF125

Screw connectors for shielded copper wires

- Suitable cross-section range, for example shielded copper wires
- Ideal for connecting identical and different conductor cross-sections



Characteristics
- Special grooved profile inside for removing the oxidation layer when screwing
- With inspection hole for monitoring cable entry

Material
- Insulated body: brass (CuZn)
- Screws: stainless steel, tin-plated

Surface
- Tin-plated

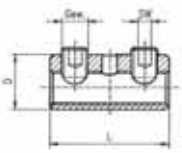

Part No.	Nominal cross section mm² rm	re	Dimension mm D	L	bolt data Number of screws	AF	Thread	Md Nm	Weight/ 100 pcs. ~ kg	Packing unit/ pcs
SV100	6 - 25	6 - 35	14	40	2	4	M8x1	10	3.9	4

- rm = round multi-stranded
- re = round solid

Please observe instructions at "Technical appendix" on page i-9

Screw connectors for street lighting

- Suitable cross-section range for street lighting
- Ideal for connecting identical and different conductor cross-sections



Characteristics
- Special grooved profile inside for removing the oxidation layer when screwing
- With inspection hole for monitoring cable entry

Material
- Insulated body: brass (CuZn)
- Screws: stainless steel, tin-plated

Surface
- Tin-plated, bright finished version available (part number appendix "BK")

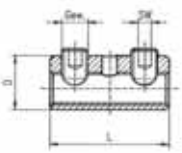

Part No.	Nominal cross section mm² rm	re	Dimension mm D	L	bolt data Number of screws	AF	Thread	Weight/ 100 pcs. ~ kg	Packing unit/ pcs
SV200	2.5 - 10	2.5 - 16	10	30	2	2.5	M5x1.5	1.35	4
SV200BK	2.5 - 10	2.5 - 16	10	30	2	2.5	M5x1.5	1.35	4

- rm = round multi-stranded
- re = round solid

Please observe instructions at "Technical appendix" on page i-9

Screw connector with 2 screws



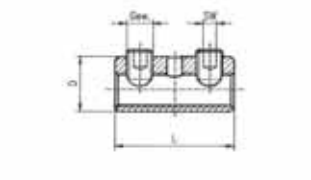

- Ideal for connecting identical and different conductor cross-sections
- For connecting different conductor types and materials, e.g. to VDE 0295 Class 1 and 2 and Al conductors to DIN 48201 part 5
- With inspection hole for monitoring cable entry (dissimilar materials must not come into contact)

Characteristics

- Total cross-section: 2.5 - 185 mm²
- Special grooved profile inside for removing the oxidation layer when screwing
- Either with or without shear head, shear head partly fixed
- Version with 2 screws

Material

- Insulated body: high-tensile aluminum alloy
- Screws: copper alloy, tin-plated

Surface

- Bright finished or tin-plated

Order info

- * = fixed version, part number appendix "NL"
- ** = Version with fixed countersink shear head, part number appendix "VK"

Nominal cross section mm²			Dimension mm			bolt data		Weight/ 100 pcs.	Packing unit/
rm/sm	rm(v)/re/se	Part No.	D	L	AF	Thread	Md Nm	~ kg	pcs
Without shear head, bright finished									
6 - 25	6 - 35	**SV303**	14	40	4	M8x1	8	1.5	4
6 - 35	6 - 50	**SV300**	16	40	4	M10x2	8	1.7	4
16 - 95	16 - 95	**SV301**	25	55	5	M12x16	20	6.6	4
--	35 - 150	**SV308**	28	70	6	M18x1.5	25	11.3	4
35 - 185	35 - 185	**SV302**	32	80	6	M18x1.5	25	16	4
Without shear head, tin-plated									
6 - 25	6 - 35	**SV303V**	14	40	4	M8x1	8	1.5	4
Cu 2.5/Al 6 - 35	Cu 2.5/Al 6 - 50	**SV300V**	16	40	4	M10x2	8	1.7	4
16 - 35	16 - 50	**SV307V**	22	57	5	M10x1.5	15	4.7	4
16 - 95	16 - 95	**SV301V**	25	55	5	M12x16	20	6.6	4
35 - 185	35 - 185	**SV302V**	32	80	6	M18x1.5	25	16	4
With shear head, bright finished									
6 - 25	6 - 35	***SV303AK**	14	40	4	M8x1	8	1.5	1
6 - 35	--	**SV304AKNL**	16	40	4	M10x1	8	1.7	4
16 - 35	16 - 50	**SV307AKNL**	22	57	5	M10x1.5	15	4.7	4
16 - 95	16 - 95	**SV301AK**	25	55	5	M12x16	20	6.6	4
35 - 185	35 - 185	**SV302AK**	32	80	6	M18x1.5	25	16	4
With shear head, tin-plated									
Cu 2.5/Al 6 - 35	Cu 2.5/Al 6-50	**SV304AKNLV**	16	40	4	M10x1	8	1.7	4
16 - 95	16 - 95	****SV301AKV**	55	55	5	M12x16	20	6.6	4
35 - 185	35 - 185	**SV302AKV**	32	80	6	M18x1.5	25	16	4

- sm/se - conductor needs to be pre-rounded
- rm = round multi-stranded
- rm (v) = round multi-stranded compacted
- sm = sector stranded
- re = round solid
- se = sector solid

Please observe instructions at "Technical appendix" on page i-9

Screw connectors with barrier

- Ideal for connecting identical and different conductor cross-sections
- For connecting different conductor types and materials, e.g. to VDE 0295 Class 1 and 2 and Al conductors to DIN 48201 part 5



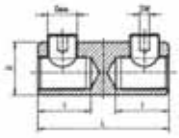

Characteristics

- Total cross-section: 2.5 - 185 mm²
- Special grooved profile inside for removing the oxidation layer when screwing
- Either with or without shear head, shear head partly fixed
- Version with 2 screws and barrier

Material

- Insulated body: high-tensile aluminum alloy
- Screws: copper alloy, tin-plated

Surface

- Bright finished or tin-plated

Order info

- * = Version with fixed countersink shear head, part number appendix "VK"

Nominal cross section mm²			Dimension mm			bolt data			Weight/ 100 pcs. ~ kg	Packing unit/ pcs
rm/sm	rm(v)/re/se	Part No.	D	l	L	AF	Thread	Md Nm		
Without shear head, bright finished										
2.5 - 35	2.5 - 50	**SV315**	16	17.5	40	4	M10x1	9	1.7	4
16 - 95	16 - 95	**SV309**	25	22	55	5	M12x1	20	6.6	4
--	35 - 150	**SV320**	28	31	70	6	M18x1.5	25	11.3	4
35 - 185	35 - 185	**SV310**	32	32	80	6	M18x1.5	25	16	4
Without shear head, tin-plated										
Cu 2.5/ Al 6 - 35	Cu 2.5/Al 6 - 50	**SV315V**	16	17.5	40	4	M10x1	9	1.7	4
16 - 95	16 - 95	**SV309V**	25	22	55	5	M12x1	20	6.6	4
--	35 - 150	**SV320V**	28	31	70	6	M18x1.5	25	11.3	4
35 - 185	35 - 185	**SV310V**	32	32	80	6	M18x1.5	25	16	4
With shear head, bright finished										
6 - 25	6 - 35	**SV311AKNL**	14	17.5	40	4	M8x1	8	1.5	4
6 - 35	--	**SV312AKNL**	16	17.5	40	4	M10x1	8	1.7	4
16 - 95	16 - 95	**SV309AK**	25	22	55	5	M12x1	20	6.6	4
35 - 185	35 - 185	**SV310AK**	32	32	80	6	M18x1.5	25	16	4
With shear head, tin-plated										
Cu 2.5/ Al 6-35	Cu 2.5/Al 6-50	**SV312AKNLV**	16	17.5	40	4	M10x1	8	1.7	4
16 - 35	16 - 50	**SV319AKNLV**	22	24	57	4	M12x1	15	7.6	4
16 - 95	16 - 95	***SV309AKV**	25	22	55	5	M12x1	20	6.6	4
35 - 185	35 - 185	***SV310AKV**	32	32	80	6	M18x1.5	25	16	4

- sm/se - conductor needs to be pre-rounded
- rm = round multi-stranded
- rm (v) = round multi-stranded compacted
- sm = sector stranded
- re = round solid
- se = sector solid

Please observe instructions at "Technical appendix" on page i-9

Screw connectors with 4 screws



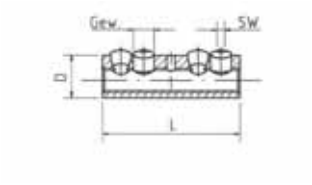

- **Ideal for connecting identical and different conductor cross-sections**
- **For connecting different conductor types and materials, e.g. to VDE 0295 Class 1 and 2 and Al conductors to DIN 48201 part 5**
- **With inspection hole for monitoring cable entry (dissimilar materials must not come into contact)**

Characteristics

- Total cross-section: 25 - 185 mm²
- Special grooved profile inside for removing the oxidation layer when screwing
- Either with or without shear head
- Version with 4 screws

Material

- Insulated body: high-tensile aluminum alloy
- Screws: copper alloy, tin-plated

Surface

- Bright finished or tin-plated

Nominal cross section mm²			Dimension mm		bolt data			Weight/ 100 pcs.	
rm/sm	rm(v)/re/se	Part No.	D	L	AF	Thread	Md Nm	~ kg	Packing unit/pcs
Without shear head, bright finished									
25 - 95	25 - 95	**SV305**	25	92	5	M12x1	20	12	4
35 - 185	35 - 185	**SV306**	32	108	6	M18x1.5	25	25	4
Without shear head, tin-plated									
25 - 95	25 - 95	**SV305V**	25	92	5	M12x1	20	12	4
35 - 185	35 - 185	**SV306V**	32	108	6	M18x1.5	25	25	4
With shear head, bright finished									
25 - 95	25 - 95	**SV305AK**	25	92	5	M12x1	20	12	4
35 - 185	35 - 185	**SV306AK**	32	108	6	M18x1.5	25	25	4
With shear head, tin-plated									
25 - 95	25 - 95	**SV305AKV**	25	92	5	M12x1	20	12	4
35 - 185	35 - 185	**SV306AKV**	32	108	6	M18x1.5	25	25	4

- sm/se - conductor needs to be pre-rounded
- rm = round multi-stranded
- rm (v) = round multi-stranded compacted
- sm = sector stranded
- re = round solid
- se = sector solid

Please observe instructions at "Technical appendix" on page i-9

Insulated screw connectors

- Ideal for connecting identical and different conductor cross-sections
- For connecting different conductor types and materials, e.g. to VDE 0295 Class 1 and 2 and Al conductors to DIN 48201 part 5
- With inspection hole for monitoring cable entry (dissimilar materials must not come into contact)



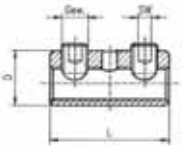

Characteristics

- Total cross-section: 6 - 185 mm²
- Special grooved profile inside for removing the oxidation layer when screwing
- Insulated body
- Version with 2 screws, without barrier
- Either with or without shear head

Material

- Insulated body: high-tensile aluminum alloy
- Screws: copper alloy, tin-plated

Surface

- Bright finished or tin-plated

Nominal cross section mm²			Dimension mm		bolt data			Weight/ 100 pcs.	
rm/sm	rm(v)/re/se	Part No.	D	L	AF	Thread	Md Nm	~ kg	Packing unit/pcs
Without shear head, bright finished									
6 - 25	6 - 35	**SV400**	14	40	4	M8x1	8	1.7	4
25 - 95	25 - 95	**SV410**	25	55	5	M12x1	20	6	4
35 - 185	35 - 185	**SV420**	32	80	6	M18x1.5	25	14.5	4
Without shear head, tin-plated									
16 - 35	16 - 50	**SV405V**	22	57	5	M10x1.5	15	5	4
35 - 185	35 - 185	**SV420V**	32	80	6	M18x1.5	25	14.5	4
With shear head, bright finished									
25 - 95	25 - 95	**SV410AK**	25	55	5	M12x1	20	6	4
35 - 185	35 - 185	**SV420AK**	32	80	6	M18x1.5	25	14.5	4

- rm = round multi-stranded
- rm (v) = round multi-stranded compacted
- sm = sector stranded
- re = round solid
- se = sector solid
- sm/se - conductor needs to be pre-rounded

Please observe instructions at "Technical appendix" on page i-9

Insulated screw connectors with barrier



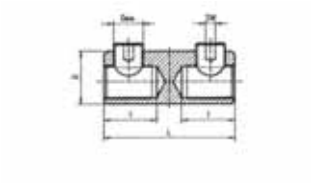

- **Ideal for connecting identical and different conductor cross-sections**
- **For connecting different conductor types and materials, e.g. to VDE 0295 Class 1 and 2 and Al conductors to DIN 48201 part 5**

Characteristics

- Total cross-section: 25 - 185 mm²
- Special grooved profile inside for removing the oxidation layer when screwing
- Insulated body
- Version with 2 screws
- Either with or without shear head

Material

- Insulated body: high-tensile aluminum alloy
- Screws: copper alloy, tin-plated

Surface

- Bright finished

Order info

- ** = Version with fixed countersink shear head, part number appendix "VK"

Nominal cross section mm²			Dimension mm			bolt data			Weight/ 100 pcs.	Packing unit/
rm/sm	rm(v)/re/se	Part No.	D	l	L	AF	Thread	Md Nm	~ kg	pcs
Without shear head										
25 - 95	25 - 95	**SV430**	25	22	55	5	M12x1	20	6.6	4
35 - 185	35 - 185	**SV440**	32	32	80	6	M18x1.5	25	16.0	4
With shear head										
25 - 95	25 - 95	**SV430AK**	25	22	55	5	M12x1	20	6.6	4
35 - 185	35 - 185	****SV440AK**	32	32	80	6	M 18 x 1.5	25	16.0	4

- sm/se - conductor needs to be pre-rounded
- rm = round multi-stranded
- rm (v) = round multi-stranded compacted
- sm = sector stranded
- re = round solid
- se = sector solid

Please observe instructions at "Technical appendix" on page i-9

Compact tap connectors with shear head, for three conductor cable

- Suitable for main and branch conductors made from Al and Cu
- The split of the main conductor is omitted
- For use e.g. with energy suppliers



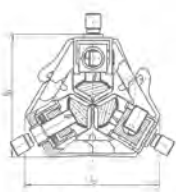

Characteristics

- To VDE, can be installed under voltage with corresponding fully insulated assembly tools
- With shear heads for the main conductor, fixed

Nominal cross section mm² Main conductor				Tap conductor			Clamp data Dimension mm			Bolts				
Cu rm/ sm	Cu rm(v) / re/se	Al rm/sm	Al rm(v) / re/se	rm/sm	rm(v)/ re/se	Part No.	la	lb	Width	Circle dia.	AF	Thread	Weight/ pcs. ~kg	Packing unit/pcs
70 - 150	70 - 150	70 - 150	70 - 150	6 - 70	6 - 95	**KSK1503**	84	76	45	90	5	M10x1/ M10	0.35	1

- sm/se - conductor needs to be pre-rounded
- rm = round multi-stranded
- rm (v) = round multi-stranded compacted
- sm = sector stranded
- re = round solid
- se = sector solid

Please observe instructions at the Technical Appendix" on page i-10 and the corresponding assembly tools on page 476

Compact tap connectors with shear head, for four conductor cable



- Suitable for main and branch conductors made from Al and Cu
- The split of the main conductor is omitted
- For use e.g. with energy suppliers

Characteristics

- To VDE, can be installed under voltage with corresponding fully insulated assembly tools
- With shear heads for the main conductor, fixed

Nominal cross section mm² Main conductor				Tap conductor			Clamp data Dimension mm			Bolt data				
Cu rm/sm	Cu rm(v) / re/se	Al rm/sm	Al rm(v) / re/se	rm/sm	rm(v)/ re/se	Part No.	la	lb	Width	Circle dia.	AF	Thread	Weight/ pcs. ~kg	Packing unit/pcs
70 - 150	70 - 150	70 - 150	70 - 150	6 - 70	6 - 95	**KSK1504**	107	90	46	110	5	M10x1/ M10	0.63	1
70 - 150	70 - 150	70 - 150	70 - 185	6 - 35	6 - 50	**KSK1854**	107	90	52	106	5	M10x1/ M10	0.58	1

- sm/se - conductor needs to be pre-rounded
- rm = round multi-stranded
- rm (v) = round multi-stranded compacted
- sm = sector stranded
- re = round solid
- se = sector solid

Please observe instructions at the "Technical Appendix" on page i-10 and the corresponding assembly tools at page 476

Compact tap connector, for four conductor cable, for main conductor 25-50 mm² Cu rm/sm



- Suitable for main and branch conductors made from Al and Cu
- The split of the main conductor is omitted
- For use e.g. with energy suppliers

Characteristics

- To VDE, can be installed under voltage with corresponding fully insulated assembly tools

Nominal cross section mm² Main conductor				Tap conductor			Dimension mm			Bolt data				
Cu rm/sm	Cu rm(v) / re/se	Al rm/sm	Al rm(v) / re/se	rm/sm	rm(v)/ re/se	Part No.	la	lb	Width	Circle dia.	AF	Thread	Weight/ pcs. ~kg	Packing unit/pcs
25 - 50	25 - 50	25 - 50	35 - 70	6 - 35	6 - 50	**KSK504**	88	75	50	91	5	M10x1/ M10	0.46	1

- sm/se - conductor needs to be pre-rounded
- rm = round multi-stranded
- rm (v) = round multi-stranded compacted
- sm = sector stranded
- re = round solid
- se = sector solid

Please observe instructions at the Technical Appendix" on page i-11 and the corresponding assembly tools on page 476

Compact tap connectors, for three conductor cable

- Suitable for main and branch conductors made from Al and Cu
- The split of the main conductor is omitted
- For use e.g. with energy suppliers



Characteristics

- To VDE, can be installed under voltage with corresponding fully insulated assembly tools

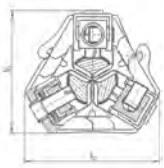

Nominal cross section mm² Main conductor				Tap conductor			Dimension mm			Bolt data				
Cu rm/sm	Cu rm(v) / re/se	Al rm/sm	Al rm(v) / re/se	rm/sm	rm(v)/ re/se	Part No.	la	lb	Width	Circle dia.	AF	Thread	Weight/ pcs. ~kg	Packing unit/pcs
70 - 150	70 - 150	70 - 150	70 - 150	6 - 70	6 - 95	**SKR1503**	84	76	45	90	5	M10x1/ M10	0.38	1

- sm/se - conductor needs to be pre-rounded
- rm = round multi-stranded
- rm (v) = round multi-stranded compacted
- sm = sector stranded
- re = round solid
- se = sector solid

Please observe instructions at the Technical Appendix" on page i-10 and the corresponding assembly tools at page 476

Compact tap connectors, for four conductor cables, for main conductor 70 - 150 mm² Cu rm/sm

- Suitable for main and branch conductors made from Al and Cu
- The split of the main conductor is omitted
- For use e.g. with energy suppliers



Characteristics

- To VDE, can be installed under voltage with corresponding fully insulated assembly tools
- Suitable for main and branch conductors made from Al and Cu



Nominal cross section mm² Main conductor				Tap conductor			Dimension mm			Bolt data				
Cu rm/sm	Cu rm(v) / re/se	Al rm/sm	Al rm(v) / re/se	rm/sm	rm(v)/ re/se	Part No.	la	lb	Width	Circle dia.	AF	Thread	Weight/ pcs. ~kg	Packing unit/pcs
70 - 95	70 - 95	70 - 95	70 - 120	6 - 35	6 - 50	**SKR1204**	90	77	50	93	5	M10x1/ M10	0.46	1
70 - 120	70 - 120	70 - 120	70 - 150	6 - 35	6 - 50	**SKR150504**	93	80	50	62	5	M10x1/ M10	0.46	1
70 - 120	70 - 120	70 - 150	70 - 150	6 - 70	6 - 95	**SKR1504**	107	90	46	110	5	M10x1/ M10	0.62	1
95 - 150	95 - 150	95 - 150	95 - 150	16 - 120	16 - 150	**SKR1501504**	118	118	93	120	5	M12x1/ M12	1.34	1
95 - 150	95 - 150	95 - 150	95 - 185	6 - 70	6 - 95	**SKR1854**	107	96	46	114	5	M10x1/ M10	0.58	1

- sm/se - conductor needs to be pre-rounded
- rm = round multi-stranded
- rm (v) = round multi-stranded compacted
- sm = sector stranded
- re = round solid
- se = sector solid

Please observe instructions at the Technical Appendix" on page i-10 and the corresponding assembly tools at page 476

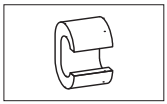

Tool application chart

C-Clamps

Crimping range corresponds to nominal cross-section mm²	Crimping tools		Tool type						Crimp profile	Page (Tool)
	Tools	Crimping head/ Adapter	Mechanical crimping tools	mechanical, electrical, pneumatic, crimping tools with interchangeable dies/heads	Hand hydraulic crimping tools	Battery powered crimping tools	Hydraulic crimping systems	Hydraulic crimping heads		
4-35	K354			•					⬭	260
	EK354					•			⬭	314
	EK354L					•			⬭	316
4-50	K18			•					⬭	262
	HK6018				•				⬭	286
	EK5018L					•			⬭	320
	PK18							•	⬭	362
	THK18						•		⬭	362
	HK60UNV	+ UA18			•				⬭	354
	EK60UNVL	+ UA18				•			⬭	357
	EKM60UNVL	+ UA18				•			⬭	356
	PK60UNV	+ UA18						•	⬭	355
	K22			•					⬭	264
	HK6022				•				⬭	288
	EK6022L					•			⬭	324
	EKM6022L					•			⬭	322
	PK22							•	⬭	364
	THK22						•		⬭	364
	HK60UNV	+ UA22			•				⬭	354
	EK60UNVL	+ UA22				•			⬭	357
	EKM60UNVL	+ UA22				•			⬭	356
	PK60UNV	+ UA22						•	⬭	355
10-70	HK12030				•				⬭	292
	HK12042				•				⬭	294
	HK120U				•				⬭	296
	EK12030L					•			⬭	330
	EK12042L					•			⬭	332
	EK120UL					•			⬭	334
	EK120UNVL					•			⬭	358
	HK122EL380						•		⬭	390
	PK12042							•	⬭	368
	PK120U							•	⬭	370
10-185	HK252						•		⬭	388
	HK252EL380						•		⬭	391
	PK252							•	⬭	372



Tool application chart

H-Clamps

Crimping range corresponds to nominal cross-section mm²	Crimping tools		Tool type						Crimp profile	Page (Tool)
	Tools	Crimping head/ Adapter	Mechanical crimping tools	mechanical, electrical, pneumatic, crimping tools with interchangeable dies/heads	Hand hydraulic crimping tools	Battery powered crimping tools	Hydraulic crimping systems	Hydraulic crimping heads		
70	K22			•					⬭	264
	HK6022				•				⬭	288
	EK6022L					•			⬭	324
	EKM6022L					•			⬭	322
	EK60UNVL	+ UA22				•			⬭	357
	THK22						•		⬭	364
	PK22							•	⬭	364
70-120	HK12030				•				⬭	292
	HK12042				•				⬭	294
	HK120U				•				⬭	296
	EK12030L					•			⬭	330
	EK12042L					•			⬭	332
	EK120UL					•			⬭	334
	EK120UNVL					•			⬭	358
	HK122EL380						•		⬭	390
	PK12042							•	⬭	368
	PK120U							•	⬭	370
	HK252						•		⬭	388
	HK252EL380						•		⬭	391
	PK252							•	⬭	372

KLAUKE®

No more spliced conductors.



Non-insulated and insulated cable end-sleeves.

Crimped cable end-sleeves avoid splicing of individual wires of fine and superfine stranded copper conductors. In addition, cables can be inserted into connecting terminals much more easily, effective electrical connections in the terminals being guaranteed.

Cable end-sleeves are made from high quality electrolytic copper and are tin or silver-plated to prevent oxidation.



- **Non-insulated cable end-sleeves to DIN 46228, Part 1.**
- **Insulated cable end-sleeves to DIN 46228, Part 4, with CSA testing.**
- **Insulated twin cable end sleeves for conductor loops.**
- **Insulated cable end-sleeves for short circuit-resistant conductors.**



The easy-entry insulation enables fast insertion of conductors with no splicing.



Non-insulated cable end-sleeves **in all sizes and lengths.**



- With nominal cross sections from 0.25 mm² to 240 mm².
- Also silver plated design.

Benefits:

- Fine and superfine stranded conductors up to a nominal cross section of 240 mm² can be crimped to the standardized chamber dimension without splicing and within the DIN range.
- The silver plated design provides excellent conductivity and outstanding contact properties and are the ideal solution for applications in aggressive environments.
- Klauke crimping profiles, such as the special trapezoid crimp, enable crimping of thinned, compacted or fine stranded conductors.

Polypropylene *makes the difference.*



- Insulated cable end-sleeves with nominal cross-sections from 0.14 mm² to 150 mm².
- Calibrated cable end-sleeves **can be used in fully-automated cable harness processing**.
- Designs to DIN 46228, Part 4, and two further colour codes.
- In different lengths.
- With easy-entry polypropylene insulation for continuous load to 105 °C.
- Halogen-free
- CSA-tested designs.
- With nominal cross-sections from 1.5 mm² to 16 mm² for short circuit-resistant conductors.

Benefits:

- The conductors can be **connected to the clamps better and faster** after crimping.
- Calibrated precision.
- Easy-entry polypropylene insulation for simple conductor insertion.
- Halogen-free insulation prevents hydrochloric acid-containing vapours from developing in case of fire.
- Permanently safe installation with heat and age-resistant plastic collars.

Simple, **multiple** *population.*



- Twin cable end-sleeves with nominal cross sections from 0.25 mm² to 16 mm².
- In different lengths.
- DIN colour code.
- Halogen-free polypropylene insulation.
- CSA-tested.

Benefits:

- In tight areas, twin cable end-sleeves are often the only alternative for conductor loops.
- **The solution for multiple configuration of clamps.**

Cable end-sleeves, acc. to DIN, copper





- For fine and superfine stranded conductors, e.g. VDE 0295 Class 5 and 6
- Burr-free, with expansion for easy cable insertion
- Crimped cable end-sleeves for easy mounting to cable clamps

Characteristics

- Total cross-section: 0.25 - 240 mm²
- Acc. to DIN 46228 part 1 and similar versions

Material

- Copper acc. to EN 13600

Surface

- Tin-plated

Order info

- Silver plated version also available, without part number appendix "V", exception: part number 705V silver plated = part number 7050

Nominal cross section mm²	Part No.	Dimension mm d1	d2	l	s	Weight/ 1000 pcs.~ kg	Packing unit/pcs
0.25	*695V	0.75	1.7	5	0.15	0.02	1000
	*697V	0.75	1.7	7	0.15	0.03	1000
0.34	*705V	0.85	1.8	5	0.15	0.02	1000
	*707V	0.85	1.8	7	0.15	0.03	1000
0.5	71S6V	1.00	2.1	6	0.15	0.03	1000
	*71S8V	1.00	2.1	8	0.15	0.04	1000
	71S10V	1.00	2.1	10	0.15	0.05	1000
0.75	716V	1.20	2.3	6	0.15	0.04	1000
	*718V	1.20	2.3	8	0.15	0.05	1000
	7110V	1.20	2.3	10	0.15	0.06	1000
	*7112V	1.20	2.3	12	0.15	0.08	1000
	*7115V	1.20	2.3	15	0.15	0.09	1000
1	72S6V	1.40	2.5	6	0.15	0.04	1000
	*72S8V	1.40	2.5	8	0.15	0.06	1000
	72S10V	1.40	2.5	10	0.15	0.07	1000
	*72S12V	1.40	2.5	12	0.15	0.08	1000
	*72S15V	1.40	2.5	15	0.15	0.10	1000
1.5	*726V	1.70	2.8	6	0.15	0.05	1000
	727V	1.70	2.8	7	0.15	0.06	1000
	*728V	1.70	2.8	8	0.15	0.07	1000
	7210V	1.70	2.8	10	0.15	0.09	1000
	7212V	1.70	2.8	12	0.15	0.10	1000
	*7215V	1.70	2.8	15	0.15	0.13	1000
	7218V	1.70	2.8	18	0.15	0.15	1000
	*7220V	1.70	2.8	20	0.15	0.17	1000
2.5	737V	2.20	3.4	7	0.15	0.08	1000
	*738V	2.20	3.4	8	0.15	0.09	1000
	7310V	2.20	3.4	10	0.15	0.11	1000
	7312V	2.20	3.4	12	0.15	0.13	1000
	*7315V	2.20	3.4	15	0.15	0.17	1000
	7318V	2.20	3.4	18	0.15	0.20	1000
	*7320V	2.20	3.4	20	0.15	0.22	1000

Cable end-sleeves, acc. to DIN, Cu

Nominal cross section mm²	Part No.	Dimension mm d1	d2	l	s	Weight/ 1000 pcs.~ kg	Packing unit/pcs
4	*748V	2.80	4.0	8	0.20	0.14	1000
	749V	2.80	4.0	9	0.20	0.16	1000
	*7410V	2.80	4.0	10	0.20	0.17	1000
	7412V	2.80	4.0	12	0.20	0.20	1000
	7415V	2.80	4.0	15	0.20	0.27	1000
	7418V	2.80	4.0	18	0.20	0.32	1000
	*7420V	2.80	4.0	20	0.20	0.35	1000
6	7510V	3.50	4.7	10	0.20	0.23	100
	7512V	3.50	4.7	12	0.20	0.27	100
	7515V	3.50	4.7	15	0.20	0.34	100
	7518V	3.50	4.7	18	0.20	0.40	100
	*7520V	3.50	4.7	20	0.20	0.45	100
	*7525V	3.50	4.7	25	0.20	0.56	100
10	*7610V	4.5	5.8	10	0.2	0.27	100
	7612V	4.5	5.8	12	0.2	0.33	100
	7615V	4.5	5.8	15	0.2	0.41	100
	7618V	4.5	5.8	18	0.2	0.49	100
	*7620V	4.5	5.8	20	0.2	0.55	100
	*7625V	4.5	5.8	25	0.2	0.68	100
16	7712V	5.8	7.5	12	0.2	0.43	100
	7715V	5.8	7.5	15	0.2	0.53	100
	7718V	5.8	7.5	18	0.2	0.60	100
	*7720V	5.8	7.5	20	0.2	0.70	100
	7725V	5.8	7.5	25	0.2	0.87	100
	7732V	5.8	7.5	32	0.2	1.11	100
25	*7812V	7.3	9.5	12	0.2	0.80	50
	7815V	7.3	9.5	15	0.2	0.99	50
	7818V	7.3	9.5	18	0.2	1.18	50
	*7820V	7.3	9.5	20	0.2	1.31	50
	7825V	7.3	9.5	25	0.2	1.63	50
	*7828V	7.3	9.5	28	0.2	1.82	50
	7832V	7.3	9.5	32	0.2	2.07	50
35	*7912V	8.3	11.0	12	0.2	0.90	50
	*7915V	8.3	11.0	15	0.2	1.12	50
	7918V	8.3	11.0	18	0.2	1.34	50
	*7920V	8.3	11.0	20	0.2	1.48	50
	*7922V	8.3	11.0	22	0.2	1.63	50
	7925V	8.3	11.0	25	0.2	1.80	50
	*7930V	8.3	11.0	30	0.2	2.20	50
	7932V	8.3	11.0	32	0.2	2.35	50
50	8018V	10.5	13.0	18	0.3	1.69	50
	*8022V	10.5	13.0	22	0.3	2.05	50
	8025V	10.5	13.0	25	0.3	2.32	50
	*8030V	10.5	13.0	30	0.3	2.77	50
	8032V	10.5	13.0	32	0.3	2.95	50
70	*8122V	12.7	15.0	22	0.4	3.31	25
	*8125V	12.7	15.0	25	0.4	3.75	25
	*8130V	12.7	15.0	30	0.4	4.48	25
	*8132V	12.7	15.0	32	0.4	4.78	25

Cable end-sleeves, acc. to DIN, Cu

Nominal cross section mm²	Part No.	Dimension mm d1	d2	l	s	Weight/ 1000 pcs.~ kg	Packing unit/pcs
95	*8225V	14.7	17.0	25	0.4	4.32	25
	*8230V	14.7	17.0	30	0.4	5.17	25
	*8232V	14.7	17.0	32	0.4	5.17	25
	*8234V	14.7	17.0	34	0.4	5.84	25
120	*8330V	16.7	19.0	30	0.5	7.35	25
	*8332V	16.7	19.0	32	0.5	7.83	25
	*8334V	16.7	19.0	34	0.5	8.31	25
	*8338V	16.7	19.0	38	0.5	9.28	25
	*8340V	16.7	19.0	40	0.5	9.76	25
150	*8432V	18.7	21.0	32	0.5	8.75	25
	*8434V	18.7	21.0	34	0.5	9.28	25
	*8438V	18.7	21.0	38	0.5	10.36	25
	*8440V	18.7	21.0	40	0.5	10.89	25
185	*8532V	20.2	23.5	32	0.6	11.38	25
	*8540V	20.2	23.5	40	0.6	14.17	25
240	*8634V	23.0	24.0	34	0.5	11.25	25
	*8640V	23.0	24.0	40	0.5	13.23	25

* = not standardized

Tools: see chart page 165

Cable end -sleeves, acc. to DIN, brass



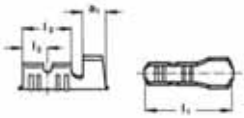

- For fine and superfine stranded conductors, e.g. VDE 0295 Class 5 and 6
- Crimped cable end-sleeves for splice-free mounting to cable clamps

Characteristics

- Total cross-section: 0.5 - 2.5 mm²
- Acc. to DIN 46228, part 2

Material

- Brass (CuZn)

Surface

- Tin-plated to protect against corrosion

Nominal cross section mm²	Nominal size to DIN	Part No.	Dimension mm a1	l1	l2	l3	s	Weight/ 1000 pcs.~ kg	Packing unit/pcs
0.5-1	B 1 - 7	SH271	2.5	11	3.5	7	0.3	0.20	100
1.5	B 1.5 - 7	SH272	2.5	11	3.5	7	0.3	0.23	100
2.5	B 2.5 - 7	SH273	2.5	11	3.5	7	0.3	0.32	100

Tools: see chart page 167

Insulated cable end-sleeves, acc. to DIN, Easy Entry

- For fine and superfine stranded conductors
- Easy-Entry insulation for easy cable insertion
- Crimped cable end-sleeves for easy mounting to cable clamps



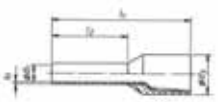

Characteristics

- Total cross-section: 0.5 - 150 mm²
- Colour-coding and tube dimension to DIN 46228, part 4 (0.5 - 50 mm²)
- Halide free
- Heat resistant to 105° C

Material

- Copper acc. to EN 13600
- Synthetic material: polypropylene

Surface

- Tin-plated to protect against corrosion

Order info

- Now also available in handy plastic boxes for smaller requirements, part number appendix "SB"

Nominal cross section mm²	Part No.	Colour	Dimension mm d1	d3	l1	l2	s1	Weight/ 1000 pcs.~ kg	Packing unit/ pcs
0.5	4696	□	1.0	3.1	12	6	0.15	0.070	1000
	4698	□	1.0	3.1	14	8	0.15	0.070	1000
	GR4698	□	1.0	3.1	14	8	0.15	0.070	500 ***
	46910	□	1.0	3.1	16	10	0.15	0.085	1000
0.75	4706	■	1.2	3.3	12	6	0.15	0.080	1000
	4708	■	1.2	3.3	14	8	0.15	0.080	1000**
	GR4708	■	1.2	3.3	14	8	0.15	0.080	500 ***
	47010	■	1.2	3.3	16	10	0.15	0.100	1000
	47012	■	1.2	3.3	18	12	0.15	0.105	1000
1	4716	■	1.4	3.5	12	6	0.15	0.090	1000
	4718	■	1.4	3.5	14	8	0.15	0.100	1000**
	GR4718	■	1.4	3.5	14	8	0.15	0.100	500 ***
	47110	■	1.4	3.5	16	10	0.15	0.120	1000
	47112	■	1.4	3.5	18	12	0.15	0.125	1000
1.5	4726	■	1.7	4.0	12	6	0.15	0.105	1000
	4728	■	1.7	4.0	14	8	0.15	0.110	1000**
	GR4728	■	1.7	4.0	14	8	0.15	0.110	500 ***
	47210	■	1.7	4.0	16	10	0.15	0.130	1000
	47212	■	1.7	4.0	18	12	0.15	0.150	1000
	47218	■	1.7	4.0	24	18	0.15	0.190	1000
2.5	4738	■	2.2	4.7	14	8	0.15	0.150	1000**
	GR4738	■	2.2	4.7	14	8	0.15	0.150	500 ***
	47312	■	2.2	4.7	18	12	0.15	0.200	1000
	47318	■	2.2	4.7	24	18	0.15	0.250	1000
4	47410	■	2.8	5.4	17	10	0.20	0.210	100**
	47412	■	2.8	5.4	20	12	0.20	0.250	100
	47418	■	2.8	5.4	26	18	0.20	0.320	100
6	47512	■	3.5	6.9	20	12	0.20	0.350	100**
	47518	■	3.5	6.9	26	18	0.20	0.460	100
10	47612	■	4.5	8.4	22	12	0.20	0.450	100**
	47618	■	4.5	8.4	28	18	0.20	0.650	100
16	47712	■	5.8	9.6	24	12	0.20	0.650	100**
	47718	■	5.8	9.6	28	18	0.20	0.800	100

Insulated cable end-sleeves, acc. to DIN, Easy Entry

Nominal cross section mm²	Part No.	Colour	Dimension mm d1	d3	l1	l2	s1	Weight/ 1000 pcs.~ kg	Packing unit/pcs
25	**47816**		7.3	12.0	30	16	0.20	1.600	50
	47818		7.3	12.0	32	18	0.20	1.700	50
	47822		7.3	12.0	36	22	0.20	2.000	50
35	**47916**		8.3	13.5	30	16	0.20	1.900	50
	47918		8.3	13.5	32	18	0.20	2.100	50
	47925		8.3	13.5	39	25	0.20	2.500	50
50	**48020**		10.3	16.0	36	20	0.30	3.300	50
	48025		10.3	16.0	40	25	0.30	3.600	50
70	***48121**		13.5	17.2	37	21	0.40	4.620	25
95	***48225**		14.7	19.2	44	25	0.40	6.000	25
120	***48327**		16.7	21.4	48	27	0.45	7.850	25
150	***48432**		19.5	25.0	58	32	0.50	12.330	25

- * = not standardized
- ** = Also available in small handy packs
- *** = Quantity per bag
- **Tools: see chart page 168**

Insulated cable end-sleeves, acc. to DIN, Easy Entry, colour code 1



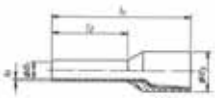

- **For fine and superfine stranded conductors**
- **Easy-Entry insulation for easy cable insertion**
- **Crimped cable end-sleeves for easy mounting to cable clamps**

Characteristics

- Total cross-section: 0.14 - 50 mm²
- Acc. to DIN 46228, part 4 (0.5 - 50 mm²)
- Halide free
- Heat resistant to 105° C

Material

- Copper acc. to EN 13600
- Synthetic material: polypropylene

Surface

- Tin-plated to protect against corrosion (other surfaces available upon request)

Nominal cross section mm²	Part No.	Colour	Dimension mm d1	d3	l1	l2	s1	Weight/ 1000 pcs.~ kg	Packing unit/ pcs
0.14	***166GR**		0.7	2.3	10.4	6	0.12	0.035	1000
	***166GRL**		0.7	2.3	12.4	8	0.12	0.040	1000
0.25	***167H**		0.8	2.3	10.4	6	0.15	0.045	1000
	***167HL**		0.8	2.3	12.4	8	0.15	0.050	1000
0.34	***168T**		0.8	2.5	10.4	6	0.15	0.045	1000
	***168TL**		0.8	2.5	12.4	8	0.15	0.050	1000
0.5	**1690K**		1.0	3.0	12.0	6	0.15	0.070	1000
	1690		1.0	3.0	14.0	8	0.15	0.070	1000
	GR1690		1.0	3.0	14.0	8	0.15	0.070	500 **
	1690H		1.0	3.0	16.0	10	0.15	0.085	1000

Insulated cable end-sleeves, acc. to DIN, Easy Entry, colour code 1

Nominal cross section mm²	Part No.	Colour	Dimension mm d1	d3	l1	l2	s1	Weight/ 1000 pcs.~ kg	Packing unit/ pcs
0.75	**170WK**		1.2	3.2	12.4	6	0.15	0.080	1000
	170W		1.2	3.2	14.6	8	0.15	0.080	1000
	GR170W		1.2	3.2	14.6	8	0.15	0.080	500 **
	170WH		1.2	3.2	16.4	10	0.15	0.100	1000
	170WL		1.2	3.2	18.4	12	0.15	0.105	1000
1	**171GK**		1.4	3.5	12.4	6	0.15	0.090	1000
	171G		1.4	3.5	14.6	8	0.15	0.100	1000
	GR171G		1.4	3.5	14.6	8	0.15	0.100	500 **
	171GH		1.4	3.5	16.4	10	0.15	0.120	1000
	171GL		1.4	3.5	18.4	12	0.15	0.125	1000
1.5	**172RK**		1.7	4.0	12.0	6	0.15	0.105	1000
	172RO		1.7	4.0	14.6	8	0.15	0.110	1000
	GR172RO		1.7	4.0	14.6	8	0.15	0.110	500 **
	172RH		1.7	4.0	16.4	10	0.15	0.130	1000
	172RM		1.7	4.0	18.4	12	0.15	0.140	1000
	172RL		1.7	4.0	24.4	18	0.15	0.190	1000
2.5	**173B**		2.3	4.9	15.2	8	0.15	0.150	1000
	GR173B		2.3	4.9	15.2	8	0.15	0.150	500 **
	173BH		2.3	4.9	19.0	12	0.15	0.200	1000
	173BL		2.3	4.9	25.0	18	0.15	0.250	1000
4	**174GR**		2.9	5.5	16.5	10	0.15	0.210	100
	174GRH		2.9	5.5	19.5	12	0.15	0.250	100
	174GRL		2.9	5.5	25.5	18	0.15	0.320	100
6	**175S**		3.5	6.3	20.0	12	0.20	0.350	100
	175SL		3.5	6.3	26.0	18	0.20	0.460	100
10	**176E**		4.5	8.0	21.5	12	0.20	0.450	100
	176EL		4.5	8.0	27.5	18	0.20	0.650	100
16	**177GR**		5.8	9.6	22.2	12	0.20	0.650	100
	177GRL		5.8	9.6	28.2	18	0.20	0.800	100
25	**178BR**		7.3	12.1	29.0	16	0.20	1.600	50
	178BRL		7.3	12.1	35.0	22	0.20	2.000	50
35	**179B**		8.3	13.6	30.0	16	0.20	1.900	50
	179BL		8.3	13.6	39.0	25	0.20	2.500	50
50	**180O**		10.3	16.4	36.4	20	0.35	3.300	50
	180OL		10.3	16.4	41.4	25	0.35	4.000	50

- * = not standardized
- ** = Quantity per bag
- **Tools: see chart page 168**

Insulated cable end-sleeves acc. to DIN, Easy Entry, colour code 2



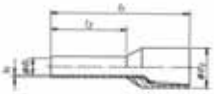

- For fine and superfine stranded conductors
- Easy-Entry insulation for easy cable insertion
- Crimped cable end-sleeves for easy mounting to cable clamps

Characteristics

- Total cross-section: 0.14 - 25 mm²
- Acc. to DIN 46228, part 4 (0.5 - 25 mm²)
- Halide free
- Heat resistant to 105° C

Material

- Copper acc. to EN 13600
- Synthetic material: polypropylene

Surface

- Tin-plated to protect against corrosion

Nominal cross section mm²	Part No.	Colour	Dimension mm d1	d3	l1	l2	s1	Weight/ 1000 pcs.~ kg	Packing unit/ pcs
0.14	*1666		0.7	2.4	10.4	6	0.12	0.035	1000
	*1668		0.7	2.4	12.4	8	0.12	0.040	1000
0.25	*1676		0.8	2.5	11.0	6	0.15	0.045	1000
	*1678		0.8	2.5	13.0	8	0.15	0.050	1000
0.34	*1686		0.8	2.5	11.0	6	0.15	0.045	1000
	*1688		0.8	2.5	13.0	8	0.15	0.050	1000
0.5	1696		1.0	3.1	11.0	6	0.15	0.070	1000
	1698		1.0	3.1	13.0	8	0.15	0.080	1000
	GR1698		1.0	3.1	13.0	8	0.15	0.080	500**
0.75	1706		1.2	3.2	11.5	6	0.15	0.080	1000
	1708		1.2	3.2	13.5	8	0.15	0.095	1000
	GR1708		1.2	3.2	13.5	8	0.15	0.095	500**
1	1716		1.4	3.4	11.5	6	0.15	0.085	1000
	1718		1.4	3.4	13.5	8	0.15	0.100	1000
	GR1718		1.4	3.4	13.5	8	0.15	0.100	500**
1.5	1726		1.7	3.9	11.5	6	0.15	0.100	1000
	1728		1.7	3.9	13.5	8	0.15	0.120	1000
	GR1728		1.7	3.9	13.5	8	0.15	0.120	500**
	17210		1.7	3.9	16.4	10	0.15	0.130	1000
	17212		1.7	3.9	18.4	12	0.15	0.140	1000
	17218		1.7	3.9	22.8	18	0.15	0.220	1000
2.5	1738		2.2	4.7	14.5	8	0.15	0.140	1000
	GR1738		2.2	4.7	14.5	8	0.15	0.140	500**
	17312		2.2	4.7	19.0	12	0.15	0.200	1000
	17318		2.2	4.7	24.0	18	0.15	0.280	1000
4	17410		2.8	5.5	16.5	10	0.20	0.260	100
	17412		2.8	5.5	20.0	12	0.20	0.300	100
	17418		2.8	5.5	25.5	18	0.20	0.390	100
6	17512		3.5	7.0	20.0	12	0.20	0.410	100
	17518		3.5	7.0	26.0	18	0.20	0.530	100
10	17612		4.5	8.4	21.5	12	0.20	0.550	100
	17618		4.5	8.4	27.0	18	0.20	0.710	100
16	17712		5.8	9.8	23.5	12	0.20	0.660	100
	17718		5.8	9.8	29.0	18	0.20	0.850	100

Insulated cable end-sleeves acc. to DIN, Easy Entry, colour code 2

Nominal cross section mm²	Part No.	Colour	Dimension mm d1	d3	l1	l2	s1	Weight/ 1000 pcs.~ kg	Packing unit/ pcs
25	**17816**	■	7.3	12.0	28.0	16	0.20	1.500	50
	17818	■	7.3	12.0	30.0	18	0.20	1.550	50
	17822	■	7.3	12.0	34.0	22	0.20	2.000	50

- * = not standardized
- ** = Quantity per bag
- **Tools: see chart page 168**

Insulated cable end-sleeves with lug

- **For fine and superfine stranded conductors**
- **With identification system for max. 6 identification rings**





Characteristics
- Total cross-section: 0.5 - 2.5 mm²
- Dimensions acc. to DIN 46228 part 4
- Insulated, halogen-free
- Heat resistant to 105° C
- Easy-Entry insulation for easy cable insertion

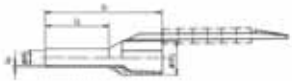

Material
- Copper acc. to EN 13600
- Synthetic material: polypropylene

Surface
- Tin-plated to protect against corrosion

Nominal cross section mm²	Part No.	Colour	Dimension mm d1	d3	l1	l2	s1	Weight/ 1000 pcs.~ kg	Packing unit/pcs
0.5	**3698**	□	1.0	3.1	13.0	8	0.15	0.16	1000
0.75	**3708**	■	1.2	3.2	13.5	8	0.15	0.16	1000
1	**3718**	■	1.4	3.4	13.5	8	0.15	0.18	1000
1.5	**3728**	■	1.7	3.9	13.5	8	0.15	0.20	1000
2.5	**3738**	■	2.2	4.7	14.5	8	0.15	0.22	1000

- **Tools: see chart page 168**

Identification rings and insert fork

- **For identifying insulated cable end-sleeves with lugs**



Characteristics
- Differing numbers / letters in the identification rings
- Packaging unit in booklet format, 200 of each symbol
- Insert fork A300 for inserting the identification rings on the insulated cable end-sleeves

Part No.	Colour	Packing unit/pcs
Identification rings		
380/-	■	1
380/+	■	1
380/0 bis 9	■	1
380/A bis Z*	■	1
Insert fork		
A300		1

- * = without letters "I" and "O"

Insulated cable end-sleeves for short circuit resistant conductors



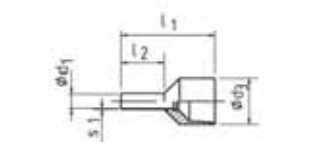

- For short circuit resistant conductors (e.g. NSGAFOU)
- Crimped cable end-sleeves for easy mounting to cable clamps

Characteristics

- Total cross-section: 1.5 - 16 mm²
- Insulated, halogen-free
- Heat resistant to 105° C
- Easy-Entry insulation for easy cable insertion
- Colour-coded cross-section assignment

Material

- Copper acc. to EN 13600
- Synthetic material: polypropylene

Surface

- Tin-plated to protect against corrosion

Nominal cross section mm²	Part No.	Colour	Dimension mm d1	d3	l1	l2	s1	Weight/ 1000 pcs.~ kg	Packing unit/pcs
1.5	4328	■	1.8	8.1	17.5	8	0.15	0.22	100
	43210	■	1.8	8.1	19.5	10	0.15	0.27	100
2.5	4338	■	2.3	8.6	17.5	8	0.15	0.24	100
	43312	■	2.3	8.6	21.5	12	0.15	0.36	100
4	43410	■	2.9	10.5	19.5	10	0.20	0.36	100
6	43512	■	3.6	11.0	23.0	12	0.20	0.49	100
10	43612	■	4.6	11.7	24.0	12	0.20	0.65	100
16	43712	■	6.0	14.4	25.5	12	0.20	0.93	100

Tools: see chart page 168

Insulated twin cable end-sleeves





- For fine and superfine stranded conductors
- For multi purpose use of clamps
- Colour-coding following DIN 46228 part 4 (0.5 - 16 mm²)
- Crimped cable end-sleeves for easy mounting to cable clamps

Characteristics

- Total cross-section: 2 x 0.25 - 2 x 16 mm²
- Insulated, halogen-free
- Heat resistant to 105° C
- Easy-Entry insulation for easy cable insertion

Material

- Copper acc. to EN 13600
- Synthetic material: polypropylene

Surface

- Tin-plated to protect against corrosion (other surfaces available upon request)

Nominal cross section mm²	Part No.	Colour	Dimension mm d1	d3	l1	l2	s1	s2	Weight/ 1000 pcs.~ kg	Packing unit/ pcs
2 x 0.25	8678	■	1.15	1.8/3.4	15.0	8	0.15	0.25	0.110	1000
2 x 0.34	8688	■	1.15	1.8/3.4	15.0	8	0.15	0.25	0.110	1000
2 x 0.5	8698	□	1.50	2.5/4.7	15.0	8	0.15	0.25	0.110	1000
2 x 0.75	8708	■	1.80	2.8/5.0	15.0	8	0.15	0.25	0.130	1000
2 x 0.75	87010	■	1.80	2.8/5.0	17.0	10	0.15	0.25	0.150	1000

Insulated twin cable end-sleeves

Nominal cross section mm²	Part No.	Colour	Dimension mm d1	d3	l1	l2	s1	s2	Weight/ 1000 pcs.~ kg	Packing unit/ pcs
2 x 1	**8718**		2.05	3.4/5.4	15.0	8	0.15	0.30	0.170	1000
	87110		2.05	3.4/5.4	17.0	10	0.15	0.30	0.170	1000
2 x 1.5	**8728**		2.30	3.6/6.6	16.0	8	0.15	0.30	0.183	1000
	87212		2.30	3.6/6.6	20.0	12	0.15	0.30	0.237	1000
2 x 2.5	**87310**		2.90	4.2/7.8	18.5	10	0.20	0.30	0.312	100
	87313		2.90	4.2/7.8	21.5	13	0.20	0.30	0.340	100
2 x 4	**87412**		3.80	4.9/8.8	23.0	12	0.20	0.30	0.467	100
2 x 6	**87514**		4.90	6.9/10.0	26.0	14	0.20	0.40	0.730	100
2 x 10	**87614**		6.50	7.2/13.0	26.0	14	0.20	0.40	0.884	100
2 x 16	**87714**		8.30	9.6/18.4	30.0	14	0.20	0.40	1.273	100

▸ **Tools: see chart page 171**

Insulated cable end-sleeves, strips

- **For fine and superfine stranded conductors**
- **Crimped cable end-sleeves for easy mounting to cable clamps**





Characteristics

- Total cross-section: 0.5 - 2.5 mm²
- Colour-coding and tube dimension to DIN 46228, part 4
- Insulated, halogen-free
- Heat resistant to 105° C
- Easy-Entry insulation for easy cable insertion

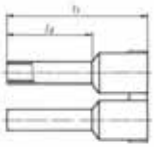

Material

- Copper acc. to EN 13600
- Synthetic material: polypropylene

Surface

- Tin-plated to protect against corrosion

Nominal cross section mm²	Part No.	Colour	Dimension mm l1	l2	Weight/ 1000 pcs.~ kg	Packing unit/pcs
0.5	**ST9698**		14	8	0.100	500
0.75	**ST9708**		14	8	0.100	500
1	**ST9718**		14	8	0.100	500
1.5	**ST9728**		14	8	0.100	500
2.5	**ST9738**		14	8	0.100	500

Insulated cable end-sleeves, small coil



- For fine and superfine stranded conductors
- Easy-Entry insulation for easy cable insertion
- Crimped cable end-sleeves for easy mounting to cable clamps
- Coiled insulated cable-end sleeves for machine processing

Characteristics

- Colour-coding and tube dimension to DIN 46228, part 4
- Insulated, halogen-free
- Heat resistant to 105° C

Material

- Copper acc. to EN 13600
- Synthetic material: polypropylene

Surface

- Tin-plated to protect against corrosion

Nominal cross section mm²	Part No.	Colour	Dimension mm l1	Dimension mm l2	Weight/ 1000 pcs.~ kg	Packing unit/pcs
0.5	**BAK9698**		14	8	0.136	1100
0.75	**BAK9708**		14	8	0.154	1100
1	**BAK9718**		14	8	0.187	800
1.5	**BAK9728**		14	8	0.200	800
2.5	**BAK9738**		14	8	0.300	500

Insulated cable end-sleeves, large coil



- For fine and superfine stranded conductors
- Easy-Entry insulation for easy cable insertion
- Crimped cable end-sleeves for easy mounting to cable clamps
- Coiled insulated cable-end sleeves for machine processing

Characteristics

- Colour-coding and tube dimension to DIN 46228, part 4
- Insulated, halogen-free
- Heat resistant to 105° C

Material

- Copper acc. to EN 13600
- Synthetic material: polypropylene

Surface

- Tin-plated to protect against corrosion

Nominal cross section mm²	Part No.	Colour	Dimension mm l1	Dimension mm l2	Weight/ 1000 pcs.~ kg	Packing unit/pcs
0.5	**BAG9698**		14	8	0.120	10000
0.75	**BAG9708**		14	8	0.130	10000
1	**BAG9718**		14	8	0.160	7500
1.5	**BAG9728**		14	8	0.173	7500
2.5	**BAG9738**		14	8	0.230	5000

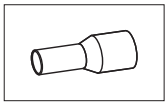

Tool application chart

Cable end-sleeves
acc. to DIN 46228, part 1

Crimping range corresponds to nominal cross-section mm²	Crimping tools		Tool type						Crimp profile	Page (Tool)
	Tools	Crimping head/ Adapter	Mechanical crimping tools	mechanical, electrical, pneumatic, crimping tools with interchangeable dies/heads	Hand hydraulic crimping tools	Battery powered crimping tools	Hydraulic crimping systems	Hydraulic crimping heads		
0,14-2,5	K1		•							224
	K48		•							224
0,14-6	K32		•							225
	K37		•							226
	KP1	+KP312		•						256
	KP1L	+KP312		•						256
	EKP1	+KP312				•				312
	TEKP1	+KP312		•						281
	KPM15	+KP312		•						282
0,14-10	K303		•							229
	KP1	+KP303		•						256
	KP1L	+KP303		•						256
	EKP1	+KP303				•				312
	TEKP1	+KP303		•						281
	KPM15	+KP303		•						282
0,14-50	K50			•						259
	EK50ML			•						278
	EK1550					•				308
	EK1550G					•				310
0,25-6	K38ERGO		•							228
0,5-2,5	K4		•							222
0,5-6	K36		•							225
	K382		•							227
0,5-16	K3		•							223
1,5-6	K46		•							222
	KP1	+KP351		•						256
	KP1L	+KP351		•						256
	EKP1	+KP351				•				312
	TEKP1	+KP351		•						281
	KPM15	+KP351		•						282
6-16	K34		•							226
10-16	KP1	+KP304		•						256
	KP1L	+KP304		•						256
	EKP1	+KP304				•				312
	TEKP1	+KP304		•						281
	KPM15	+KP304		•						282

See next page

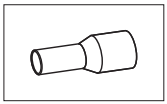

Tool application chart

**Cable end-sleeves
acc. to DIN 46228, part 1**

Crimping range corresponds to nominal cross-section mm²	Crimping tools		Tool type						Crimp profile	Page (Tool)
	Tools	Crimping head/ Adapter	Mechanical crimping tools	mechanical, electrical, pneumatic, crimping tools with interchangeable dies/heads	Hand hydraulic crimping tools	Battery powered crimping tools	Hydraulic crimping systems	Hydraulic crimping heads		
10-16	KP1	+KP352		•					○	256
	KP1L	+KP352		•					○	256
	EKP1	+KP352				•			○	312
	TEKP1	+KP352		•					○	281
	KPM15	+KP352		•					○	282
10-25	K39		•						▭	227
10-35	K35		•						⌓	223
10-50	K271		•						▭ ▭	230
	K28		•						▭	231
	EK354					•			▭	314
	K354			•					▭	260
	EK354L					•			▭	316
	EK505L					•			▭	318
10-95	K18			•					▭ ▭	262
	HK6018				•				▭ ▭	286
	EK5018L					•			▭ ▭	320
	PK18							•	▭ ▭	362
	THK18						•		▭ ▭	362
	HK60UNV	+ UA18			•				▭ ▭	354
	EK60UNVL	+ UA18				•			▭ ▭	357
	EKM60UNVL	+ UA18				•			▭ ▭	356
	PK60UNV	+ UA18						•	▭ ▭	355
10-150	THK22						•		▭ ▭	364
10-240	K22			•					▭ ▭	264
	HK6022				•				▭ ▭	288
	EK6022L					•			▭ ▭	324
	EKM6022L					•			▭ ▭	322
	PK22							•	▭ ▭	364
	HK60UNV	+ UA22			•				▭ ▭	354
	EK60UNVL	+ UA22				•			▭ ▭	357
	EKM60UNVL	+ UA22				•			▭ ▭	356
	PK60UNV	+ UA22						•	▭ ▭	355

See next page

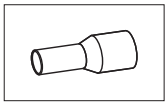

Tool application chart

Cable end-sleeves
acc. to DIN 46228, part 1

Crimping range corresponds to nominal cross-section mm²	Crimping tools		Tool type						Crimp profile		Page (Tool)
	Tools	Crimping head/ Adapter	Mechanical crimping tools	mechanical, electrical, pneumatic, crimping tools with interchangeable dies/heads	Hand hydraulic crimping tools	Battery powered crimping tools	Hydraulic crimping systems	Hydraulic crimping heads			
25-240	HK12030				•						292
	HK12042				•						294
	PK12042							•			368
	PK120U							•			370
	HK252						•				388
	PK252							•			372
	HK120U				•						296
	EK12030L					•					330
	EK12042L					•					332
	EK120UL					•					334
	EK120UNVL					•					358
50-95	K272		•								230
	K29		•								231

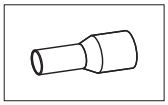

Tool application chart

Cable end-sleeves
acc. to DIN 46228, part 2

Crimping range corresponds to nominal cross-section mm²	Crimping tools		Tool type						Crimp profile	Page (Tool)
	Tools	Crimping head/ Adapter	Mechanical crimping tools	mechanical, electrical, pneumatic, crimping tools with interchangeable dies/heads	Hand hydraulic crimping tools	Battery powered crimping tools	Hydraulic crimping systems	Hydraulic crimping heads		
0.5x2.5	KP1	+KP66		•						256
	KP1L	+KP66		•						256
	EKP1	+KP66				•				312
	TEKP1	+KP66		•						281
	KPM15	+KP66		•						282

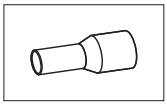

Tool application chart

Insulated cable end-sleeves to DIN 46228, part 4
Insulated cable end-sleeves for short circuit resistant conductors

Crimping range corresponds to nominal cross-section mm²	Crimping tools		Tool type						Crimp profile	Page (Tool)
	Tools	Crimping head/ Adapter	Mechanical crimping tools	mechanical, electrical, pneumatic, crimping tools with interchangeable dies/heads	Hand hydraulic crimping tools	Battery powered crimping tools	Hydraulic crimping systems	Hydraulic crimping heads		
0.14-2.5	K1		•						▭	224
	K48		•						▭	224
0.14-6	K32		•						▭	225
	K37		•						▭	226
	KP1	+KP312		•					▭	256
	KP1L	+KP312		•					▭	256
	EKP1	+KP312				•			▭	312
	TEKP1	+KP312		•					▭	281
	KPM15	+KP312		•					▭	282
0.14-10	K303		•						◇	229
	KP1	+KP303		•					◇	256
	KP1L	+KP303		•					◇	256
	EKP1	+KP303				•			◇	312
	TEKP1	+KP303		•					◇	281
	KPM15	+KP303		•					◇	282
0.14-50	K50			•					⌓	259
	EK50ML			•					⌓	278
	EK1550					•			⌓	308
	EK1550G					•			⌓	310
0.25-6	K38ERGO		•						◇	228
0,5-2,5	K4		•						⌒	222
0,5-6	K36		•						▭	225
	K382		•						◇	227
0,5-16	K3		•						⌒	223
1.5-6	K46		•						⌒	222
	KP1	+KP351		•					○	256
	KP1L	+KP351		•					○	256
	EKP1	+KP351				•			○	312
	TEKP1	+KP351		•					○	281
	KPM15	+KP351		•					○	282
6-16	K34		•						▭	226
10-16	KP1	+KP304		•					◇	256
	KP1L	+KP304		•					◇	256
	EKP1	+KP304				•			◇	312
	TEKP1	+KP304		•					◇	281
	KPM15	+KP304		•					◇	282
	KP1	+KP352		•					○	256
	KP1L	+KP352		•					○	256
	EKP1	+KP352				•			○	312

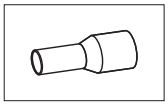

Tool application chart

Insulated cable end-sleeves to DIN 46228, part 4
Insulated cable end-sleeves for short circuit resistant conductors

Crimping range corresponds to nominal cross-section mm²	Crimping tools		Tool type						Crimp profile		Page (Tool)
	Tools	Crimping head/ Adapter	Mechanical crimping tools	mechanical, electrical, pneumatic, crimping tools with interchangeable dies/heads	Hand hydraulic crimping tools	Battery powered crimping tools	Hydraulic crimping systems	Hydraulic crimping heads			
10-16	TEKP1	+KP352		•					○		281
	KPM15	+KP352		•					○		282
10-25	K39		•						⌴		227
10-35	K35		•						⌒		223
10-50	K271		•						⌓		230
	K28		•						⌴		231
	K354			•					⌴		260
	EK354					•			⌴		314
	EK354L					•			⌴		316
10-95	K18			•					⌴	⌓	262
	HK6018				•				⌴	⌓	286
	EK5018L					•			⌴	⌓	320
	PK18							•	⌴	⌓	362
	THK18						•		⌴	⌓	362
	HK60UNV	+ UA18			•				⌴	⌓	354
	EK60UNVL	+ UA18				•			⌴	⌓	357
	EKM60UNVL	+ UA18				•			⌴	⌓	356
	PK60UNV	+ UA18						•	⌴	⌓	355
10-150	K22			•					⌴	⌓	264
	HK6022				•				⌴	⌓	288
	EK6022L					•			⌴	⌓	324
	EKM6022L					•			⌴	⌓	322
	PK22							•	⌴	⌓	364
	THK22						•		⌴	⌓	364
	HK60UNV	+ UA22			•				⌴	⌓	354
	EK60UNVL	+ UA22				•			⌴	⌓	357
	EKM60UNVL	+ UA22				•			⌴	⌓	356
	PK60UNV	+ UA22						•	⌴	⌓	355
25-150	HK12030				•				⌴	⌓	292
	HK12042				•				⌴	⌓	294
	HK120U				•				⌴	⌓	296
	EK12030L					•			⌴	⌓	330
	EK12042L					•			⌴	⌓	332
	EK120UL					•			⌴	⌓	334
	HK122EL380						•		⌴	⌓	390
	PK12042							•	⌴	⌓	368
	PK120U							•	⌴	⌓	370

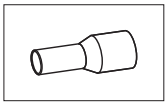

Tool application chart

Insulated cable end-sleeves to DIN 46228, part 4
Insulated cable end-sleeves for short circuit resistant conductors

Crimping range corresponds to nominal cross-section mm²	Crimping tools		Tool type						Crimp profile	Page (Tool)
	Tools	Crimping head/ Adapter	Mechanical crimping tools	mechanical, electrical, pneumatic, crimping tools with interchangeable dies/heads	Hand hydraulic crimping tools	Battery powered crimping tools	Hydraulic crimping systems	Hydraulic crimping heads		
25-150	HK252						•			388
	HK252EL380						•			391
	PK252							•		372
50-95	K272		•							230
	K29		•							231

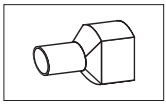

Tool application chart

Insulated twin cable end-sleeves

Crimping range corresponds to nominal cross-section mm²	Crimping tools		Tool type						Crimp profile	Page (Tool)
	Tools	Crimping head/ Adapter	Mechanical crimping tools	mechanical, electrical, pneumatic, crimping tools with interchangeable dies/heads	Hand hydraulic crimping tools	Battery powered crimping tools	Hydraulic crimping systems	Hydraulic crimping heads		
2x0,5-2x2,5	K32		•							225
	K382		•							227
	K38ERGO		•						◇	228
	KP1	+KP312		•						256
	KP1L	+KP312		•						256
	EKP1	+KP312				•				312
	TEKP1	+KP312		•						281
	KPM15	+KP312		•						282
2x0,5-2x4	K303		•						◇	229
	K36		•							225
	KP1	+KP303		•					◇	256
	KP1L	+KP303		•					◇	256
	EKP1	+KP303				•			◇	312
	TEKP1	+KP303		•					◇	281
	KPM15	+KP303		•					◇	282
2x4-2x6	K34		•							226
	KP1								◇	256
	EKP1	+KP304				•			◇	312
	TEKP1	+KP304		•					◇	281

See next page

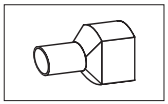

Tool application chart

Insulated
twin cable end-sleeves

Crimping range corresponds to nominal cross-section mm²	Crimping tools		Tool type						Crimp profile		Page (Tool)
	Tools	Crimping head/ Adapter	Mechanical crimping tools	mechanical, electrical, pneumatic, crimping tools with interchangeable dies/heads	Hand hydraulic crimping tools	Battery powered crimping tools	Hydraulic crimping systems	Hydraulic crimping heads			
2x4-2x16	K271		•								230
	K28		•								231
	K354			•							260
	EK354					•					314
	EK354L					•					316
	K18			•							262
	HK6018				•						286
	EK505L					•					318
	EK5018L					•					320
	PK18							•			362
	THK18						•				362
	HK60UNV	+ UA18			•						354
	EK60UNVL	+ UA18				•					357
	EKM60UNVL	+ UA18				•					356
	PK60UNV	+ UA18						•			355
	THK22						•				364
	K22			•							264
	HK6022				•						288
	EK6022L					•					324
	EKM6022L					•					322
	PK22							•			364
	HK60UNV	+ UA22			•						354
	EK60UNVL	+ UA22				•					357
	EKM60UNVL	+ UA22				•					356
	PK60UNV	+ UA22						•			355

Small parts, big impact.



Insulated and non-insulated cable connections.

To guarantee ultimate safety at all times, specific quality and installation requirements exist for insulated and non-insulated connections. We often hear about technical failures being caused by faulty connections. That's why quality is so important. Because when it comes to electrical connections, minor causes can have major, expensive consequences.

For optimum processing of Klauke connecting materials, we therefore recommend the use of Klauke tools. A harmonised system for professional users in trade and industry.

- **Insulated and non-insulated cable connections for professional users.**
- **Halogen-free insulation.**
- **Insulated connectors, heat resistant to 105 °C.**
- **Hard-soldered in the crimping area.**



The Klauke range carries various designs of both insulated and non-insulated cable connections for diverse applications.

Heat resistant insulation **to 105 °C.**



- Cable connections with nominal cross-sections from 0.1 mm^2 to 6 mm^2.
- Halogen-free and heat resistant to 105 °C.
- Simple processing thanks to easy-entry insulation.
- **Hard-soldered in the crimping area.**
- Grooved profile on the inside.

Benefits:

- The use of these optimised quality materials guarantees reliable electrical connections.
- Electrical conductivity is maintained, even at higher temperatures.
- Halogen-free, flame-retardant polyamide insulation releases no toxic vapours in case of fire.
- Easy-entry polyamide insulation for simple conductor insertion.
- High-tensile strength thanks to grooved profile in the crimping area permits higher mechanical continuous stress.

Receptacles **with strain relief.**



- *More from Page 179.*

- Standardised connectors with 2.8; 4.8; 6.3 and 9.5 mm tab width.
- With grooved profile and additional copper ring in the insulation area.
- Receptacles, multiple type.
- Fully-insulated receptacles.

Benefits:

- Standardised tabs enable use for a broad range of applications, including control installations and machine wiring.
- **The grooved profile increases the hold in the crimping area.**
- The connections relieved by copper rings in the crimping area better withstand stresses and vibrations.

With indent point *for defined pulling forces.*

- Receptacle with indent point.
- For harmonised, flexible cables.
- Receptacles also available in bronze.



- *More from Page 179.*

Benefits:

- The additional indent point increases the mechanical rating and **guarantees that the connections will withstand the defined pulling forces even after repeated pulling actions**.
- Thanks to the material's improved spring characteristics, connectors with bronze receptacles have a higher contact strength and are able to better withstand mechanical stresses, especially at high temperatures.

Insulated solderless terminals



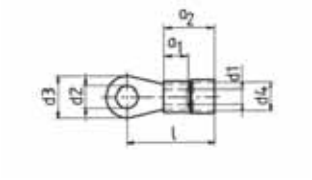

- Acc. to DIN 46237 with flared insulation sleeve
- For fine and superfine stranded conductors
- High-quality brazing process in the crimp area

Characteristics

- Total cross-section: 0.1 - 6 mm²
- Insulated, halogen-free
- Heat resistant to 105° C
- Easy-Entry insulation for easy cable insertion
- Cross-section-dependent colour-coding

Material

- Cu-ETP
- Insulation sleeve: PA

Surface

- Tin-plated

Order info

- Now also available in handy plastic boxes for smaller requirements, part number appendix “SB”

Nominal cross section mm²	Nominal size to DIN	Part No.	Colour	Dimension mm a1	a2	d1	d2	d3	d4	l	s	Weight/ 100 pcs. ~ kg	Packing unit/pcs
0.1-0.4	--	*6192		--	--	1.0	2.3	5.0	2.2	14.0	0.5	0.020	100
		*61925		--	--	1.0	2.6	5.0	2.2	14.0	0.5	0.020	100
		*6193		--	--	1.0	3.3	5.0	2.2	14.0	0.5	0.020	100
		*61935		--	--	1.0	3.8	6.5	2.2	16.0	0.5	0.025	100
		*6194		--	--	1.0	4.4	7.0	2.2	16.0	0.5	0.025	100
		*6195		--	--	1.0	5.4	8.0	2.2	15.0	0.5	0.025	100
0.5-1	2.5-1	62025		5	10.5	1.6	2.8	6.0	4.5	16.5	0.8	0.060	100
	3.0-1	6203		5	10.5	1.6	3.2	6.0	4.5	16.5	0.8	0.060	100
	3.5-1	62035		5	10.5	1.6	3.7	6.0	4.5	16.5	0.8	0.550	100
	4.0-1	6204		5	10.5	1.6	4.3	8.0	4.5	17.5	0.8	0.070	100**
	5.0-1	6205		5	10.5	1.6	5.3	10.0	4.5	18.5	0.8	0.090	100
	--	*6206		5	10.5	1.6	6.5	11.0	4.5	20.5	0.8	0.080	100
		*6208		5	10.5	1.6	8.4	14.0	4.5	22.5	0.8	0.130	100
		*62010		5	10.5	1.6	10.5	18.0	4.5	24.5	0.8	0.130	100
1.5-2.5	3.0-2.5	6303		5	11.5	2.3	3.2	6.0	5.1	17.5	0.8	0.065	100
	3.5-2.5	63035		5	11.5	2.3	3.7	6.0	5.1	17.5	0.8	0.065	100
	4.0-2.5	6304		5	11.5	2.3	4.3	8.0	5.1	18.5	0.8	0.080	100**
	5.0-2.5	6305		5	11.5	2.3	5.3	10.0	5.1	20.5	0.8	0.090	100**
	6.0-2.5	6306		5	11.5	2.3	6.5	11.0	5.1	22.5	0.8	0.110	100
	8.0-2.5	6308		5	11.5	2.3	8.4	14.0	5.1	23.5	0.8	0.130	100
	--	*63010		5	11.5	2.3	10.5	18.0	5.1	25.5	0.8	0.160	100
4-6	4.0-6	6504		6	12.5	3.6	4.3	8.0	6.5	20.5	1.0	0.140	100
	5.0-6	6505		6	12.5	3.6	5.3	10.0	6.5	21.5	1.0	0.160	100
	6.0-6	6506		6	12.5	3.6	6.5	11.0	6.5	22.5	1.0	0.170	100**
	8.0-6	6508		6	12.5	3.6	8.4	14.0	6.5	25.5	1.0	0.220	100
	10.0-6	65010		6	12.5	3.6	10.5	18.0	6.5	27.5	1.0	0.290	100

- * = not standardized
- ** = Also available in small handy packs
- 0.1 - 0.4 mm² not CSA tested
- **Tools: see chart page 193**

Insulated solderless terminals, fork type

- Acc. to DIN 46237 with flared insulation sleeve
- For fine and superfine stranded conductors
- High-quality brazing process in the crimp area
- Fork-type version for simple and direct screw mounting



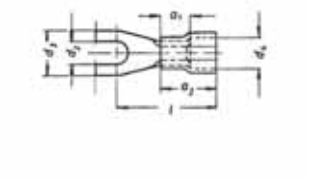

Characteristics

- Total cross-section: 0.1 - 6 mm²
- Insulated, halogen-free
- Heat resistant to 105° C
- Easy-Entry insulation for easy cable insertion
- Cross-section-dependent colour-coding

Material

- Cu-ETP
- Insulation sleeve: PA

Surface

- Tin-plated

Nominal cross section mm²	Nominal size to DIN	Part No.	Colour	Dimension mm a1	a2	d1	d2	d3	d4	l	s	Weight/ 100 pcs. ~ kg	Packing unit/pcs
0.1-0.4	--	*619C3		--	--	--	3.2	5.0	--	14.0	0.5	0.020	100
0.5-1	3.0-1	620C3		5	10.5	1.6	3.2	6.0	4.5	16.5	0.8	0.060	100
	3.5-1	620C35		5	10.5	1.6	3.7	6.8	4.5	17.5	0.8	0.060	100
	4.0-1	620C4		5	10.5	1.6	4.3	6.8	4.5	17.5	0.8	0.070	100
	5.0-1	620C5		5	10.5	1.6	5.3	10.0	4.5	18.5	0.8	0.090	100
	--	*620C6		5	10.5	1.6	6.5	11.0	4.5	20.5	0.8	0.080	100
1.5-2.5	3.0-2.5	630C3		5	11.5	2.3	3.2	6.0	5.1	17.5	0.8	0.060	100
	3.5-2.5	630C35		5	11.5	2.3	3.7	6.8	5.1	18.5	0.8	0.065	100
	4.0-2.5	630C4		5	11.5	2.3	4.3	6.8	5.1	18.5	0.8	0.080	100
	5.0-2.5	630C5		5	11.5	2.3	5.3	10.0	5.1	20.5	0.8	0.090	100
	6.0-2.5	630C6		5	11.5	2.3	6.5	11.0	5.1	22.5	0.8	0.110	100
4-6	4.0-6	650C4		6	12.5	3.6	4.3	8.0	6.5	20.5	1.0	0.140	100
	5.0-6	650C5		6	12.5	3.6	5.3	10.0	6.5	21.5	1.0	0.160	100
	6.0-6	650C6		6	12.5	3.6	6.5	11.0	6.5	22.5	1.0	0.170	100
	8.0-6	650C8		6	12.5	3.6	8.4	14.0	6.5	25.5	1.0	0.220	100
	10.0-6	650C10		6	12.5	3.6	10.5	18.0	6.5	27.5	1.0	0.280	100

- * = not standardized
- 0.1 - 0.4 mm² not CSA tested
- **Tools: see chart page 193**

Insulated pin terminals





- Acc. to DIN 46231 with flared insulation sleeve
- For fine and superfine stranded conductors
- High-quality brazing process in the crimp area

Characteristics

- Total cross-section: 0.1 - 6 mm²
- Insulated, halogen-free
- Cross-section-dependent colour-coding
- Heat resistant to 105° C
- Easy-Entry insulation for easy cable insertion

Material

- Cu-ETP
- Insulation sleeve: PA

Surface

- Tin-plated

Nominal cross section mm²	Nominal size to DIN	Part No.	Colour	Dimension mm a1	a2	d3	d4	l1	l2	s	Weight/ 100 pcs. ~ kg	Packing unit/pcs
0.1-0.4	--	***704**		--	--	1.4	--	18.0	9.0	0.5	0.020	100
0.5-1	1	**705**		5	10.5	1.9	4.5	22.0	10.0	0.8	0.065	100
		***705K**		5	10.5	1.9	4.5	18.0	6.0	0.8	0.060	100
1.5-2.5	2.5	**710**		5	11.5	1.9	5.1	23.0	10.0	0.8	0.065	100
		***710K**		5	11.5	1.9	5.1	19.5	6.5	0.8	0.060	100
		***710L**		5	11.5	1.9	5.1	27.5	16.0	0.8	0.100	100
4-6	6	**715**		6	12.5	2.7	6.5	26.0	11.0	1.0	0.160	100

- * = not standardized
- 0.1 - 0.4 mm² not CSA tested
- **Tools: see chart page 193**

Insulated pin receptacles





- For fine and superfine stranded conductors
- High quality bronze material provides optimum spring characteristic and improved contact strength

Characteristics

- Total cross-section: 0.5 - 6 mm²
- Cross-section-dependent colour-coding
- Heat resistant to 70° C

Material

- CuSnZn (bronze)
- Insulation sleeve: PVC

Surface

- Tin-plated

Nominal cross section mm²	Part No.	Colour	Tab dia	Dimension mm l1	s	Weight/ 100 pcs. ~ kg	Packing unit/pcs
0.5-1	**920**		4	22	0.35	0.060	100
1.5-2.5	**930**		5	22	0.38	0.120	100
4-6	**950**		5	22	0.38	0.125	100

- 1.5 - 2.5 mm² and 4 - 6 mm² not CSA tested
- **Tools: see chart page 193**

Insulated pin connectors

For fine and superfine stranded conductors

Characteristics
- Total cross-section: 0.5 - 6 mm²
- Cross-section-dependent colour-coding
- Heat resistant to 70° C

Material
- CuZn (brass)
- Insulation sleeve: PVC

Surface
- Tin-plated to protect against corrosion



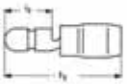

Nominal cross section mm²	Part No.	Colour	Dimension mm Tab dia.	l1	l2	s	Weight/ 100 pcs. ~ kg	Packing unit/pcs
0.5-1	**1020**		4	22	9	0.38	0.060	100
1.5-2.5	**1030**		5	22	9	0.38	0.075	100
4-6	**1050**		5	22	9	0.40	0.110	100

1.5 - 2.5 mm² and 4 - 6 mm² not CSA tested

Tools: see chart page 193

Insulated pin receptacles, fully insulated

For fine and superfine stranded conductors
High quality bronze material provides optimum spring characteristic and improved contact strength

Characteristics
- Total cross-section: 0.5 - 6 mm²
- Insulated, halogen-free
- Cross-section-dependent colour-coding
- Heat resistant to 105° C

Material
- CuSnZn (bronze)
- Insulation sleeve: PA

Surface
- Tin-plated



Nominal cross section mm²	Part No.	Colour	Dimension mm Tab dia.	l1	s	Weight/ 100 pcs. ~ kg	Packing unit/pcs
0.5-1	**920V**		4	24	0.38	0.065	100
4-6	**950V**		5	27	0.40	0.150	100

4 - 6 mm² not CSA tested

Tools: see chart page 193

Insulated pin connectors, fully insulated



- For fine and superfine stranded conductors
- High quality bronze material provides optimum spring characteristic and improved contact strength

Characteristics

- Total cross-section: 0.5 - 6 mm²
- Insulated, halogen-free
- Cross-section-dependent colour-coding
- Heat resistant to 105° C

Material

- CuSnZn (bronze)
- Insulation sleeve: PA

Surface

- Tin-plated

Nominal cross section mm²	Part No.	Colour	Tab dia.	Dimension mm l1	l2	s	Weight/ 100 pcs. ~ kg	Packing unit/pcs
0.5-1	**1020V**		4	25	11	0.38	0.065	100
1.5-2.5	**1030V**		5	25	11	0.38	0.080	100
4-6	**1050V**		5	27	13	0.40	0.120	100

- 1.5 - 2.5 mm² and 4 - 6 mm² not CSA tested
- **Tools: see chart page 193**

Insulated receptacles, brass - tin plated

For fine and superfine stranded conductors





Characteristics

- Total cross-section: 0.5 - 6 mm²
- Acc. to DIN 46245 part 1 - 3 and similar versions
- Insulated, halogen-free
- Cross-section-dependent colour-coding
- Heat resistant: PVC to 70° C, PA to 105° C

Material

- CuZn (brass)
- Insulation sleeve: PVC/PA

Surface

- Tin-plated

Order info

- Now also available in handy plastic boxes for smaller requirements, part number appendix “SB”

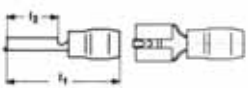

Nominal cross section mm²	Nominal size to DIN	Part No.	Colour	Tab thickn.	Tab width	Dimension mm l1	l2	s	Insulation material	Weight/ 100 pcs. ~ kg	Packing unit/ pcs
0.5-1		**8201**		0.5	2.8	17.5	8.0	0.30	PVC	0.035	100
		8201A		0.8	2.8	17.5	8.0	0.30	PVC	0.045	100
		8202		0.5	4.8	18.0	6.0	0.35	PVC	0.065	100
	4.8 - 1	**8203**		0.8	4.8	18.0	6.0	0.35	PVC	0.065	100
	6.3 - 1	**720**		0.8	6.3	22.0	7.5	0.45	PVC	0.090	100*
		7208		0.8	7.7	25.0	9.5	0.40	PVC	0.110	100
1.5-2.5		**8301**		0.5	2.8	18.0	8.0	0.35	PA	0.050	100
		8301A		0.8	2.8	18.0	8.0	0.35	PA	0.060	100
		8302		0.5	4.8	18.0	6.0	0.35	PVC	0.070	100
	4.8 - 2.5	**8303**		0.8	4.8	18.0	6.0	0.35	PVC	0.070	100
	6.3 - 2.5	**730**		0.8	6.3	21.0	7.4	0.45	PVC	0.090	100*
		7308		0.8	7.7	25.0	9.5	0.45	PVC	0.115	100
4-6		**8503**		0.8	4.8	23.0	7.5	0.45	PA	0.138	100
	6.3 - 6	**750**		0.8	6.3	21.0	7.5	0.45	PVC	0.100	100*
		7509		1.2	9.5	26.5	12.0	0.45	PVC	0.150	100

Tools: see chart page 193

Insulated receptacles, bronze - tin plated



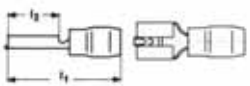

- For fine and superfine stranded conductors
- High quality bronze material provides optimum spring characteristic and improved contact strength

Characteristics
- Total cross-section: 0.5 - 6 mm²
- Acc. to DIN 46245, part 3
- Cross-section-dependent colour-coding
- Heat resistant to 70° C

Material
- CuSnZn (bronze)
- Insulation sleeve: PVC

Surface
- Tin-plated

Nominal cross section mm²	Nominal size to DIN	Part No.	Colour	Tab thickn.	Tab width	Dimension mm l1	l2	s	Insulation material	Weight/ 100 pcs. ~ kg	Packing unit/ pcs
0,5-1	6,3 - 1	**720BZ**		0,8	6,3	22	7,5	0,45	PVC	0,09	100
1,5-2,5	6,3 - 2,5	**730BZ**		0,8	6,3	21	7,4	0,45	PVC	0,09	100
4-6	6,3 - 6	**750BZ**		0,8	6,3	21	7,5	0,45	PVC	0,10	100

Tools: see chart page 193

Insulated receptacles, multiple type



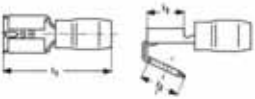

- For fine and superfine stranded conductors

Characteristics
- Total cross-section: 0.5 - 6 mm²
- Cross-section-dependent colour-coding
- Heat resistant: PVC to 70° C

Material
- CuZn (brass)
- Insulation sleeve: PVC

Surface
- Tin-plated

Nominal cross section mm²	Part No.	Colour	Tab thickn.	Tab width	Dimension mm l1	l2	l3	s	Insulation material	Weight/ 100 pcs. ~ kg	Packing unit/ pcs
0.5-1	**720AZ**		0.8	6.3	22	7.5	8	0.4	PVC	0.11	100
1.5-2.5	**730AZ**		0.8	6.3	22	7.5	8	0.4	PVC	0.11	100
4-6	**750AZ**		0.8	6.3	25	8.0	8	0.4	PVC	0.18	100

Tools: see chart page 193

Insulated receptacles, fully insulated

For fine and superfine stranded conductors





Characteristics

- Total cross-section: 0.5 - 6 mm²
- Insulated, halogen-free
- Cross-section-dependent colour-coding
- Heat resistant: PVC to 70° C, PA to 105° C

Material

- CuZn (brass)
- Insulation sleeve: PVC/PA

Surface

- Tin-plated

Order info

- Now also available in handy plastic boxes for smaller requirements, part number appendix “SB”

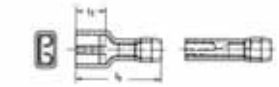

Nominal cross section mm²	Part No.	Colour	Tab thickn.	Tab width	Dimension mm l1	l2	s	Insulation material	Weight/ 100 pcs. ~ kg	Packing unit/ pcs
0.5-1	**8201V**		0.5	2.8	19.0	5.5	0.25	PA	0.07	100
	8201AV		0.8	2.8	19.0	5.5	0.25	PA	0.07	100
	8202V		0.5	4.8	20.0	7.0	0.30	PVC	0.10	100
	8203V		0.8	4.8	20.0	7.0	0.30	PVC	0.10	100
	720V		0.8	6.3	21.0	7.5	0.45	PVC	0.08	100*
1.5-2.5	**8301V**		0.5	2.8	20.0	8.0	0.35	PVC	0.14	100
	8301AV		0.8	2.8	20.0	8.0	0.35	PVC	0.14	100
	8302V		0.5	4.8	20.5	7.0	0.30	PVC	0.11	100
	8303V		0.8	4.8	20.5	7.0	0.30	PVC	0.11	100
	730V		0.8	6.3	21.0	7.5	0.45	PVC	0.15	100*
4-6	**8502V**		0.5	4.8	20.5	9.5	0.40	PVC	0.15	100
	8503V		0.8	4.8	20.5	9.5	0.40	PVC	0.15	100
	750V		0.8	6.3	25.5	11.5	0.45	PVC	0.16	100

* = Also available in small handy packs

Tools: see chart page 193

Insulated tabs



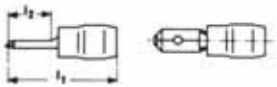

For fine and superfine stranded conductors

Characteristics
- Total cross-section: 0.5 - 6 mm²
- Insulated, halogen-free
- Cross-section-dependent colour-coding
- Heat resistant: PVC to 70° C, PA to 105° C

Material
- CuZn (brass)
- Insulation sleeve: PVC/PA

Surface
- Tin-plated

Order info
- Now also available in handy plastic boxes for smaller requirements, part number appendix “SB”

Nominal cross section mm²	Part No.	Colour	Tab thickn.	Tab width	Dimension mm l1	l2	s	Insulation material	Weight/ 100 pcs. ~ kg	Packing unit/ pcs
0.5-1	**8201C**		0.5	2.8	22.0	11.5	0.4	PA	0.040	100
	8201B		0.8	2.8	14.6	5.5	0.4	PVC	0.060	100
	8202B		0.5	4.8	22.0	11.5	0.5	PA	0.070	100
	8203B		0.8	4.8	22.0	11.5	0.4	PA	0.070	100
	820		0.8	6.3	22.0	8.0	0.4	PVC	0.060	100*
1.5-2.5	**8302B**		0.5	4.8	22.0	11.5	0.5	PA	0.070	100
	8303B		0.8	4.8	22.0	11.5	0.4	PA	0.070	100
	830		0.8	6.3	22.0	8.0	0.4	PVC	0.065	100*
4-6	**8502B**		0.5	4.8	24.5	10.5	0.4	PA	0.120	100
	8503B		0.8	4.8	24.5	10.5	0.4	PA	0.120	100
	850		0.8	6.3	22.0	8.0	0.4	PVC	0.110	100*

* = Also available in small handy packs

Tools: see chart page 193

Insulated closed end-splices



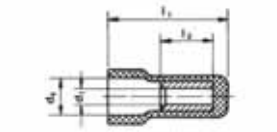

For fine and superfine stranded conductors

Characteristics
- Total cross-section: 1.5 - 6 mm²
- Insulated, halogen-free
- Cross-section-dependent colour-coding
- Heat resistant to 105° C

Material
- Cu-ETP
- Insulation sleeve: PA

Surface
- Tin-plated

Nominal cross section mm²	Part No.	Colour	Dimension mm d1	d2	l1	l2	s	Weight/ 100 pcs. ~ kg	Packing unit/pcs
1.5-2.5	**1130**		2.3	5.2	16	7	0.8	0.05	100
4-6	**1150**		3.6	7.0	18	7	1.0	0.14	100

Tools: see chart page 193

Insulated butt connectors

- For fine and superfine stranded conductors
- With buttmarks for precise cable insertion



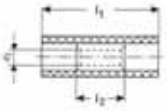

Characteristics
- Total cross-section: 0.1 - 6 mm²
- Insulated, halogen-free
- Cross-section-dependent colour-coding
- Heat resistant to 105° C

Material
- Cu-ETP
- Insulation sleeve: PA

Surface
- Tin-plated

Order info
- Now also available in handy plastic boxes for smaller requirements, part number appendix “SB”

Nominal cross section mm²	Part No.	Colour	Dimension mm d1	Dimension mm l1	Dimension mm l2	Weight/ 100 pcs. ~ kg	Packing unit/pcs
0.1-0.4	**669**		1.2	20	12	0.030	100
0.5-1	**670**		1.6	25	15	0.090	100*
1.5-2.5	**680**		2.3	25	15	0.115	100*
4-6	**700**		3.6	27	15	0.250	100*

- * = Also available in small handy packs
- 0.1 - 0.4 mm² not CSA tested
- **Tools: see chart page 193**

Insulated butt connectors, with heat shrink insulation

- For fine and superfine stranded conductors
- With buttmarks for precise cable insertion
- With waterproof heat shrink insulation



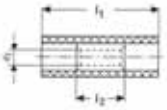

Characteristics
- Total cross-section: 0.5 - 6 mm²
- Insulated, halogen-free
- Cross-section-dependent colour-coding
- Special crimping tool required
- Heat resistant to 105° C

Material
- Cu-ETP
- Insulation sleeve: PE

Surface
- Tin-plated

Nominal cross section mm²	Part No.	Colour	Dimension mm d1	Dimension mm l1	Dimension mm l2	Weight/ 100 pcs. ~ kg	Packing unit/pcs
0.5-1	**670WS**		1.6	36	15	0.12	100
1.5-2.5	**680WS**		2.3	36	15	0.15	100
4-6	**700WS**		3.4	41	15	0.25	100

- **Tools: see chart page 193**

Insulated parallel compression joints



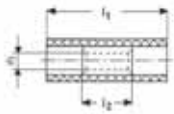

For fine and superfine stranded conductors

Characteristics
- Total cross-section: 0.1 - 6 mm²
- Insulated, halogen-free
- Cross-section-dependent colour-coding
- Heat resistant to 105° C

Material
- Cu-ETP
- Insulation sleeve: PA

Surface
- Tin-plated

Nominal cross section mm²	Part No.	Colour	Dimension mm d1	l1	l2	Weight/ 100 pcs. ~ kg	Packing unit/pcs
0.1-0.4	**769**		1.2	13	5	0.020	100
0.5-1	**770**		1.6	17	7	0.030	100
1.5-2.5	**780**		2.3	17	7	0.035	100
4-6	**790**		3.6	21	7	0.105	100

▸ 0.1 - 0.4 mm² not CSA tested

▸ **Tools: see chart page 193**

Non-insulated receptacles



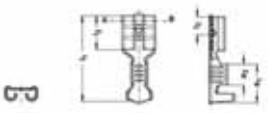

For fine and superfine stranded conductors

Characteristics
- Total cross-section: 0.5 - 6 mm²
- Acc. to DIN 46247 part 1 - 3 and similar versions
- With grooved profile for improved contact characteristics

Material
- CuZn (brass)

Surface
- Tin-plated

Order info
- * = This part is available in nickel-plated steel; part number appendix “ST”

Nominal cross section mm²	Nominal size to DIN	Part No.	Tab thickn.	Tab width	Dimension mm a1	a2	l1	l2	l3	s	Weight/ 100 pcs. ~ kg	Packing unit/pcs
0.5-1	--	**18251**	0.5	2.8	5.0	2.8	12.5	5.0	3.3	0.30	0.025	100
		18251A	0.8	2.8	5.5	2.5	12.5	5.0	3.3	0.30	0.025	100
	B 2.8 - 1	**18201A**	0.8	2.8	5.5	2.5	14.0	6.3	3.3	0.25	0.025	100
	--	**18202**	0.5	4.8	6.0	3.4	15.6	6.0	3.8	0.35	0.050	100
	4.8 - 1	**18203**	0.8	4.8	6.0	3.4	15.6	6.0	3.8	0.35	0.050	100
	6.3 - 1	**1720**	0.8	6.3	8.5	4.5	19.0	7.4	4.0	0.45	0.085	100
1.5-2.5	4.8 - 2.5	**18303**	0.8	4.8	6.0	3.4	15.6	6.0	3.8	0.35	0.055	100
	6.3 - 2.5	***1730**	0.8	6.3	8.5	4.5	19.0	7.4	4.0	0.45	0.082	100
4-6	6.3 - 6	***1750**	0.8	6.3	8.5	4.5	19.0	7.4	4.0	0.45	0.100	100

▸ **Tools: see chart page 194**

Non-insulated receptacles, multiple type

▸ For fine and superfine stranded conductors



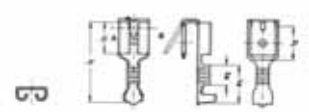

Characteristics
- Total cross-section: 0.5 - 6 mm²
- Acc. to DIN 46247 part 1 - 3 and similar versions
- With grooved profile for improved contact characteristics

Material
- CuZn (brass)

Surface
- Tin-plated

Order info
- * = Nickel-plated steel version also available, part number appendix “ST”

Nominal cross section mm²	Part No.	Tab thickn.	Tab width	Dimension mm a1	a2	l1	l2	l3	s	Weight/ 100 pcs. ~ kg	Packing unit/ pcs
0.5-1	**18203AZ**	0.8	4.8	6.0	3.4	15.6	7	6.0	0.38	0.09	100
1.5-2.5	**18303AZ**	0.8	4.8	6.0	3.4	15.6	7	6.0	0.38	0.09	100
	1730AZ	0.8	*6.3	8.5	4.5	19.2	8	7.5	0.38	0.13	100

▸ * = according to DIN 46345, also available in nickel-plated steel

▸ **Tools: see chart page 194**

Non-insulated receptacles with latch

▸ For fine and superfine stranded conductors



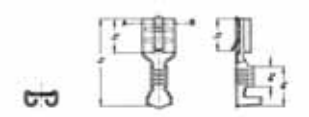

Characteristics
- Total cross-section: 0.5 - 6 mm²
- Acc. to DIN 46340, sheet 3
- With latch to engage in housings
- With grooved profile for improved contact characteristics

Material
- CuZn (brass)

Surface
- Tin-plated

Nominal cross section mm²	Part No.	Tab thickn.	Tab width	Dimension mm a1	a2	l1	l2	l3	s	Weight/ 100 pcs. ~ kg	Packing unit/ pcs
0.5-1	**2720**	0.8	6.3	8.5	4.5	19.2	7.4	7	0.38	0.070	100
1.5-2.5	**2730**	0.8	6.3	8.5	4.5	19.2	7.4	7	0.38	0.075	100
4-6	**2750**	0.8	6.3	8.5	4.5	19.2	7.4	7	0.38	0.090	100

▸ **Tools: see chart page 194**

Non-insulated receptacles with lateral conductor connector



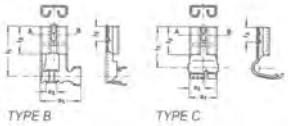

For fine and superfine stranded conductors

Characteristics
- Total cross-section: 0.5 - 2.5 mm²
- With grooved profile for improved contact characteristics

Material
- CuZn (brass)

Surface
- Tin-plated

Nominal cross section mm²	Part No.	Tab thickn.	Tab width	Typ	Dimension mm a1	a2	l1	l2	l3	l4	s	Weight/ 100 pcs. ~ kg	Packing unit/pcs
0.5-1	**3720**	0.8	6.3	B	11.0	3.0	12.5	7.4	4.0	7.2	0.38	0.080	100
0.5-1.5	**3725**	0.8	6.3	C	7.5	4.0	11.00	7.4	4.0	7.2	0.45	0.085	100
1.5 - 2.5	**3735**	0.8	6.3	B	11.0	3.0	13.5	7.0	4.0	7.2	0.38	0.085	100

Tools: see chart page 194

Non-insulated tabs



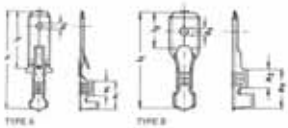

For fine and superfine stranded conductors

Characteristics
- Total cross-section: 0.5 - 6 mm²
- With grooved profile for improved contact characteristics

Material
- CuZn (Messing)

Surface
- Tin-plated

Nominal cross section mm²	Nominal size to DIN	Part No.	Tab thickn.	Tab width	Typ	Dimension mm a1	a2	d2	l1	l2	Weight/ 100 pcs. ~ kg	Packing unit/pcs
0.5-1		***2235**	0.8	2.8	A	6.0	3.2	1.30	22.5	12.7	0.045	100
	46343 B6.3 - 1	**2220**	0.8	6.3	A	8.2	4.0	1.65	28.0	16.0	0.085	100
1.5-2.5	46248 A6.3 - 2.5	**1830**	0.8	6.3	B	9.0	4.5	1.65	20.0	8.0	0.065	100
	46343 B6.3 - 2.5	**2230**	0.8	6.3	A	8.2	4.0	1.65	28.0	16.0	0.090	100
4-6	46343 B6.3 - 6	**2250**	0.8	6.3	A	8.2	4.0	1.65	28.0	16.0	0.100	100

* = Dimensions in plug sector acc. to DIN 46244

Tools: see chart page 194

Insulation sleeves

For non-insulated tabs



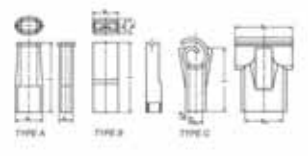

Characteristics

- For cross-sections from 0.5 - 6 mm²
- For post-insulation of crimped non-insulated receptacles

Material

- see table

Nominal cross section mm²	Nominal size to DIN	Part No.	Colour	Typ	Dimension mm b1	l	h1	Insu-lation material	for part no.	Weight/ 100 pcs. ~ kg	Packing unit/pcs
0.5-1	2.8	**2755**	☐	A	6.5	20.0	4.0	PE	1825,18251,18251A,18201,18201A	0.015	100
0.5-1.5	4.8	**2760**	☐	A	7.0	20.0	5.0	PE	18202,18203	0.015	100
1.5-2.5	4.8	**2765**	☐	A	9.5	20.0	5.5	PE	18302,18303	0.025	100
0.5-2.5	6.3	**2770**	☐	A	12.5	23.0	8.5	PE	1720,1730	0.035	100
0.5-2.5	6.3	**2775**	☐	A	9.5	25.0	5.0	PE	1820,1830	0.030	100
0.5-4	6.3	**2780**	☐	A	9.5	25.0	6.0	PE	1720,1730,1820,1830	0.030	100
0.5-6	6.3	**2785**	☐	B	9.2	24.5	5.6	PA	1720,1730,1750,2720,2730,2750	0.055	100
0.5-6	6.3	**2790**	☐	C	13.5	15.0	3.1	PVC	3720, 3725, 3735	0.060	100

Non-insulated tabs, angled type



Characteristics
- Acc. to DIN 46342 part 1 and similar versions
- Dimensions in the plug sector to DIN 46244

Material
- CuZn (brass)

Surface
- Tin-plated

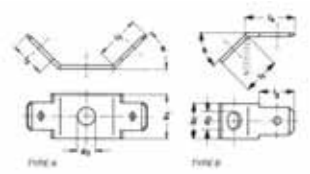

Nominal size to DIN	Part No.	Tab thickn.	Tab width	Typ	Dimension mm a1	a2	l1	l2	l3	s	Weight/ 100 pcs. ~ kg	Packing unit/pcs
	2040	0.8	2.8	A	5.0	3.2	5.5	6.5	--	60°	0.040	100
	2045	0.8	6.3	A	10.0	4.3	8.0	10.0	--	45°	0.160	100
--	**2060**	0.8	6.3	B	8.0	4.3	8.0	8.0	10.7	30°	0.085	100
	2070	0.8	6.3	B	8.0	3.2	8.0	8.0	10.7	45°	0.085	100
	2075	0.8	6.3	B	8.0	4.1	8.0	8.0	10.7	45°	0.085	100
B 6.3 - 0.8	**2080**	0.8	6.3	B	8.0	4.3	8.0	8.5	10.7	45°	0.085	100
	2083	0.8	6.3	B	8.0	5.3	8.0	8.5	10.7	45°	0.080	100
--	**2090**	0.8	6.3	B	8.0	5.3	8.0	8.0	10.7	45°	0.080	100
	2100	0.8	6.3	B	7.5	2.5	8.0	5.7	11.5	90°	0.075	100
	2105	0.8	6.3	B	8.0	3.2	8.0	8.0	11.5	90°	0.085	100
C 6.3 - 0.8	**2115**	0.8	6.3	B	8.0	4.3	8.0	8.5	11.5	90°	0.090	100

Non-insulated tabs, straight type



Characteristics
- Acc. to DIN 46342 part 1 and similar versions
- Dimensions in the plug sector to DIN 46244

Material
- CuZn (brass)

Surface
- Tin-plated

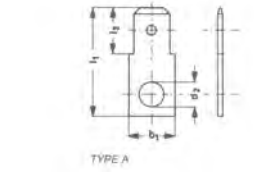

Nominal size to DIN	Part No.	Tab thickn.	Tab width	Typ	Dimension mm b1	d2	l1	l2	s	Weight/ 100 pcs. ~ kg	Packing unit/ pcs
--	**2123**	0.8	2.8	A	4.5	3.1	13.0	5.5	0.8	0.028	100
A 6.3 - 0.8	**2140**	0.8	6.3	A	8.0	4.3	19.0	8.0	0.8	0.086	100
--	**2145**	0.8	6.3	A	8.0	5.3	19.0	8.0	0.8	0.080	100

Non-insulated tabs, for soldering applications

Characteristics
- Dimensions in the plug sector to DIN 46244
- For soldering in printed circuits

Material
- CuZn (brass)

Surface
- Tin-plated



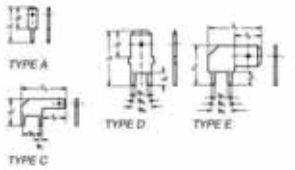

Part No.	Tab thickn.	Tab width	Typ	Dimension mm b1	b2	b3	l1	l2	l3	l4	s	Weight/ 100 pcs. ~ kg	Packing unit/pcs
2010	0.8	2.8	A	--	--	--	10.5	6.5	--	--	0.8	0.015	100
2020	0.5	2.8	C	1.0	5	--	--	7.1	8	13.4	0.5	0.025	100
2025	0.8	2.8	C	1.0	5	--	--	7.1	8	13.4	0.8	0.040	100
2030	0.8	6.3	D	3.5	5	6.4	16.0	8.0	4	12.0	0.8	0.065	100
2035	0.8	6.3	E	3.8	5	6.2	16.0	8.0	3	12.0	0.8	0.085	100

Non-insulated multiple tabs

Characteristics
- Dimensions in the plug sector to DIN 46244

Material
- CuZn (brass)

Surface
- Tin-plated



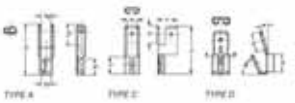

Part No.	Tab thickn.	Tab width	Typ	Dimension mm a1	b2	b3	l1	l2	l3	h	w	s	Weight/ 100 pcs. ~ kg	Packing unit/pcs
735	0.8	2.8	A	5	3.2	3.1	16.0	6.7	--	--	--	0.38	0.060	100
755	0.8	4.8	C	--	4.4	--	20.0	7.0	7.0	8.0	--	0.38	0.155	100
725	0.8	6.3	D	--	--	--	--	8	7.5	--	15°	0.38	0.115	100
775	0.8	6.3	C	--	--	--	20.5	12	7.5	9.6	--	0.38	0.200	100

Flexible connectors, tab width 2.8 mm



Characteristics
- With tabs 2.8 x 0.8 mm
- 1, 2 and 12-poles
- Further poles on request

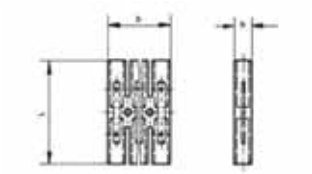

Part No.	Tab thickn.	Tab width	Poles	Dimension mm b	l	h	s	Insulation material	Bolt size in mm distance	dia.	Weight/ 100 pcs. ~ kg	Packing unit/pcs
8101	0.8	2.8	1	7.5	35	5.5	0.8	PVC	--	--	0.2	100
8102	0.8	2.8	2	15.0	35	5.5	0.8	PVC	--	2.7	0.3	50
81012	0.8	2.8	12	88.0	35	5.5	0.8	PVC	75	2.7	1.6	10

Flexible connectors, tab width 4.8 mm



Characteristics
- With tabs 4.8 x 0.8 mm
- 1, 2 and 12-poles
- Further poles on request

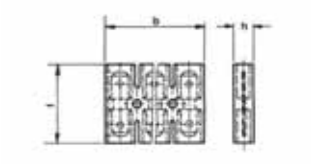

Part No.	Tab thickn.	Tab width	Poles	Dimension mm b	l	h	s	Insulation material	Bolt size in mm distance	dia.	Weight/ 100 pcs. ~ kg	Packing unit/pcs
8051	0.8	4.8	1	12.5	28	6.6	0.8	PVC	--	--	0.25	100
8052	0.8	4.8	2	25.0	28	6.6	0.8	PVC	--	3.2	0.50	50
80512	0.8	4.8	12	142.0	28	6.6	0.8	PVC	120	3.2	2.80	10

Flexible connectors, tab width 6.3 mm

Characteristics
- With tabs 6.3 x 0.8 mm
- 1, 2 and 12-poles
- Further poles on request



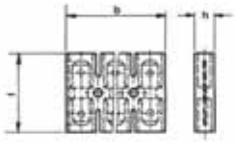

Part No.	Tab thickn.	Tab width	Poles	Dimension mm b	l	h	s	Insulation material	Bolt size in mm distance	dia.	Weight/ 100 pcs. ~ kg	Packing unit/pcs
8001	0.8	6.3	1	12.5	28	6.6	0.8	PVC	--	--	0.30	100
8002	0.8	6.3	2	25.0	28	6.6	0.8	PVC	--	3.7	0.55	50
80012	0.8	6.3	12	142.0	28	6.6	0.8	PVC	120	3.7	3.20	10

Polyamide connectors, tab width 2.8 and 6.3 mm

Characteristics
- With tabs 2.8 x 0.8 mm and 6.3 x 0.8 mm
- 1, 2 and 12-poles
- Further poles on request



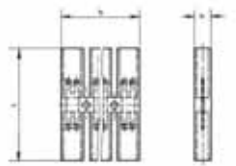

Part No.	Tab thickn.	Tab width	Poles	Dimension mm b	l	h	s	Insulation material	Bolt size in mm distance	dia.	Weight/ 100 pcs. ~ kg	Packing unit/pcs
8011	0.8	6.3 and 2 x 2.8	1	10.0	50	7.5	0.8	Polyamid	--	--	0.25	100
8012	0.8	6.3 and 2 x 2.8	2	22.5	50	7.5	0.8	Polyamid	--	3.1	0.50	50
80112	0.8	6.3 and 2 x 2.8	12	147.5	50	7.5	0.8	Polyamid	125	3.1	3.10	10

Flexible circuit distributors, tab width 2.8 mm



Characteristics
- With tabs 2.8 x 0.8 mm
- 1 and 12-poles
- Further poles on request

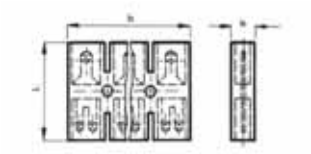

Part No.	Tab thickn.	Tab width	Poles	Dimension mm b	l	h	s	Insulation material	Bolt size in mm distance	dia.	Weight/ 100 pcs. ~ kg	Packing unit/pcs
8151	0,8	2,8	1	12,5	28	7	0,8	PVC	--	--	0,25	100
81512	0,8	2,8	12	147,0	28	7	0,8	PVC	123	3,2	2,80	10

Flexible circuit distributors, tab width 6.3 mm



Characteristics
- With tabs 6.3 x 0.8 mm

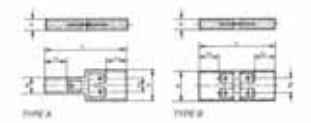

Part No.	Tab thickn.	Tab width	Typ	Dimension mm b	b1	b2	l	l1	h	s	Insulation material	Weight/ 100 pcs. ~ kg	Packing unit/pcs
816	0.8	6.3	A	21	11.3	9	53	15	7.5	0.8	PVC	0.60	10
817	0.8	6.3	B	20	11.3	9	51	13	7.0	0.8	PVC	0.65	10

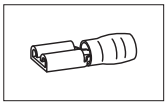

Tool application chart

Insulated cable connections

Crimping range corresponds to nominal cross-section mm²	Crimping tools		Tool type						Crimp profile	Page (Tool)
	Tools	Crimping head/ Adapter	Mechanical crimping tools	mechanical, electrical, pneumatic, crimping tools with interchangeable dies/heads	Hand hydraulic crimping tools	Battery powered crimping tools	Hydraulic crimping systems	Hydraulic crimping heads		
0.1-1	K80		•						⬭	233
	KP1	+KP80		•					⬭	256
	KP1L	+KP80		•					⬭	256
	EKP1	+KP80				•			⬭	312
	TEKP1	+KP80		•					⬭	281
	KPM15	+KP80		•					⬭	282
0.5-2.5	K81		•						⬭	233
	KP1	+KP81		•					⬭	256
	KP1L	+KP81		•					⬭	256
	EKP1	+KP81				•			⬭	312
	TEKP1	+KP81		•					⬭	281
	KPM15	+KP81		•					⬭	282
0.5-6	K10		•						⬭	232
	K14		•						⬭	232
	K50			•					⬭	259
	EK50ML			•					⬭	278
	EK1550					•			⬭	308
	EK1550G					•			⬭	310
	K82		•						⬭	234
4-6	KP1	+KP83		•					⬭	256
	KP1L	+KP83		•					⬭	256
	EKP1	+KP83				•			⬭	312
	TEKP1	+KP83		•					⬭	281
	KPM15	+KP83		•					⬭	282

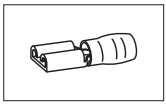

Tool application chart

Butt connectors with heat shrink insulation

Crimping range corresponds to nominal cross-section mm²	Crimping tools		Tool type						Crimp profile	Page (Tool)
	Tools	Crimping head/ Adapter	Mechanical crimping tools	mechanical, electrical, pneumatic, crimping tools with interchangeable dies/heads	Hand hydraulic crimping tools	Battery powered crimping tools	Hydraulic crimping systems	Hydraulic crimping heads		
0.5-6	K50			•					⬭	259
	EK50ML			•					⬭	278
	EK1550					•			⬭	308
	EK1550G					•			⬭	310



Tool application chart

Non-insulated receptacles, straight type

Crimping range corresponds to nominal cross-section mm²	Crimping tools		Tool type						Crimp profile	Page (Tool)
	Tools	Crimping head/ Adapter	Mechanical crimping tools	mechanical, electrical, pneumatic, crimping tools with interchangeable dies/heads	Hand hydraulic crimping tools	Battery powered crimping tools	Hydraulic crimping systems	Hydraulic crimping heads		
0.1-1	K572		•							235
	K67		•							237
0.1-6	K50			•						259
	EK50ML			•						278
	EK1550					•				308
	EK1550G					•				310
0.5-2.5	K582		•							236
	K65		•							237
	K68		•							239
0.5-6	K592		•							236
	K60		•							235

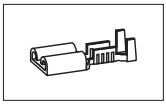

Tool application chart

Non-insulatec receptacles, with lateral conductor connector

Part No.	Crimping tools		Tool type						Crimp profile	Page (Tool)
	Tools	Crimping head/ Adapter	Mechanical crimping tools	mechanical, electrical, pneumatic, crimping tools with interchangeable dies/heads	Hand hydraulic crimping tools	Battery powered crimping tools	Hydraulic crimping systems	Hydraulic crimping heads		
3720 3735	K50			•						259
	EK50ML			•						278
	EK1550					•				308
	EK1550G					•				310
	K63		•							238
	SKP6			•						258
3725	K50			•						259
	EK50ML			•						278
	EK1550					•				308
	EK1550G					•				310
	K64		•							238
	SKP6			•						258









Klauke®

Everything in its place.

Pocket boxes and assortment boxes.

Connecting materials and crimping tools immediately at hand, assorted and safely stored. Klauke assortment boxes offer you these benefits. The pocket boxes made from impact-resistant plastic are designed so that the connecting material remains in the pockets, even after an impact or strong vibrations. You save time, stay calm and don't lose any material.

Needless to say, the assortment boxes are also available empty. You can then use them for your own particular range of Klauke connecting materials.



- **Pocket boxes from impact-resistant plastic with cable end-sleeves.**
- **Assortment boxes with tubular and compression cable lugs, cable end-sleeves and insulated cable connections with appropriate stripping and crimping tool.**



The Klauke assortment boxes are available either full or empty for individual contents (special-purpose filling on request).



Cable end-sleeves **assorted in pocket boxes.**



- For cable end-sleeves with or without insulation.
- Rotating chute with zero positioning and indent.
- **From impact-resistant plastic.**
- Pocket boxes with raised edge.

Benefits:

- The cable end-sleeves are assorted for direct use. No need to search and quick progressing.
- Thanks to the practical opening, the required number is always taken.
- The pocket boxes are the ideal solution for rough site operation.
- The raised edge makes it easier to top up the pocket boxes. The boxes can also be stacked.

Practical assortments *of connecting materials and tools.*

- Matched to the most frequent applications.
- Sorting pockets close flush with the lid.
- **From impact-resistant, high-quality plastic.**
- Sturdy designs for use on construction sites.
- Now also for integration into TÜV-tested vehicle equipment systems from SORTIMO.

Benefits:

- You get a perfectly matched assortment of tools and connecting materials.
- Users always have the right materials at hand.
- The materials remain in the correct pocket during transportation, even in the event of a crash or strong vibrations.





All assortment boxes are also available empty for individual filling.

SK 65 B Metal assortment box with tubular cable lugs and crimping tool



Hammer-tone finished assortment box

Characteristics

- Sturdy steel carrying case with lock and handle
- Dimensions: 400x250x50 mm

Item		Part No.	
Assortment box with tubular cable lugs “standard type” and crimping tool K05		**SK65B**	
Scope of supply	Description	Quantity	Page
SK65L	Steel carrying case	1	215
K05	Crimping tool for tubular cable lugs and connectors, standard type 6 - 50 mm²	1	247
1R6	Tubular cable lug without inspection hole, 6 mm², M6, Cu tinned	25	34
1R8	Tubular cable lug without inspection hole, 6 mm², M8, Cu tinned	25	34
2R6	Tubular cable lug without inspection hole, 10 mm², M6, Cu tinned	25	34
2R8	Tubular cable lug without inspection hole, 10 mm², M8, Cu tinned	25	34
3R8	Tubular cable lug without inspection hole, 16 mm², M8, Cu tinned	25	34
3R10	Tubular cable lug without inspection hole, 16 mm², M10, Cu tinned	25	34
4R8	Tubular cable lug without inspection hole, 25 mm², M8, Cu tinned	25	34
4R10	Tubular cable lug without inspection hole, 25 mm², M10, Cu tinned	25	34
5R8	Tubular cable lug without inspection hole, 35 mm², M8, Cu tinned	20	34
5R10	Tubular cable lug without inspection hole, 35 mm², M10, Cu tinned	20	34
6R10	Tubular cable lug without inspection hole, 50 mm², M10, Cu tinned	20	34
6R12	Tubular cable lug without inspection hole, 50 mm², M12, Cu tinned	20	34

SK 50 B Metal assortment box with DIN compression cable lugs and crimping tool



Hammer-tone finished assortment box

Characteristics

- Sturdy steel carrying case with lock and handle
- Dimensions: 400x250x50 mm

Item		Part No.	
Assortment box from steel with DIN compression cable lugs and crimping tool		**SK50B**	
Scope of supply	Description	Quantity	Page
SK65L	Steel carrying case	1	215
K05D	Crimping tool for compression cable lugs and connectors (DIN 46235 / DIN 46267 part 1) 6 - 50 mm²	1	247
101R5	Compression cable lug, DIN 46235, 6 mm², M5, Cu tinned	50	72
101R6	Compression cable lug, DIN 46235, 6 mm², M6, Cu tinned	50	72
102R5	Compression cable lug, DIN 46235, 10 mm², M5, Cu tinned	50	72
102R6	Compression cable lug, DIN 46235, 10 mm², M6, Cu tinned	50	72
103R8	Compression cable lug, DIN 46235, 16 mm², M8, Cu tinned	25	72
103R10	Compression cable lug, DIN 46235, 16 mm², M10, Cu tinned	25	72
104R8	Compression cable lug, DIN 46235, 25 mm², M8, Cu tinned	25	72
104R10	Compression cable lug, DIN 46235, 25 mm², M10, Cu tinned	25	72
105R8	Compression cable lug, DIN 46235, 35 mm², M8, Cu tinned	20	72
105R10	Compression cable lug, DIN 46235, 35 mm², M10, Cu tinned	20	72
106R10	Compression cable lug, DIN 46235, 50 mm², M10, Cu tinned	15	72
106R12	Compression cable lug, DIN 46235, 50 mm², M12, Cu tinned	15	72

L-BOXX 65BCB - plastic - with blue connection® equipment

Extensive equipment based on the blue connection® product line, including crimping tool, cutting tool and electrician's knife



Characteristics

- Manufactured from shock and impact resistant ABS plastic, very robust, loadable to 100 kg
- Stackable using an Easy-Click system which allows an easy opening and closing
- Dimensions: 442x357x117 mm (W/D/H)

Item		Part No.	
L-BOXX from plastic with blue connection® equipment		**LBOXX65BCB**	
Scope of supply	Description	Quantity	Page
K05BC	Crimping tool for tubular cable lugs and connectors, blue connection® 6 - 50 mm²	1	246
K100	Hand-operated cutting tool for Cu and Al cables to 14 mm dia.	1	268
KL740416	Electrician's knife, without blade 4 - 16 mm dia.	1	520
6B6	Rohrkabelschuhe, blue connection®, 6 mm², M6, Cu	25	26
6B8	Tubular cable lugs, blue connection®, 6 mm², M8, Cu	25	26
10B6	Rohrkabelschuhe, blue connection®, 10 mm², M6, Cu	25	26
10B8	Rohrkabelschuhe, blue connection®, 10 mm², M8, Cu	25	26
16B10	Tubular cable lugs, blue connection®, 16 mm², M10, Cu	25	26
25B8	Tubular cable lugs, blue connection®, 25 mm², M8, Cu	20	26
25B10	Tubular cable lugs, blue connection®, 25 mm², M10, Cu	20	26
35B8	Tubular cable lugs, blue connection®, 35 mm², M8, Cu	20	26
35B10	Tubular cable lugs, blue connection®, 35 mm², M10, Cu	20	26
50B10	Tubular cable lugs, blue connection®, 50 mm², M10, Cu	20	26
LBOXX102LFG	L-BOXX with front handle (W/D/H: 442 x 357 x 117 mm)	1	

L-BOXX 65B - plastic - with standard equipment for electrical installation



Characteristics

- Manufactured from shock and impact resistant ABS plastic, very robust, loadable to 100 kg
- Stackable using an Easy-Click system which allows an easy opening and closing
- Dimensions: 442x357x117 mm (W/D/H)

Item		Part No.	
L-BOXX from plastic with standard equipment for electrical installation		**LBOXX65B**	
Scope of supply	Description	Quantity	Page
K05	Crimping tool for tubular cable lugs and connectors, standard type 6 - 50 mm²	1	247
K100	Hand-operated cutting tool for Cu and Al cables to 14 mm dia.	1	268
KL740416	Electrician's knife, without blade 4 - 16 mm dia.	1	520
1R6	Tubular cable lug without inspection hole, 6 mm², M6, Cu tinned	25	34
1R8	Tubular cable lug without inspection hole, 6 mm², M8, Cu tinned	25	34
2R6	Tubular cable lug without inspection hole, 10 mm², M6, Cu tinned	25	34
2R8	Tubular cable lug without inspection hole, 10 mm², M8, Cu tinned	25	34
3R10	Tubular cable lug without inspection hole, 16 mm², M10, Cu tinned	25	34
4R8	Tubular cable lug without inspection hole, 25 mm², M8, Cu tinned	20	34
4R10	Tubular cable lug without inspection hole, 25 mm², M10, Cu tinned	20	34
5R8	Tubular cable lug without inspection hole, 35 mm², M8, Cu tinned	20	34
5R10	Tubular cable lug without inspection hole, 35 mm², M10, Cu tinned	20	34
6R10	Tubular cable lug without inspection hole, 50 mm², M10, Cu tinned	15	34
LBOXX102LFG	L-BOXX with front handle (W/D/H: 442 x 357 x 117 mm)	1	

ST 23 B Pocket box with cable end-sleeves 0.25 - 1 mm²



Pocket box made from impact-resistant plastic

Characteristics

- Stackable and resealable
- * = not standardized

Item		Part No.	
Pocket box with cable end-sleeves 0.25 - 1 mm² to DIN 46228 part 1		**ST23B**	
Scope of supply	Description	Quantity	Page
ST23L	Pocket box	1	
*695V	Cable end-sleeve, 0.25 mm², 5mm long, Cu tinned	1000	154
*705V	Cable end-sleeve, 0.34 mm², 5mm long, Cu tinned	1000	154
716V	Cable end-sleeve DIN 46228 part 1, 0.75 mm², 6mm long, Cu tinned	1000	154
71S6V	Cable end-sleeve DIN 46228 part 1, 0.5 mm², 6mm long, Cu tinned	500	154
72S6V	Cable end-sleeve DIN 46228 part 1, 1.0 mm², 6mm long, Cu tinned	500	154

ST 21 B Pocket box with cable end-sleeves 0.5 - 2.5 mm²



Pocket box made from impact-resistant plastic

Characteristics

- Stackable and resealable

Item		Part No.	
Pocket box with cable end-sleeves 0.5 - 2.5 mm² to DIN 46228 part 1		**ST21B**	
Scope of supply	Description	Quantity	Page
ST21L	Pocket box	1	
71S6V	Cable end-sleeve DIN 46228 part 1, 0.5 mm², 6mm long, Cu tinned	1000	154
716V	Cable end-sleeve DIN 46228 part 1, 0.75 mm², 6mm long, Cu tinned	500	154
72S6V	Cable end-sleeve DIN 46228 part 1, 1.0 mm², 6mm long, Cu tinned	500	154
727V	Cable end-sleeve DIN 46228 part 1, 1.5 mm², 7mm long, Cu tinned	500	154
737V	Cable end-sleeve DIN 46228 part 1, 2.5 mm², 7mm long, Cu tinned	500	154

ST 22 B Pocket box with cable end-sleeves 4 - 16 mm²



Pocket box made from impact-resistant plastic

Characteristics

- Stackable and resealable

Item		Part No.	
Pocket box with cable end-sleeves 4 - 16 mm² to DIN 46228 part 1		**ST22B**	
Scope of supply	Description	Quantity	Page
ST22L	Pocket box	1	
749V	Cable end-sleeve DIN 46228 part 1, 4 mm², 9mm long, Cu tinned	200	155
7512V	Cable end-sleeve DIN 46228 part 1, 6 mm², 12mm long, Cu tinned	100	155
7612V	Cable end-sleeve DIN 46228 part 1, 10 mm², 12mm long, Cu tinned	70	155
7712V	Cable end-sleeve DIN 46228 part 1, 16 mm², 12mm long, Cu tinned	70	155

ST 15 B Pocket box with insulated twin cable end-sleeves 2 x 0.75 - 2 x 2.5 mm²



Pocket box made from impact-resistant plastic

Characteristics

- Stackable and resealable

Item			Part No.	
Pocket box with twin cable end-sleeves 2 x 0.75 - 2 x 2.5 mm²			ST15B	
Scope of supply	Colour	Description	Quantity	Page
ST15L		Pocket box	1	
8708		Ins. twin cable end-sleeve, 2 x 0.75 mm²	50	162
8718		Ins. twin cable end-sleeve, 2 x 1 mm²	50	162
8728		Ins. twin cable end-sleeve, 2 x 1.5 mm²	50	162
87310		Ins. twin cable end-sleeve, 2 x 2.5 mm²	50	162

ST 1 B Pocket box with ins. cable end-sleeves 0.5 - 2.5 mm², DIN 46228 p. 4, colour code 1



Pocket box made from impact-resistant plastic

Characteristics

- Stackable and resealable

Item			Part No.	
Pocket box with insulated cable end-sleeves 0.5 - 2.5 mm²			ST1B	
Scope of supply	Colour	Description	Quantity	Page
ST1L		Pocket box	1	
1690		Ins. cable end-sleeve DIN 46228 part 4, 0.5 mm², 14mm long	50	158
170W		Ins. cable end-sleeve DIN 46228 part 4, 0.75 mm², 14.6mm long	100	159
171G		Ins. cable end-sleeve DIN 46228 part 4, 1 mm², 14.6mm long	100	159
172RO		Ins. cable end-sleeve DIN 46228 part 4, 1.5 mm², 14.6mm long	100	159
173B		Ins. cable end-sleeve DIN 46228 part 4, 2.5 mm², 15.2mm long	50	159

ST 11 B Pocket box with insulated cable end-sleeves 0.5 - 2.5 mm², DIN 46228 part 4



Pocket box made from impact-resistant plastic

Characteristics

- Stackable and resealable

Item			Part No.	
Pocket box with insulated cable end-sleeves 0.5 - 2.5 mm²			ST11B	
Scope of supply	Colour	Description	Quantity	Page
ST11L		Pocket box	1	
4698		Ins. cable end-sleeve DIN 46228 part 4, 0.5 mm², 14mm long	50	157
4708		Ins. cable end-sleeve DIN 46228 part 4, 0.75 mm², 14mm long	100	157
4718		Ins. cable end-sleeve DIN 46228 part 4, 1 mm², 14mm long	100	157
4728		Ins. cable end-sleeve DIN 46228 part 4, 1.5 mm², 14mm long	100	157
4738		Ins. cable end-sleeve DIN 46228 part 4, 2.5 mm², 14mm long	50	157

ST 31 B Pocket box with ins. cable end-sleeves 0.5 - 2.5 mm², DIN 46228 p. 4, colour code 2



Pocket box made from impact-resistant plastic

Characteristics

- Stackable and resealable

Item			Part No.	
Pocket box with insulated cable end-sleeves 0.5 - 2.5 mm²			**ST31B**	
Scope of supply	Colour	Description	Quantity	Page
ST31L		Pocket box	1	
1698		Ins. cable end-sleeve DIN 46228 part 4, 0.5 mm², 13mm long	50	160
1708		Ins. cable end-sleeve DIN 46228 part 4, 0.75 mm², 13.5mm long	100	160
1718		Ins. cable end-sleeve DIN 46228 part 4, 1 mm², 13.5mm long	100	160
1728		Ins. cable end-sleeve DIN 46228 part 4, 1.5 mm², 13.5mm long	100	160
1738		Ins. cable end-sleeve DIN 46228 part 4, 2.5 mm², 14.5mm long	50	160

ST 12 B Pocket box with insulated cable end-sleeves 4 - 16 mm², DIN 46228 part 4



Pocket box made from impact-resistant plastic

Characteristics

- Stackable and resealable

Item			Part No.	
Pocket box with insulated cable end-sleeves 4 - 16 mm² to DIN 46228 part 4			**ST12B**	
Scope of supply	Colour	Description	Quantity	Page
ST12L		Pocket box	1	
47410		Ins. cable end-sleeve DIN 46228 part 4, 4 mm², 17mm long	50	157
47512		Ins. cable end-sleeve DIN 46228 part 4, 6 mm², 20mm long	20	157
47612		Ins. cable end-sleeve DIN 46228 part 4, 10 mm², 22mm long	20	157
47712		Ins. cable end-sleeve DIN 46228 part 4, 16 mm², 24mm long	10	157

ST 2 B Pocket box with cable end-sleeves 4 - 16 mm², DIN 46228 part 4, colour code 1



Pocket box made from impact-resistant plastic

Characteristics

- Stackable and resealable

Item			Part No.	
Pocket box with insulated cable end-sleeves 4 - 16 mm²			**ST2B**	
Scope of supply	Colour	Description	Quantity	Page
ST2L		Pocket box	1	
174GR		Ins. cable end-sleeve DIN 46228 part 4, 4 mm², 16.5mm long	50	159
175S		Ins. cable end-sleeve DIN 46228 part 4, 6 mm², 20mm long	20	159
176E		Ins. cable end-sleeve DIN 46228 part 4, 10 mm², 21.5mm long	20	159
177GR		Ins. cable end-sleeve DIN 46228 part 4, 16 mm², 22.2mm long	10	159

ST 32 B Pocket box with ins. cable end-sleeves 4 - 16 mm², DIN 46228 p. 4, colour code 2



Pocket box made from impact-resistant plastic

Characteristics

- Stackable and resealable

Item				Part No.
Pocket box with insulated cable end-sleeves 4 - 16 mm²				**ST32B**
Scope of supply	Colour	Description	Quantity	Page
ST32L		Pocket box	1	
17410		Ins. cable end-sleeve DIN 46228 part 4, 4 mm², 16.5mm long	50	160
17512		Ins. cable end-sleeve DIN 46228 part 4, 6 mm², 20mm long	20	160
17612		Ins. cable end-sleeve DIN 46228 part 4, 10 mm², 21.5mm long	20	160
17712		Ins. cable end-sleeve DIN 46228 part 4, 16 mm², 23.5mm long	10	160

ST 3 B Pocket box with ins. cable end-sleeves 0.25 - 1 mm², DIN 46228 p. 4, colour code 1



Pocket box made from impact-resistant plastic

Characteristics

- Stackable and resealable
- * = Part No. 167H and 168T are not standardized

Item				Part No.
Pocket box with insulated twin cable end-sleeves 0.25-1 mm²				**ST3B**
Scope of supply	Colour	Description	Quantity	Page
ST3L		Pocket box	1	
*167H		Ins. cable end-sleeve, 0.25 mm², 10.4mm long	30	158
*168T		Ins. cable end-sleeve, 0.34 mm², 10.4mm long	30	158
1690		Ins. cable end-sleeve DIN 46228 part 4, 0.5 mm², 14mm long	30	158
170W		Ins. cable end-sleeve DIN 46228 part 4, 0.75 mm², 14.6mm long	30	159
171G		Ins. cable end-sleeve DIN 46228 part 4, 1 mm², 14.6mm long	30	159

ST 13 B Pocket box with ins. cable end-sleeves 0.25 - 1 mm², DIN 46228 p. 4 and similar, colour code 1



Pocket box made from impact-resistant plastic

Characteristics

- Stackable and resealable
- * = Part No. 167H and 168T are not standardized

Item				Part No.
Pocket box with insulated cable end-sleeves 0.25 - 1 mm² to DIN 46228 part 4				**ST13B**
Scope of supply	Colour	Description	Quantity	Page
ST13L		Pocket box	1	
*167H		Ins. cable end-sleeve, 0.25 mm², 10.4mm long	30	158
*168T		Ins. cable end-sleeve, 0.34 mm², 10.4mm long	30	158
4698		Ins. cable end-sleeve DIN 46228 part 4, 0.5 mm², 14mm long	30	157
4708		Ins. cable end-sleeve DIN 46228 part 4, 0.75 mm², 14mm long	30	157
4718		Ins. cable end-sleeve DIN 46228 part 4, 1 mm², 14mm long	30	157

ST 33 B Pocket box with ins. cable end-sleeves 0.25 - 1 mm², DIN46228 p.4 and similar, colour code 2



Pocket box made from impact-resistant plastic

Characteristics

- Stackable and resealable
- * = not standardized

Item			Part No.	
Pocket box with insulated cable end-sleeves 0.25 - 1 mm²			ST33B	
Scope of supply	Colour	Description	Quantity	Page
ST33L		Pocket box	1	
*1676		Ins. cable end-sleeve, 0.25 mm², 11mm long	30	160
*1686		Ins. cable end-sleeve, 0.34 mm², 11mm long	30	160
1698		Ins. cable end-sleeve DIN 46228 part 4, 0.5 mm², 13mm long	30	160
1708		Ins. cable end-sleeve DIN 46228 part 4, 0.75 mm², 13.5mm long	30	160
1718		Ins. cable end-sleeve DIN 46228 part 4, 1 mm², 13.5mm long	30	160

GR 4698 DO Pocket box with insulated cable end-sleeves 0.5 mm²



Pocket box made from impact-resistant plastic

Characteristics

- Stackable and resealable

Item			Part No.	
Pocket box with insulated cable end-sleeves 0.5 mm² to DIN 46228 part 4			GR4698DO	
Scope of supply	Colour	Description	Quantity	Page
4698		Ins. cable end-sleeve DIN 46228 part 4, 0.5 mm², 14mm long	1000	157

GR 4708 DO Pocket box with insulated cable end-sleeves 0.75 mm²



Pocket box made from impact-resistant plastic

Characteristics

- Stackable and resealable

Item			Part No.	
Pocket box with insulated cable end-sleeves 0.75 mm² DIN 46228 part 4			GR4708DO	
Scope of supply	Colour	Description	Quantity	Page
4708		Ins. cable end-sleeve DIN 46228 part 4, 0.75 mm², 14mm long	1000	157

GR 4718 DO Pocket box with insulated cable end-sleeves 1 mm²



▸ Pocket box made from impact-resistant plastic

Characteristics

- Stackable and resealable

Item				Part No.
Pocket box with insulated cable end-sleeves 1 mm² DIN 46228 part 4				**GR4718DO**
Scope of supply	Colour	Description	Quantity	Page
4718		Ins. cable end-sleeve DIN 46228 part 4, 1 mm², 14mm long	1000	157

GR 4728 DO Pocket box with insulated cable end-sleeves 1.5 mm²



▸ Pocket box made from impact-resistant plastic

Characteristics

- Stackable and resealable

Item				Part No.
Pocket box with insulated cable end-sleeves 1.5 mm² DIN 46228 part 4				**GR4728DO**
Scope of supply	Colour	Description	Quantity	Page
4728		Ins. cable end-sleeve DIN 46228 part 4, 1.5 mm², 14mm long	1000	157

GR 4738 DO Pocket box with insulated cable end-sleeves 2.5 mm²



▸ Pocket box made from impact-resistant plastic

Characteristics

- Stackable and resealable

Item				Part No.
Pocket box with insulated cable end-sleeves 2.5 mm² DIN 46228 part 4				**GR4738DO**
Scope of supply	Colour	Description	Quantity	Page
4738		Ins. cable end-sleeve DIN 46228 part 4, 2.5 mm², 14mm long	1000	157

ST 5 L Assortment of empty pocket boxes



▸ Pocket box made from impact-resistant plastic

Characteristics

- Stackable and resealable

Item	Part No.
Assortment of pocket boxes	**ST5L**

SK 30 B Metal assortment box with cable end-sleeves and crimping tool



- Hammer-tone finished assortment box

Characteristics

- Dimensions: 200x140x40 mm

Item		Part No.	
Assortment box from steel with cable end-sleeves and crimping tool		**SK30B**	
Scope of supply	Description	Quantity	Page
SK30L	Steel carrying case	1	213
K48	Crimping tool for cable end-sleeves 0.14 - 2.5 mm²	1	224
716V	Cable end-sleeve DIN 46228 part 1, 0.75 mm², 6mm long, Cu tinned	1000	154
72S6V	Cable end-sleeve DIN 46228 part 1, 1.0 mm², 6mm long, Cu tinned	1000	154
727V	Cable end-sleeve DIN 46228 part 1, 1.5 mm², 7mm long, Cu tinned	1000	154
737V	Cable end-sleeve DIN 46228 part 1, 2.5 mm², 7mm long, Cu tinned	1000	154

SK 32 B Metal assortment box with cable end-sleeves and crimping tool



- Broad cable end-sleeve range with single-acting crimping tool
- Hammer-tone finished assortment box

Characteristics

- Dimensions: 285x155x45 mm

Item		Part No.	
Assortment box from steel with cable end-sleeves and crimping tool		**SK32B**	
Scope of supply	Description	Quantity	Page
SK32L	Steel carrying case	1	213
K3	Crimping tool for cable end-sleeves 0.5 - 16 mm²	1	223
716V	Cable end-sleeve DIN 46228 part 1, 0.75 mm², 6mm long, Cu tinned	1000	154
72S6V	Cable end-sleeve DIN 46228 part 1, 1.0 mm², 6mm long, Cu tinned	1000	154
727V	Cable end-sleeve DIN 46228 part 1, 1.5 mm², 7mm long, Cu tinned	1000	154
737V	Cable end-sleeve DIN 46228 part 1, 2.5 mm², 7mm long, Cu tinned	500	154
749V	Cable end-sleeve DIN 46228 part 1, 4 mm², 9mm long, Cu tinned	500	155
7510V	Cable end-sleeve DIN 46228 part 1, 6 mm², 10mm long, Cu tinned	500	155
7618V	Cable end-sleeve DIN 46228 part 1, 10 mm², 18mm long, Cu tinned	250	155
7718V	Cable end-sleeve DIN 46228 part 1, 16 mm², 18mm long, Cu tinned	150	155

SK 45 B Metal assortment box with insulated cable end-sleeves and crimping tool

- Four of the most important insulated cable end-sleeves in a steel carrying case including single-acting crimping tool
- Hammer-tone finished assortment box



Characteristics

- Dimensions: 200x140x40 mm

Item			Part No.	
Assortment box from steel with Ins. cable end-sleeves and crimping tool			SK45B	
Scope of supply	Colour	Description	Quantity	Page
SK30L		Steel carrying case	1	213
K48		Crimping tool for cable end-sleeves 0.14 - 2.5 mm²	1	224
4708		Ins. cable end-sleeve DIN 46228 part 4, 0.75 mm², 14mm long	300	157
4718		Ins. cable end-sleeve DIN 46228 part 4, 1 mm², 14mm long	300	157
4728		Ins. cable end-sleeve DIN 46228 part 4, 1.5 mm², 14mm long	300	157
4738		Ins. cable end-sleeve DIN 46228 part 4, 2.5 mm², 14mm long	200	157

SK 47 B Metal assortment box with insulated cable end-sleeves and crimping tool

- Hammer-tone finished assortment box



Characteristics

- Dimensions: 285x155x45 mm

Item			Part No.	
Assortment box from steel with Ins. cable end-sleeves and crimping tool			SK47B	
Scope of supply	Colour	Description	Quantity	Page
SK32L		Steel carrying case	1	213
K3		Crimping tool for cable end-sleeves 0.5 - 16 mm²	1	223
4708		Ins. cable end-sleeve DIN 46228 part 4, 0.75 mm², 14mm long	200	157
4718		Ins. cable end-sleeve DIN 46228 part 4, 1 mm², 14mm long	200	157
4728		Ins. cable end-sleeve DIN 46228 part 4, 1.5 mm², 14mm long	200	157
4738		Ins. cable end-sleeve DIN 46228 part 4, 2.5 mm², 14mm long	200	157
47410		Ins. cable end-sleeve DIN 46228 part 4, 4 mm², 17mm long	100	157
47512		Ins. cable end-sleeve DIN 46228 part 4, 6 mm², 20mm long	100	157
47618		Ins. cable end-sleeve DIN 46228 part 4, 10 mm², 28mm long	100	157
47718		Ins. cable end-sleeve DIN 46228 part 4, 16 mm², 28mm long	50	157

SK 30/3 P Plastic assortment box with insulated cable end-sleeves and tools



Characteristics

- Dimensions: 395x295x106 mm

Item			Part No.	
Assortment box from plastic with Ins. cable end-sleeves and tools			**SK303P**	
Scope of supply	Colour	Description	Quantity	Page
K432		Automatic wire stripping tool K43/2 0.02 - 10 mm²	1	516
K303		Crimping tool for cable end-sleeves and twin cable end-sleeves 0.08 - 10 mm²	1	229
4698		Ins. cable end-sleeve DIN 46228 part 4, 0.5 mm², 14mm long	400	157
4708		Ins. cable end-sleeve DIN 46228 part 4, 0.75 mm², 14mm long	400	157
4718		Ins. cable end-sleeve DIN 46228 part 4, 1 mm², 14mm long	400	157
4728		Ins. cable end-sleeve DIN 46228 part 4, 1.5 mm², 14mm long	400	157
4738		Ins. cable end-sleeve DIN 46228 part 4, 2.5 mm², 14mm long	200	157
47410		Ins. cable end-sleeve DIN 46228 part 4, 4 mm², 17mm long	200	157
47512		Ins. cable end-sleeve DIN 46228 part 4, 6 mm², 20mm long	100	157
47612		Ins. cable end-sleeve DIN 46228 part 4, 10 mm², 22mm long	100	157

SK 30/3 S Plastic assortment box with insulated cable end-sleeves and crimping tool



Characteristics

- Dimensions: 275x230x83 mm

Item			Part No.	
Assortment box from plastic with Ins. cable end-sleeves and crimping tool			**SK303S**	
Scope of supply	Colour	Description	Quantity	Page
K303		Crimping tool for cable end-sleeves and twin cable end-sleeves 0.08 - 10 mm²	1	229
4698		Ins. cable end-sleeve DIN 46228 part 4, 0.5 mm², 14mm long	100	157
4708		Ins. cable end-sleeve DIN 46228 part 4, 0.75 mm², 14mm long	100	157
4718		Ins. cable end-sleeve DIN 46228 part 4, 1 mm², 14mm long	100	157
4728		Ins. cable end-sleeve DIN 46228 part 4, 1.5 mm², 14mm long	100	157
4738		Ins. cable end-sleeve DIN 46228 part 4, 2.5 mm², 14mm long	50	157
47410		Ins. cable end-sleeve DIN 46228 part 4, 4 mm², 17mm long	50	157
47512		Ins. cable end-sleeve DIN 46228 part 4, 6 mm², 20mm long	30	157
47612		Ins. cable end-sleeve DIN 46228 part 4, 10 mm², 22mm long	30	157

SK 43 NB Metal assortment box with insulated cable end-sleeves and tools

High-performance 4-edge crimping tool including wire stripping tool



Characteristics

- Dimensions: 370x210x40 mm

Item			Part No.	
Assortment box from steel with Ins. cable end-sleeves and tools			**SK43NB**	
Scope of supply	Colour	Description	Quantity	Page
SK43L		Steel carrying case	1	213
K432		Automatic wire stripping tool K43/2 0.02 - 10 mm²	1	516
K303		Crimping tool for cable end-sleeves and twin cable end-sleeves 0.08 - 10 mm²	1	229
4698		Ins. cable end-sleeve DIN 46228 part 4, 0.5 mm², 14mm long	500	157
4708		Ins. cable end-sleeve DIN 46228 part 4, 0.75 mm², 14mm long	500	157
4718		Ins. cable end-sleeve DIN 46228 part 4, 1 mm², 14mm long	400	157
4728		Ins. cable end-sleeve DIN 46228 part 4, 1.5 mm², 14mm long	400	157
4738		Ins. cable end-sleeve DIN 46228 part 4, 2.5 mm², 14mm long	300	157
47410		Ins. cable end-sleeve DIN 46228 part 4, 4 mm², 17mm long	100	157
47512		Ins. cable end-sleeve DIN 46228 part 4, 6 mm², 20mm long	100	157
47612		Ins. cable end-sleeve DIN 46228 part 4, 10 mm², 22mm long	100	157

MK 210 B Metal assortment box with insulated terminals and crimping tool

Hammer-tone finished assortment box



Characteristics

- Dimensions: 250x155x40 mm

Item			Part No.	
Assortment box from steel with Ins. cable connections and crimping tool			**MK210B**	
Scope of supply	Colour	Description	Quantity	Page
MK210L		Steel carrying case	1	214
K10		Crimping tool for insulated cable connections 0.5 - 6 mm²	1	232
620C4		Ins. solderless terminal M4 DIN 46237, 0.5-1 mm², fork-type	50	175
6305		Ins. solderless terminal M5 DIN 46237, PA insulated sleeve, 1.5-2.5 mm²	50	174
710		Ins. pin terminal DIN 46231, 1.5-2.5 mm², 23mm long	50	176
6505		Ins. solderless terminal M5 DIN 46237, PA insulated sleeve, 4-6 mm²	25	174

MK 220 B Metal assortment box with insulated terminals and crimping tool



Hammer-tone finished assortment box

Characteristics

- Dimensions: 370x160x40 mm

Item			Part No.	
Assortment box from steel with Ins. cable connections and crimping tool			**MK220B**	
Scope of supply	Colour	Description	Quantity	Page
MK220L		Steel carrying case	1	214
K10		Crimping tool for insulated cable connections 0.5 - 6 mm²	1	232
6205		Ins. solderless terminal M5 DIN 46237, PA insulated sleeve, 0.5-1 mm²	50	174
6305		Ins. solderless terminal M5 DIN 46237, PA insulated sleeve, 1.5-2.5 mm²	50	174
620C4		Ins. solderless terminal M4 DIN 46237, 0.5-1 mm², fork-type	50	175
630C4		Ins. solderless terminal M4 DIN 46237, 1.5-2.5 mm², fork-type	50	175
705		Ins. pin terminal DIN 46231, 0.5-1 mm², 22mm long	50	176
710		Ins. pin terminal DIN 46231, 1.5-2.5 mm², 23mm long	50	176
6505		Ins. solderless terminal M5 DIN 46237, PA insulated sleeve, 4-6 mm²	25	174
715		Ins. pin terminal DIN 46231, 0.1-0.4 mm², 26mm long	25	176

MK 230 B 507 Metal assortment box with insulated terminals and crimping tool



Hammer-tone finished assortment box

Characteristics

- Dimensions: 366x230x51 mm
- * = not standardized

Item			Part No.	
Assortment box from steel with Ins. cable connections and crimping tool			**MK230B507**	
Scope of supply	Colour	Description	Quantity	Page
MK230L		Steel carrying case	1	214
K507		Crimping tool with interchangeable dies	1	258
6204		Ins. solderless terminal M4 DIN 46237, PA insulated sleeve, 0.5-1 mm²	50	174
6205		Ins. solderless terminal M5 DIN 46237, PA insulated sleeve, 0.5-1 mm²	50	174
*6206		Ins. solderless terminal M6, PA insulated sleeve, 0.5-1 mm²	50	174
6304		Ins. solderless terminal M4 DIN 46237, PA insulated sleeve, 1.5-2.5 mm²	50	174
6305		Ins. solderless terminal M5 DIN 46237, PA insulated sleeve, 1.5-2.5 mm²	50	174
6306		Ins. solderless terminal M6 DIN 46237, PA insulated sleeve, 1.5-2.5 mm²	50	174
670		Ins. butt connector, 0.5-1 mm²	50	183
680		Ins. butt connector, 1.5-2.5 mm²	50	183
705		Ins. pin terminal DIN 46231, 0.5-1 mm², 22mm long	50	176
710		Ins. pin terminal DIN 46231, 1.5-2.5 mm², 23mm long	50	176
730		Ins. receptacle 6.3x0.8 mm DIN 46245 part 3, 1.5-2.5 mm²	50	179
830		Ins. tab 6.3x0.8 mm, 1.5-2.5 mm²	50	182
620C4		Ins. solderless terminal M4 DIN 46237, 0.5-1 mm², fork-type	50	175
630C4		Ins. solderless terminal M4 DIN 46237, 1.5-2.5 mm², fork-type	50	175
715		Ins. pin terminal DIN 46231, 0.1-0.4 mm², 26mm long	25	176
700		Ins. butt connector, 4-6 mm²	25	183
6505		Ins. solderless terminal M5 DIN 46237, PA insulated sleeve, 4-6 mm²	25	174
6506		Ins. solderless terminal M6 DIN 46237, PA insulated sleeve, 4-6 mm²	25	174
650C6		Ins. solderless terminal M6 DIN 46237, 4-6 mm², fork-type	25	175

LBOXX 230 B - plastic - with standard equipment for electrical installation

Characteristics

- Dimensions: 442x357x117 mm (W/D/H)



Item			Part No.	
L-BOXX from plastic with standard equipment for electrical installation.			**LBOXX230B**	
Scope of supply	Colour	Description	Quantity	Page
K432		Automatic wire stripping tool K43/2 0.02 - 10 mm²	1	516
K507		Crimping tool with interchangeable dies	1	258
720		Ins. receptacle 6.3x0.8 mm DIN 46245 part 3, 0.5-1 mm²	50	179
730		Ins. receptacle 6.3x0.8 mm DIN 46245 part 3, 1.5-2.5 mm²	50	179
820		Ins. tab 6.3x0.8 mm, 0.5-1 mm²	50	182
830		Ins. tab 6.3x0.8 mm, 1.5-2.5 mm²	50	182
6204		Ins. solderless terminal M4 DIN 46237, PA insulated sleeve, 0.5-1 mm²	50	174
6305		Ins. solderless terminal M5 DIN 46237, PA insulated sleeve, 1.5-2.5 mm²	50	174
6506		Ins. solderless terminal M6 DIN 46237, PA insulated sleeve, 4-6 mm²	50	174
670		Ins. butt connector, 0.5-1 mm²	50	183
680		Ins. butt connector, 1.5-2.5 mm²	50	183
700		Ins. butt connector, 4-6 mm²	25	183
16505		Solderless terminals DIN 46234, 4-6 mm², M5, Cu tinned	50	88
16506		Solderless terminals, DIN 46234, 4-6 mm², M6, Cu tinned	50	88
1652C5		Solderless terminals, fork-type, 10 mm², M5, Cu-ETP tinned	50	92
1652C6		Solderless terminals, fork-type, 10 mm², M6, Cu-ETP tinned	50	92
4708		Ins. cable end-sleeve DIN 46228 part 4, 0.75 mm², 14mm long	400	157
4718		Ins. cable end-sleeve DIN 46228 part 4, 1 mm², 14mm long	400	157
4728		Ins. cable end-sleeve DIN 46228 part 4, 1.5 mm², 14mm long	400	157
4738		Ins. cable end-sleeve DIN 46228 part 4, 2.5 mm², 14mm long	200	157
47410		Ins. cable end-sleeve DIN 46228 part 4, 4 mm², 17mm long	100	157
47512		Ins. cable end-sleeve DIN 46228 part 4, 6 mm², 20mm long	100	157
47612		Ins. cable end-sleeve DIN 46228 part 4, 10 mm², 22mm long	100	157
LBOXX102LFG		L-BOXX with front handle (W/D/H: 442 x 357 x 117 mm)	1	

SK 82 P Plastic assortment box with insulated terminals and tools



Characteristics

- Dimensions: 395x295x106 mm

Item			Part No.	
Assortment box from plastic with insulated terminals and tools			SK82P	
Scope of supply	Colour	Description	Quantity	Page
K432		Automatic wire stripping tool K43/2 0.02 - 10 mm²	1	516
K82A		Crimping tool for insulated cable connections 0,5 - 6 mm²	1	234
6204		Ins. solderless terminal M4 DIN 46237, PA insulated sleeve, 0.5-1 mm²	50	174
6205		Ins. solderless terminal M5 DIN 46237, PA insulated sleeve, 0.5-1 mm²	50	174
670		Ins. butt connector, 0.5-1 mm²	50	183
720		Ins. receptacle 6.3x0.8 mm DIN 46245 part 3, 0.5-1 mm²	50	179
6304		Ins. solderless terminal M4 DIN 46237, PA insulated sleeve, 1.5-2.5 mm²	50	174
6305		Ins. solderless terminal M5 DIN 46237, PA insulated sleeve, 1.5-2.5 mm²	50	174
680		Ins. butt connector, 1.5-2.5 mm²	50	183
730		Ins. receptacle 6.3x0.8 mm DIN 46245 part 3, 1.5-2.5 mm²	50	179
6505		Ins. solderless terminal M5 DIN 46237, PA insulated sleeve, 4-6 mm²	20	174
6506		Ins. solderless terminal M6 DIN 46237, PA insulated sleeve, 4-6 mm²	20	174
700		Ins. butt connector, 4-6 mm²	20	183
715		Ins. pin terminal DIN 46231, 0.1-0.4 mm², 26mm long	20	176
620C4		Ins. solderless terminal M4 DIN 46237, 0.5-1 mm², fork-type	20	175
630C4		Ins. solderless terminal M4 DIN 46237, 1.5-2.5 mm², fork-type	20	175
705		Ins. pin terminal DIN 46231, 0.5-1 mm², 22mm long	20	176
710		Ins. pin terminal DIN 46231, 1.5-2.5 mm², 23mm long	20	176

SK 82 S Plastic assortment box with insulated terminals and tools



Item			Part No.	
Assortment box from plastic with insulated terminals and tools			SK82S	
Scope of supply	Colour	Description	Quantity	Page
K82A		Crimping tool for insulated cable connections 0,5 - 6 mm²	1	234
6204		Ins. solderless terminal M4 DIN 46237, PA insulated sleeve, 0.5-1 mm²	20	174
6205		Ins. solderless terminal M5 DIN 46237, PA insulated sleeve, 0.5-1 mm²	20	174
670		Ins. butt connector, 0.5-1 mm²	20	183
720		Ins. receptacle 6.3x0.8 mm DIN 46245 part 3, 0.5-1 mm²	20	179
6304		Ins. solderless terminal M4 DIN 46237, PA insulated sleeve, 1.5-2.5 mm²	20	174
680		Ins. butt connector, 1.5-2.5 mm²	20	183
730		Ins. receptacle 6.3x0.8 mm DIN 46245 part 3, 1.5-2.5 mm²	20	179
6305		Ins. solderless terminal M5 DIN 46237, PA insulated sleeve, 1.5-2.5 mm²	20	174

SK 30 L Steel carrying case

Hammer-tone finished assortment box



Characteristics

- 4 small and 1 large additional compartments with lock
- For optional storage of crimping tools type K1, K4, K46 and K48
- Dimensions: 200x140x40 mm
- Weight: 1.2 kg

Item	Part No.
Steel carrying case	**SK30L**

SK 32 L Steel carrying case

Hammer-tone finished assortment box



Characteristics

- 8 small and 1 large additional compartments with lock
- For optional storage of crimping tools type K3 and K35
- Dimensions: 285x155x45 mm
- Weight: 1.3 kg

Item	Part No.
Steel carrying case	**SK32L**

SK 4 L Steel carrying case

Hammer-tone finished assortment box



Characteristics

- 6 small and 1 large additional compartments with lock
- For optional storage of crimping tools type K02, K2, K16, K25, K28 and K29
- Dimensions: 370x160x40 mm
- Weight: 1.4 kg

Item	Part No.
Steel carrying case	**SK4L**

SK 43 L Steel carrying case

Hammer-tone finished assortment box



Characteristics

- 8 small and 2 large additional compartments with lock
- For storage of crimping tool K 32 and wire stripper K 41
- Dimensions: 370x210x40 mm
- Weight: 1.9 kg

Item	Part No.
Steel carrying case	**SK43L**

MK 55 Steel carrying case



Hammer-tone finished assortment box

Characteristics

- 8 small and 1 large additional compartments with lock
- For storage of 8 pairs of dies and crimping tool K50
- Dimensions: 245x130x37 mm
- Weight: 0.7 kg

Item	Part No.
Steel carrying case	**MK55**

MK 210 L Steel carrying case



Hammer-tone finished assortment box

Characteristics

- 4 small and 1 large additional compartments with lock
- For storage of crimping tools K 10 or K 82
- Dimensions: 250x155x40 mm
- Weight: 1.0 kg

Item	Part No.
Steel carrying case	**MK210L**

MK 220 L Steel carrying case



Hammer-tone finished assortment box

Characteristics

- 8 small and 1 large additional compartments with lock
- For storage of crimping tools K 10 or K 82
- Dimensions: 370x160x40 mm
- Weight: 1.4 kg

Item	Part No.
Steel carrying case	**MK220L**

MK 230 L Steel carrying case



Hammer-tone finished assortment box

Characteristics

- 19 small and 1 large additional compartments with lock and handle
- For storage of crimping tools K 10 or K 82
- Dimensions: 366x230x51 mm
- Weight: 2.4 kg

Item	Part No.
Steel carrying case	**MK230L**

SK 65 L Steel carrying case

Hammer-tone finished assortment box



Characteristics

- 12 small and 1 large additional compartments with lock and handle
- For optional storage of crimping tools type K 05, K 05 BC, K 35/4
- Dimensions: 400x250x50 mm
- Weight: 2.3 kg

Item	Part No.
Steel carrying case	**SK65L**

SK 120 L Steel carrying case

Hammer-tone finished assortment box



Characteristics

- 8 small and 1 large additional compartments with lock and handle
- For optional storage of crimping tools type K 06, K 06 BC, K 08, K 09 and K 09 BC or cable cutters K 105/1
- Dimensions: 680x265x65 mm
- Weight: 4.7 kg

Item	Part No.
Steel carrying case	**SK120L**

MK 18 Steel carrying case

Hammer-tone finished assortment box



Characteristics

- 34 small and 1 large additional compartments with lock and handle
- For storage of 34 pairs of dies and crimping tool K 18
- Dimensions: 605x300x50 mm
- Weight: 4.6 kg

Item	Part No.
Steel carrying case	**MK18**

MK 22 Steel carrying case



▸ Hammer-tone finished assortment box

Characteristics

- 17 small and 1 large additional compartments with lock and handle
- For storage of 17 pairs of dies and crimping tool K 22
- Dimensions: 600x220x65 mm
- Weight: 3.5 kg

Item	Part No.
Steel carrying case	**MK22**

KKPE Plastic case



Characteristics

- For storing complete crimping die sets
- With lock and handle

Item	Part No.
Plastic case for crimping dies of series 22	**KKPE**
Plastic case for crimping dies of series 4	**KKPEH25**

MK/KP 1 Plastic case



Characteristics

- For storage of crimping tools KP1 and KP1L and 10 crimping heads of the Klauke Pro Series
- With lock and handle
- Dimensions: 395x295x106 mm
- Weight: 1.0 kg

Item	Part No.
Plastic case	**MKKP1**

MKU Steel carrying case with wheels



▸ Hammer-tone finished assortment box

Characteristics

- With additional compartment for dies with lock and handle
- For storage of hydraulic crimping tools HK12/2, HK25/2 or HK45
- Dimensions: 810x310x210 mm
- Weight: 10.0 kg

Item	Part No.
Steel carrying case	**MKU**

TT2 Carrying bag

Characteristics

- For storage of all crimping and cutting heads (except SDK 105, SDK 120 and PK1000)
- Weight: 0.48 kg

Item	Part No.
Carrying bag	**TT2**



TT4 Carrying bag

Characteristics

- For storage of cutting heads SDK 105 and SDK 120
- Weight: 0.73 kg

Item	Part No.
Carrying bag	**TT4**



„High-performance at the touch of a button, where conventional hand tools fail. For this reason we developed battery powered tools with intelligent crimping, cutting and punching functions.“



Sonja Abele,
Development

Mechanical crimping and cutting tools 220

Mechanical crimping tools 220
Mechanical crimping tools for the photovoltaic 253
Mechanical crimping tools with interchangeable dies 256
Mechanical cutting tools 266

Electric and pneumatic crimping tools 276

Electromechanical crimping tool Klauke micro 276
Electric and pneumatic crimping tools 280

Hand-operated hydraulic crimping and cutting tools 284

Hand-operated hydraulic crimping tools 284
Hand-operated hydraulic cutting tools 298

Battery-powered crimping and cutting tools 304

Battery-powered crimping tools 306
Battery-powered cutting tools 336

Hydraulic universal tools and heads 353

Hydraulic crimping and cutting heads 360

Hydraulic drive units 380

Hydraulic systems 386

Hydraulic crimping systems 388
Hydraulic cutting systems 392
Safety cutting units 394

Accessories for hydraulic tools 396

Batteries and mains sets 397
Battery chargers 399

Force and pressure gauge systems 405

Powerful crimping *by hand.*



Mechanical tools for crimping.

We all have overwhelming power - as long we have the right tool to hand.

The diversity of conductor types and connecting materials calls for numerous different standards for crimping tools. Klauke offers the right solution for all applications. All mechanical crimping tools are made from the highest quality materials, are rust-proof and surface-finished. The products are set apart by their extremely long service life. Unique precision and high quality material guarantee safe and, most important, long-lasting electrical connections. The tools' ergonomic handles and perfected drives optimise transmission of the hand force.



- **Crimping tools for Klauke connecting material with nominal cross sections from 0.08 to 400 mm².**
- **Optimised profile forms for all applications.**
- **Precise drives for exact crimping results.**
- **Clear designation of the crimping profiles.**

Precise crimping *for all cross-sections.*

- The use of high-grade steels and the annealing process that follows guarantee a long service life for the mechanical crimping tools.
- Power-optimized drive with integrated ratchet and pre-tension setting.
- Ergonomic handles, low weight, clear designation of the crimping profiles and telescopic handles for two-handed operation.



Benefits:

- Many years of low wear use.
- The integrated ratchet with pre-tension setting guarantees process safety and complete crimping results.
- Materials processed quickly and effortlessly.

Tools for cable end-sleeves: Which tool for which cable end-sleeve?

Cross-section max. mm²	Tool	Crimping profile					Design		Drive	
							Front crimping	Side crimping	10.68 mm	Force-supported
2.5	K4	✔						✔	✔	
	K1		✔					✔	✔	
	K48		✔					✔	✔	
6	K46	✔						✔	✔	
	K36		✔				✔		✔	
	K32		✔				✔			✔
	K37		✔					✔		✔
	K38/2				✔		✔			✔
	KP31/2*		✔					✔		✔
	K38Ergo				✔		✔			✔
	K50[1)]		✔					✔		✔
	KP35/1					✔		✔		✔
10	K30/3				✔			✔		✔
	KP30/3				✔			✔		✔
	K507		✔					✔		✔
16	K3	✔						✔	✔	
	K34		✔				✔			✔
	KP30/4				✔			✔		✔
	KP35/2					✔		✔		✔
25	K39		✔					✔		✔
35	K35	✔						✔	✔	
50	K27/1			✔				✔		✔
	K28		✔					✔		✔
	K35/4[1)]		✔					✔		✔
95	K27/2			✔				✔		✔
	K29		✔					✔		✔
	K18[1)]		✔	✔				✔		✔
240	K22[1)]		✔	✔				✔		✔

K = Crimping tool KP = Pro series crimping head [1)] Interchangeable dies *Also available as Pro series

K 4 Crimping tool for cable end-sleeves 0.5 - 2.5 mm²



- Indent crimping for round clamp opening
- Spring-supported tool opening

Characteristics

- One crimp profile per cross-section
- Lateral insertion
- Exact cross-section assignment
- Ergonomic handles

Technical data	
Crimping range	0.5 - 2.5 mm²
Length	150 mm
Weight	0.16 kg

Item	Part No.
Crimping tool for cable end-sleeves 0.5 - 2.5 mm²	**K4**

Accessories	Part No.	Page
Steel carrying case	SK30L	213

K 46 Crimping tool for cable end-sleeves 1.5 - 6 mm²



- Indent crimping for round clamp opening
- Spring-supported tool opening

Characteristics

- One crimp profile per cross-section
- Lateral insertion
- Exact cross-section assignment
- Ergonomic handles

Technical data	
Crimping range	1.5 - 6 mm²
Length	150 mm
Weight	0.16 kg

Item	Part No.
Crimping tool for cable end-sleeves 1.5 - 6 mm²	**K46**

Accessories	Part No.	Page
Steel carrying case	SK30L	213

K 3 Crimping tool for cable end-sleeves 0.5 - 16 mm²

- Indent crimping for round clamp opening
- With wire cutter

Characteristics

- One crimp profile per cross-section
- Lateral insertion
- Exact cross-section assignment
- Ergonomic handles



Technical data	
Crimping range	0.5 - 16 mm²
Length	230 mm
Weight	0.24 kg

Item	Part No.
Crimping tool for cable end-sleeves 0.5 - 16 mm²	**K3**

Accessories	Part No.	Page
Steel carrying case	SK32L	213

K 35 Crimping tool for cable end-sleeves 10 - 35 mm²

- Indent crimping for round clamp opening
- For large cross-sections to 35 mm²

Characteristics

- One crimp profile per cross-section
- Lateral insertion
- Exact cross-section assignment
- Ergonomic handles



Technical data	
Crimping range	10 - 35 mm²
Length	230 mm
Weight	0.24 kg

Item	Part No.
Crimping tool for cable end-sleeves 10 - 35 mm²	**K35**

Accessories	Part No.	Page
Steel carrying case	SK32L	213

K 1 Crimping tool for cable end-sleeves 0.14 - 2.5 mm²



- Trapezoid crimping suitable for box terminals
- Spring-supported tool opening
- With wire stripper and cutter

Characteristics

- One crimp profile per cross-section
- Lateral insertion
- Exact cross-section assignment
- Ergonomic handles
- Interchangeable stripping blades

Technical data	
Crimping range	0.14 - 2.5 mm²
Length	175 mm
Weight	0.19 kg

Item	Part No.
Crimping tool for cable end-sleeves 0.14 - 2.5 mm²	**K1**

Accessories	Part No.	Page
Steel carrying case	SK30L	213

K 48 Crimping tool for cable end-sleeves 0.14 - 2.5 mm²



- Trapezoid crimping suitable for box terminals
- Spring-supported tool opening

Characteristics

- One crimp profile per cross-section
- Lateral insertion
- Exact cross-section assignment
- Ergonomic handles

Technical data	
Crimping range	0.14 - 2.5 mm²
Length	150 mm
Weight	0.16 kg

Item	Part No.
Crimping tool for cable end-sleeves 0.14 - 2.5 mm²	**K48**

Accessories	Part No.	Page
Steel carrying case	SK30L	213

K 36 Crimping tool for cable end-sleeves and twin cable end-sleeves 0.5 - 6 mm²

- **Two crimping profiles with the cross-section areas 0.5 - 2.5 mm² and 4 - 6 mm²**
- **Spring-supported tool opening**



Characteristics

- Front insertion (front crimping)
- Ergonomic non-slip handles

Technical data	
Crimping range total	0.5 - 6 mm²
Cable end-sleeves	0.5 - 2.5 and 4 - 6 mm²
Twin cable end-sleeves	2x0.5 - 2x1.5 and 2x2.5 - 2x4 mm²
Length	200 mm
Weight	0.22 kg

Item	Part No.
Crimping tool for cable end-sleeves and twin cable end-sleeves 0.5 - 6 mm²	**K36**

Accessories	Part No.	Page
Steel carrying case	SK32L	213

K 32 Crimping tool for cable end-sleeves and twin cable end-sleeves 0.14 - 6 mm²

- **One crimping profile for cross-sections from 0.14 - 6 mm² due to automatic cross-section adjustment**
- **Trapezoid crimping suitable for box terminals**
- **Spring-supported tool opening**



Characteristics

- With ratchet for consistent crimp results
- Front insertion (front crimping)
- Ergonomic handles
- Non-slip handles

Technical data	
Crimping range total	0.14 - 6 mm²
Cable end-sleeves	0.14 - 6 mm²
Twin cable end-sleeves	2 x 0.5 - 2 x 2.5 mm²
Length	210 mm
Weight	0.35 kg

Item	Part No.
Crimping tool for cable end-sleeves and twin cable end-sleeves 0.14 - 6 mm²	**K32**

Accessories	Part No.	Page
Steel carrying case	SK43L	213

K 34 Crimping tool for cable end-sleeves and twin cable end-sleeves 6 - 16 mm²



- Trapezoid crimping suitable for box terminals
- Spring-supported tool opening
- One crimping profile for cross-sections from 6 - 16 mm² due to automatic cross-section adjustment

Characteristics

- With ratchet for consistent crimp results
- Front insertion (front crimping)
- Non-slip handles

Technical data	
Crimping range total	6 - 16 mm²
cable end-sleeves	6 - 16 mm²
Twincable end-sleeves	2 x 4 - 2 x 6 mm²
Length	210 mm
Weight	0.5 kg

Item	Part No.
Crimping tool for cable end-sleeves and twin cable end-sleeves 6 - 16 mm²	**K34**

Accessories	Part No.	Page
Steel carrying case	SK43L	213

K 37 Crimping tool for cable end-sleeves 0.14 - 6 mm²



- Trapezoid crimping suitable for box terminals
- Tool pre-tensioning adjustable

Characteristics

- An adjusting disc balances the wear of the crimping tool
- One crimp profile per cross-section
- With ratchet for consistent crimp results
- Lateral insertion
- Exact cross-section assignment

Technical data	
Crimping range	0.14 - 6 mm²
Length	200 mm
Weight	0.36 kg

Item	Part No.
Crimping tool for cable end-sleeves 0.14 - 6 mm²	**K37**

Accessories	Part No.	Page
Steel carrying case	SK43L	213

K 39 Crimping tool for cable end-sleeves 10 - 25 mm²

- Trapezoid crimping suitable for box terminals
- Tool pre-tensioning adjustable



Characteristics

- An adjusting disc balances the wear of the crimping tool
- One crimp profile per cross-section
- With ratchet for consistent crimp results
- Lateral insertion
- Exact cross-section assignment

Technical data	
Crimping range	10 - 25 mm²
Length	200 mm
Weight	0.36 kg

Item	Part No.
Crimping tool for cable end-sleeves 10 - 25 mm²	**K39**

Accessories	Part No.	Page
Steel carrying case	SK43L	213

K 38/2 Crimping tool for cable end-sleeves and twin cable end-sleeves 0.5 - 6 mm²

- Square crimping suitable for box terminals and spring clamp technology
- An adjusting disc balances the wear of the crimping tool
- One crimping profile for cross-sections from 0.5 - 6 mm² due to automatic cross-section adjustment



Characteristics

- Accurate drive
- With ratchet for consistent crimp results
- Front insertion (front crimping)

Technical data	
Crimping range total	0.5 - 6 mm²
Cable end-sleeves	0.5 - 6 mm²
Twin cable end-sleeves	2 x 0.5 - 2 x 2.5 mm²
Length	190 mm
Weight	0.3 kg

Item	Part No.
Crimping tool for cable end-sleeves and twin cable end-sleeves 0.5 - 6 mm²	**K382**

Accessories	Part No.	Page
Steel carrying case	SK43L	213

K 38 ERGO Crimping tool for cable end-sleeves and twin cable end-sleeves 0.25 - 6 mm²



- Square crimping suitable for box terminals and spring clamp technology
- Ergonomic design
- Low hand crimping force

Characteristics

- Precise drive with ratchet for consistent crimp results
- Front insertion (front crimping)
- Reduced space requirement for processing
- Automatic cross-section range adjustment from 0.25 - 6 mm²
- Max. length of cable end-sleeves to be crimped 18 mm, from 12 mm in two steps

Technical data	
Crimping range total	0.25 - 6 mm²
Cable end-sleeves	0.25 - 6 mm²
Twin cable end-sleeves	2 x 0.5 - 2 x 2.5 mm²
Length	160 mm
Weight	0.4 kg

Item	Part No.
Crimping tool for cable end-sleeves and twin cable end-sleeves 0.25 - 6 mm²	**K38ERGO**

K 38 ERGO SET Plastic case with cable end-sleeves, twin cable end-sleeves and crimping tool

- Square crimping suitable for box terminals and spring clamp technology
- Ergonomic design
- Low hand crimping force
- Plastic tool case

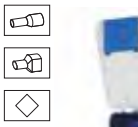



Characteristics

- Accurate drive with ratchet
- Front insertion (front crimping)
- Reduced space requirement for processing
- Automatic cross-section range adjustment from 0.25 - 6 mm²
- Max. length of cable end-sleeves to be crimped 18 mm, from 12 mm in two steps

Technical data	
Crimping range total	0.25 - 6 mm²
Cable end-sleeves	0.25 - 6 mm²
Twin cable end-sleeves	2 x 0.5 – 2 x 2.5 mm²
Dimensions	235 x 180 x 50 mm
Length	160 mm
Weight	0.740 kg

Item	Part No.
Plastic case with cable end-sleeves, twin cable end-sleeves and crimping tool	**K38ERGOSET**

Scope of supply	Colour	Part No.	Quantity	Page
Crimping tool for cable end-sleeves and twin cable end-sleeves 0.25 - 6 mm²		K38ERGO	1	228
Ins. cable end-sleeve DIN 46228 part 4, 0.5 mm², 14mm long		4698	100	157
Ins. cable end-sleeve DIN 46228 part 4, 0.75 mm², 14mm long		4708	100	157
Ins. cable end-sleeve DIN 46228 part 4, 1 mm², 14mm long		4718	100	157
Ins. cable end-sleeve DIN 46228 part 4, 1.5 mm², 14mm long		4728	100	157

K 30/3 Crimping tool for cable end-sleeves and twin cable end-sleeves 0.08 - 10 mm²

- Square crimping suitable for box terminals and spring clamp technology



Characteristics

- One crimping profile for cross-sections from 0.08 - 10 mm² due to automatic cross-section adjustment
- With ratchet for consistent crimp results
- Lateral insertion
- Non-slip handles

Technical data	
Crimping range total	0.08 - 10 mm²
Cable end-sleeves	0.08 - 10 mm²
Twin cable end-sleeves	2 x 0.5 - 2 x 4 mm²
Length	190 mm
Weight	0.3 kg

Item	Part No.
Crimping tool for cable end-sleeves and twin cable end-sleeves 0.08 - 10 mm²	**K303**

Accessories	Part No.	Page
Steel carrying case	SK30L	213

K 27/1 Crimping tool for cable end-sleeves and twin cable end-sleeves 4 - 50 mm²



- Special trapezoid crimping suitable for box terminals
- Special type, especially suitable for fine stranded conductors

Characteristics

- One crimp profile per cross-section
- With ratchet for consistent crimp results
- Lateral insertion
- Exact cross-section assignment thanks to permanent marking on the crimping tool
- Non-slip handles

Technical data	
Crimping range total	2 x 4 - 50 mm²
Cable end-sleeves	10 - 50 mm²
Twin cable end-sleeves	2 x 4 - 2 x 16 mm²
Length	335 mm
Weight	0.8 kg

Item	Part No.
Crimping tool for cable end-sleeves and twin cable end-sleeves 2 x 4 - 50 mm²	**K271**

Accessories	Part No.	Page
Steel carrying case	SK4L	213

K 27/2 Crimping tool for cable end-sleeves 50 - 95 mm²



- Special trapezoid crimping suitable for box terminals
- Special type, especially suitable for fine stranded conductors
- For large cross-sections to 95 mm²

Characteristics

- One crimp profile per cross-section
- With ratchet for consistent crimp results
- Lateral insertion
- Exact cross-section assignment thanks to permanent marking on the crimping tool
- Non-slip handles

Technical data	
Crimping range	50 - 95 mm²
Length	335 mm
Weight	0.8 kg

Item	Part No.
Crimping tool for cable end-sleeves 50 - 95 mm²	**K272**

Accessories	Part No.	Page
Steel carrying case	SK4L	213

K 28 Crimping tool for cable end-sleeves and twin cable end-sleeves 4 - 50 mm²

- Trapezoid crimping suitable for box terminals

Characteristics

- One crimp profile per cross-section
- With ratchet for consistent crimp results
- Lateral insertion
- Exact cross-section assignment thanks to permanent marking on the crimping tool
- Non-slip handles



Technical data	
Crimping range total	4-50 mm²
Cable end-sleeves	10-50 mm²
Twin cable end-sleeves	2 x 4-2 x 16 mm²
Length	335 mm
Weight	0.8 kg

Item	Part No.
Crimping tool for cable end-sleeves and twin cable end-sleeves 4 - 50 mm²	**K28**

Accessories	Part No.	Page
Steel carrying case	SK4L	213

K 29 Crimping tool for cable end-sleeves 50 - 95 mm²

- Trapezoid crimping suitable for box terminals
- For large cross-sections to 95 mm²

Characteristics

- One crimp profile per cross-section
- With ratchet for consistent crimp results
- Lateral insertion
- Non-slip handles



Technical data	
Crimping range	50 - 95 mm²
Length	335 mm
Weight	0.8 kg

Item	Part No.
Crimping tool for cable end-sleeves 50 - 95 mm²	**K29**

Accessories	Part No.	Page
Steel carrying case	SK4L	213

K 10 Crimping tool for insulated cable connections 0.5 - 6 mm²



- Oval crimping
- To shorten screws M2.6 - M6
- With wire stripper and cutter

Characteristics

- Stripping and crimping is done in two operations
- Wire stripping tool for cross-sections 0.5 - 6 mm²
- Colour-coded cross-section assignment

Technical data	
Crimping range total	0.5 - 6 mm²
Red insulation sleeve	0.5 - 1.0 mm²
Blue insulation sleeve	1.5 - 2.5 mm²
Yellow insulation sleeve	4.0 - 6.0 mm²
Length	210 mm
Weight	0.19 kg

Item	Part No.
Crimping tool for insulated cable connections 0.5 - 6 mm²	**K10**

Accessories	Part No.	Page
Steel carrying case	MK210L	214

K 14 Crimping tool for insulated cable connections 0.5 - 6 mm²



- Oval crimping
- Spring-supported tool opening
- With wire stripper and cutter

Characteristics

- Additional three-stage positioning
- Colour-coded cross-section assignment
- Adjustable tool pre-tensioning

Technical data	
Crimping range total	0.5 - 6 mm²
Red insulation sleeve	0.5 - 1.0 mm²
Blue insulation sleeve	1.5 - 2.5 mm²
Yellow insulation sleeve	4.0 - 6.0 mm²
Length	215 mm
Weight	0.5 kg

Item	Part No.
Crimping tool for insulated cable connections 0.5 - 6 mm²	**K14**

Accessories	Part No.	Page
Steel carrying case	MK210L	214

K 80 Presswerkzeug für isolierte Kabelverbindungen 0,1 - 1 mm²

- Crimping of conductor and insulation in one step
- An adjusting disc balances the wear of the crimping tool

Characteristics

- Accurate drive
- With ratchet for consistent crimp results
- Colour-coded cross-section assignment
- Non-slip handles



Technical data	
Crimping range total	0.1 - 1 mm²
Red insulation sleeve	0.5 - 1.0 mm²
Yellow insulation sleeve	0.1 - 0.4 mm²
Length	195 mm
Weight	0.38 kg

Item	Part No.
Crimping tool for insulated cable connections 0.1 - 1 mm²	**K80**

Accessories	Part No.	Page
Steel carrying case	SK43L	213

K 81 Crimping tool for insulated cable connections 0.5 - 2.5 mm²

- Crimping of conductor and insulation in one step
- An adjusting disc balances the wear of the crimping tool

Characteristics

- Double crimping, oval shape
- Accurate drive
- With ratchet for consistent crimp results
- Colour-coded cross-section assignment



Technical data	
Crimping range total	0.5 - 2.5 mm²
Red insulation sleeve	0.5 - 1.0 mm²
Blue insulation sleeve	1.5 - 2.5 mm²
Length	195 mm
Weight	0.38 kg

Item	Part No.
Crimping tool for insulated cable connections 0.5 - 2.5 mm²	**K81**

Accessories	Part No.	Page
Steel carrying case	SK43L	213

K 82 Crimping tool for insulated cable connections 0.5 - 6 mm²



- 33% less effort
- 3-component handle
- Highest material quality for a long service life
- Precise pre-tension setting for the maintenance of a constant crimping performance

Characteristics

- Less effort required due to a new mechanical lever system
- 3-component handles. Yellow: a hard core for perfect power transmission. Blue: soft ergonomic handle surface. Grey: super soft non-slip handles.
- Easy handling due to the reduced opening width of the tool, optimal ergonomic due to the position of the palms and fingers, which is gentle to the joints.
- Crimping of conductor and insulation in one step

Technical data	
Crimping range total	0.5 - 6.0 mm²
Red insulation sleeve	0.5 - 1.0 mm²
Blue insulation sleeve	1.5 - 2.5 mm²
Yellow insulation sleeve	4.0 - 6.0 mm²
Length	225 mm
Weight	0.53 kg

Item	Part No.
Crimping tool for insulated cable connections 0.5 - 6 mm²	**K82A**

Accessories	Part No.	Page
Steel carrying case	MK230L	214

K 16 Crimping tool for insulated solderless terminals 10 + 16 mm²



- Oval crimping
- Crimping tool even for meter connections

Characteristics

- With ratchet for consistent crimp results
- Colour-coded cross-section assignment

Technical data	
Crimping range total	10 + 16 mm²
Red insulation sleeve	10 mm²
Blue insulation sleeve	16 mm²
Length	305 mm
Weight	0.61 kg

Item	Part No.
Crimping tool for insulated solderless terminals 10 + 16 mm²	**K16**

Accessories	Part No.	Page
Steel carrying case	SK4L	213

K 60 Crimping tool for non-insulated tabs and receptacles 0.5 - 6 mm²

- Roll-crimping
- To shorten screws M2.5 - M6



Characteristics

- Crimping of conductor and insulation in two steps
- With wire stripper and cutter for cross-sections 0.75 - 6 mm²
- For 2.8 and 4.8 and 6.3 mm tab widths

Technical data	
Crimping range	0.5 - 6 mm²
Length	225 mm
Weight	0.2 kg

Item	Part No.
Crimping tool for non-insulated tabs and receptacles 0.5 - 6 mm²	**K60**

Accessories	Part No.	Page
Steel carrying case	MK210L	214

K 57/2 Crimping tool for non-insulated tabs and receptacles 2.8 mm; 0.1 - 1 mm²

- Roll-crimping
- Crimping of conductor and insulation in one step
- Spring-supported tool opening
- Tool pre-tensioning adjustable



Characteristics

- With ratchet for consistent crimp results
- Exact cross-section assignment thanks to permanent marking on the crimping tool
- An adjusting disc balances the wear of the crimping tool
- For tabs and receptacles, tab width 2.8 mm

Technical data	
Crimping range	0.1-1 mm²
Length	220 mm
Weight	0.55 kg

Item	Part No.
Crimping tool for non-insulated tabs and receptacles 2.8 mm; 0.1 - 1 mm²	**K572**

K 58/2 Crimping tool for non-insulated tabs and receptacles 4.8 mm; 0.5 - 2.5 mm²



- Roll-crimping
- Crimping of conductor and insulation in one step
- Tool pre-tensioning adjustable

Characteristics

- Spring-supported tool opening
- With ratchet for consistent crimp results
- Exact cross-section assignment thanks to permanent marking on the crimping tool
- An adjusting disc balances the wear of the crimping tool
- For tabs and receptacles, tab width 4.8 mm

Technical data	
Crimping range	0.5 - 2.5 mm²
Length	220 mm
Weight	0.55 kg

Item	Part No.
Crimping tool for non-insulated tabs and receptacles 4.8 mm; 0.5 - 2.5 mm²	**K582**

K 59/2 Crimping tool for non-insulated tabs and receptacles 6.3 mm; 0.5 - 6 mm²



- Roll-crimping
- Crimping of conductor and insulation in one step
- Tool pre-tensioning adjustable

Characteristics

- With ratchet for consistent crimp results
- Exact cross-section assignment thanks to permanent marking on the crimping tool
- Spring-supported tool opening
- An adjusting disc balances the wear of the crimping tool
- For tabs and receptacles, tab width 6.3 mm

Technical data	
Crimping range	0.5 - 6 mm²
Length	220 mm
Weight	0.51 kg

Item	Part No.
Crimping tool for non-insulated tabs and receptacles 6.3 mm; 0.5 - 6 mm²	**K592**

K 67 Crimping tool for non-insulated tabs and receptacles 2.8 mm; 0.1 - 1 mm²

- Roll-crimping
- Crimping of conductor and insulation in one step
- Spring-supported tool opening



Characteristics

- With ratchet for consistent crimp results
- Parallel guided crimping jaws
- For tabs and receptacles, tab width 2.8 mm

Technical data	
Crimping range	0.1 - 1 mm²
Length	210 mm
Weight	0.5 kg

Item	Part No.
Crimping tool for non-insulated tabs and receptacles 2.8 mm; 0.1 - 1 mm²	**K67**

Accessories	Part No.	Page
Steel carrying case	MK210L	214

K 65 Crimping tool for non-insulated tabs and receptacles 4.8 mm; 0.5 - 2.5 mm²

- Roll-crimping
- Crimping of conductor and insulation in one step
- Spring-supported tool opening



Characteristics

- With ratchet for consistent crimp results
- Parallel guided crimping jaws
- For tabs and receptacles, tab width 4.8 mm

Technical data	
Crimping range	0.5 - 2.5 mm²
Length	265 mm
Weight	0.6 kg

Item	Part No.
Crimping tool for non-insulated tabs and receptacles 4.8 mm; 0.5 - 2.5 mm²	**K65**

Accessories	Part No.	Page
Steel carrying case	MK210L	214

K 63 Crimping tool for non-insulated tabs and receptacles 6.3 mm; 0.5 - 2.5 mm² with lateral conductor connector



- Roll-crimping
- Crimping of conductor and insulation in one step

Characteristics

- With ratchet for consistent crimp results
- Excellent leverage
- Parallel guided crimping jaws
- For tabs and receptacles, tab width 6.3 mm

Technical data	
Crimping range	0.5 - 2.5 mm²
Length	265 mm
Weight	0.6 kg

Item	Part No.
Crimping tool for non-insulated tabs and receptacles 6.3 mm; 0.5 - 2.5 mm² with lateral conductor connector	**K63**

K 64 Crimping tool for non-insulated tabs and receptacles 6.3 mm; 0.5 - 1.5 mm² with lateral conductor connector



- Roll-crimping
- Crimping of conductor and insulation in one step

Characteristics

- With ratchet for consistent crimp results
- Excellent leverage
- Parallel guided crimping jaws
- For tabs and receptacles, tab width 6.3 mm

Technical data	
Crimping range	0.5 - 1.5 mm²
Length	265 mm
Weight	0.6 kg

Item	Part No.
Crimping tool for non-insulated tabs and receptacles 6.3 mm; 0.5 - 1.5 mm² with lateral conductor connector	**K64**

K 68 Crimping tool for non-insulated tabs and receptacles 6.3 mm; 0.5 - 2.5 mm²

- Roll-crimping
- Crimping of conductor and insulation in one step
- Spring-supported tool opening

Characteristics

- With ratchet for consistent crimp results
- Parallel guided crimping jaws
- For tabs and receptacles, tab width 6.3 mm

Technical data	
Crimping range	0.5 - 2.5 mm²
Length	265 mm
Weight	0.6 kg

Item	Part No.
Crimping tool for non-insulated tabs and receptacles 6.3 mm tab width 0.5 - 2.5 mm²	**K68**



K 93 Crimping tool for connectors for solid conductors 1.5 - 4 mm²

- Hexagonal crimping
- Tool pre-tensioning adjustable

Characteristics

- Accurate drive
- With ratchet for consistent crimp results
- Exact cross-section assignment thanks to permanent marking on the crimping tool
- Non-slip handles
- An adjusting disc balances the wear of the crimping tool

Technical data	
Crimping range	1.5 - 4 mm²
Length	220 mm
Weight	0.56 kg

Item	Part No.
Crimping tool for connectors for solid conductors 1.5 - 4 mm²	**K93**



K 94 Crimping tool for tubular cable lugs and connectors for solid conductors 6 - 10 mm²



- Hexagonal crimping
- Tool pre-tensioning adjustable

Characteristics

- Accurate drive
- With ratchet for consistent crimp results
- Exact cross-section assignment thanks to permanent marking on the crimping tool
- Non-slip handles
- An adjusting disc balances the wear of the crimping tool

Technical data	
Crimping range	6 - 10 mm²
Length	220 mm
Weight	0.56 kg

Item	Part No.
Crimping tool for tubular cable lugs and connectors for solid conductors 6 - 10 mm²	**K94**

K 13 Crimping tool 0.5 - 6 mm²



- Indent crimping
- To shorten screws M2.6 - M6
- With wire stripper and cutter

Characteristics

- For tubular cable lugs and connectors standard type, as well as solderless terminals DIN 46234 and pin terminals DIN 46230

Technical data	
Crimping range	0.5 - 6 mm²
Length	210 mm
Weight	0.23 kg

Item	Part No.
Crimping tool 0.5 - 6 mm²	**K13**

Accessories	Part No.	Page
Steel carrying case	MK210L	214

K 2 Crimping tool for tubular cable lugs and connectors, standard type, 0.75 - 16 mm²

- **Indent crimping**
- **Ideal crimping tool with spring supported tool opening**



Characteristics

- With ratchet for consistent crimp results
- Exact cross-section assignment thanks to permanent marking on the crimping tool

Technical data	
Crimping range	0.75 - 16 mm²
Length	325 mm
Weight	0.6 kg

Item	Part No.
Crimping tool for tubular cable lugs and connectors, standard type 0.75 - 16 mm²	**K2**

Accessories	Part No.	Page
Steel carrying case	SK4L	213



K 02 Crimping tool for tubular cable lugs and connectors for solid conductors 0.75 - 16 mm²

- **Indent crimping**
- **Ideal crimping tool with spring supported tool opening**
- **For tubular cable lugs and connectors for solid conductors**



Characteristics

- With ratchet for consistent crimp results
- Exact cross-section assignment thanks to permanent marking on the crimping tool

Technical data	
Crimping range	0.75 - 16 mm²
Length	325 mm
Weight	0.6 kg

Item	Part No.
Crimping tool for tubular cable lugs and connectors for solid conductors 0.75 - 16 mm²	**K02**

Accessories	Part No.	Page
Steel carrying case	SK4L	213



K 25 Crimping tool 0.5 - 16 mm²





- Indent crimping
- Ideal crimping tool with spring supported tool opening
- For solderless terminals DIN 46234, pin terminals DIN 46230
- For nickel and stainless steel tubular cable lugs and connectors to 6 mm²

Characteristics

- With ratchet for consistent crimp results
- Exact cross-section assignment thanks to permanent marking on the crimping tool

Technical data	
Crimping range	0.5 - 16 mm²
Length	325 mm
Weight	0.6 kg

Item	Part No.
Crimping tool 0.5 - 16 mm²	**K25**

Accessories	Part No.	Page
Steel carrying case	SK4L	213

K 95 Crimping tool 16 - 95 mm²





- Indent crimping

Characteristics

- For tubular cable lugs and connectors, standard type
- For tubular cable lugs and connectors for fine stranded conductors
- For solderless terminals DIN 46234, pin terminals DIN 46230
- With revolving dies
- Excellent leverage

Technical data	
Crimping range	16 - 95 mm²
Length	630 mm
Weight	3.6 kg

Item	Part No.
Crimping tool 16 - 95 mm²	**K95**

TK 95 Crimping tool 16 - 95 mm² for workbench mounting

- **Indent crimping**
- **Ideal tool for work bench mounting**



Characteristics

- For tubular cable lugs and connectors, standard type
- For tubular cable lugs and connectors for fine stranded conductors
- For solderless terminals DIN 46234, pin terminals DIN 46230
- With revolving dies
- Excellent leverage

Technical data	
Crimping range	16 - 95 mm²
Length	700 mm
Weight	3.9 kg

Item	Part No.
Crimping tool 16 - 95 mm² for workbench mounting	**TK95**

K 5 / K 5 SP Crimping tools 6 - 50 mm²

- **Indent crimping**
- **Version with ratchet for consistent crimp results**
- **Low maintenance mechanical drive**



Characteristics

- For tubular cable lugs and connectors, standard type
- For tubular cable lugs and connectors for fine stranded conductors
- With revolving dies
- Exact cross-section designation on the dies

Technical data	
Crimping range	6 - 50 mm²
Length	600 mm
Weight	2.4 kg

Item	Part No.
Crimping tool 6 - 50 mm²	**K5**
Crimping tool with ratchet 6 - 50 mm²	**K5SP**

K 6 / K 6 SP Crimping tools 50 - 120 mm²



- Indent crimping
- Version with ratchet for consistent crimp results
- Low maintenance mechanical drive

Characteristics

- For tubular cable lugs and connectors, standard type
- For tubular cable lugs and connectors for fine stranded conductors
- With revolving dies
- Exact cross-section designation on the dies
- Telescopic lever handles

Technical data	
Crimping range	50 - 120 mm²
Length	970 mm
Weight	4.4 kg

Item	Part No.
Crimping tool 50 - 120 mm²	**K6**
Crimping tool with ratchet 50 - 120 mm²	**K6SP**

K 07 / K 07 SP Crimping tools 185 - 400 mm²



- Indent crimping
- Extremely wide cross section range up to 400 mm²
- Version with ratchet for consistent crimp results
- Low maintenance mechanical drive

Characteristics

- For tubular cable lugs and connectors, standard type
- For tubular cable lugs and connectors for fine stranded conductors
- With revolving dies
- Exact cross-section designation on the dies
- Telescopic lever handles

Technical data	
Crimping range	185 - 400 mm²
Length	975 mm
Weight	4.7 kg

Item	Part No.
Crimping tool 185 - 400 mm²	**K07**
Crimping tool with ratchet 185 - 400 mm²	**K07SP**

K 7 / K 7 SP Crimping tools 120 - 240 mm²

- Indent crimping
- Large cross section range up to 240 mm²
- Version with ratchet for consistent crimp results
- Low maintenance mechanical drive



Characteristics

- For tubular cable lugs and connectors, standard type
- For tubular cable lugs and connectors for fine stranded conductors
- With revolving dies
- Exact cross-section designation on the dies
- Telescopic lever handles

Technical data	
Crimping range	120 - 240 mm²
Length	975 mm
Weight	4.6 kg

Item	Part No.
Crimping tool 120 - 240 mm²	**K7**
Crimping tool 120 - 240 mm², with ratchet	**K7SP**

K 8 / K 8 SP Crimping tools 35 - 95 mm²

- Indent crimping
- Version with ratchet for consistent crimp results
- Low maintenance mechanical drive



Characteristics

- For tubular cable lugs and connectors, standard type
- For tubular cable lugs and connectors for fine stranded conductors
- With revolving dies
- Exact cross-section designation on the dies
- Telescopic lever handles

Technical data	
Crimping range	35 - 95 mm²
Length	970 mm
Weight	4.4 kg

Item	Part No.
Crimping tool 35 - 95 mm²	**K8**
Crimping tool with ratchet 35 - 95 mm²	**K8SP**

K 04 Crimping tool for tubular cable lugs and connectors, standard type, 10 - 25 mm²



- Hexagonal crimping
- Tool pre-tensioning adjustable
- Large cross-section range up to 25 mm²

Characteristics

- Energy-efficient ergonomic drive
- With ratchet for consistent crimp results
- Exact cross-section assignment thanks to permanent marking on the crimping tool
- An adjusting disc balances the wear of the crimping tool

Technical data	
Crimping range	10 - 25 mm²
Length	260 mm
Weight	0.56 kg

Item	Part No.
Crimping tool for tubular cable lugs and connectors, standard type 10 - 25 mm²	**K04**

K 05 BC Crimping tool for tubular cable lugs and connectors blue connection® 6 - 50 mm²



- Accurate assignment of crimping tool/crimping die through colour-coding system
- For compacted conductors to VDE 0295 class 2
- Effort-saving and low maintenance mechanical drive

Characteristics

- Hexagonal crimping
- Exact cross-section assignment thanks to permanent marking on the dies

Technical data	
Crimping range	6 - 50 mm²
Length	390 mm
Weight	1.1 kg

Item	Part No.
Crimping tool for tubular cable lugs and connectors, blue connection® 6 - 50 mm²	**K05BC**

Accessories	Part No.	Page
Steel carrying case	SK65L	215

K 05 / K 05 SP Crimping tools for tubular cable lugs and connectors, standard type, 6 - 50 mm²

- Hexagonal crimping
- Effort-saving and low maintenance mechanical drive
- Version with ratchet for consistent crimp results



Characteristics

- With revolving dies
- Exact cross-section assignment thanks to permanent marking on the dies

Technical data	
Crimping range	6 - 50 mm²
Length	390 mm
Weight	1.1 kg

Item	Part No.
Crimping tool for tubular cable lugs and connectors, standard type 6 - 50 mm²	**K05**
Crimping tool with ratchet for tubular cable lugs and connectors, standard type 6-50 mm²	**K05SP**

Accessories	Part No.	Page
Steel carrying case	SK65L	215

K 05 D / K 05 D SP Crimping tools for DIN compression cable lugs and connectors 6 - 50 mm²

- Hexagonal crimping
- Effort-saving and low maintenance mechanical drive
- Version with ratchet for consistent crimp results



Characteristics

- With revolving dies
- Exact cross-section assignment thanks to permanent marking on the dies

Technical data	
Crimping range	6 - 50 mm²
Length	390 mm
Weight	1.1 kg

Item	Part No.
Crimping tool for compression cable lugs and connectors (DIN 46235 / DIN 46267 part 1) 6 - 50 mm²	**K05D**
Crimping tool with ratchet for compression cable lugs and connectors (DIN 46235 / DIN 46267 part 1) 6-50 mm²	**K05DSP**

Accessories	Part No.	Page
Steel carrying case	SK65L	215

K 08 / K 08 SP Crimping tools for tubular cable lugs and connectors, standard type, 16 - 95 mm²



- Hexagonal crimping
- Effort-saving and low maintenance mechanical drive
- Version with ratchet for consistent crimp results

Characteristics

- With revolving dies
- Exact cross-section assignment thanks to permanent marking on the dies

Technical data	
Crimping range	16 - 95 mm²
Length	530 mm
Weight	1.8 kg

Item	Part No.
Crimping tool for tubular cable lugs and connectors, standard type 16 - 95 mm²	**K08**
Crimping tool with ratchet for tubular cable lugs and connectors, standard type 16-95 mm²	**K08SP**

Accessories	Part No.	Page
Steel carrying case	SK120L	215

K 08 D / K 08 D SP Crimping tools for DIN compression cable lugs and connectors 16 - 95 mm²



- Hexagonal crimping
- Effort-saving and low maintenance mechanical drive
- Version with ratchet for consistent crimp results

Characteristics

- With revolving dies
- Exact cross-section assignment thanks to permanent marking on the dies

Technical data	
Crimping range	16 - 95 mm²
Length	530 mm
Weight	1.8 kg

Item	Part No.
Crimping tool for compression cable lugs and connectors (DIN 46235 / DIN 46267 part 1) 16 - 95 mm²	**K08D**
Crimping tool with ratchet for compression cable lugs and connectors (DIN 46235 / DIN 46267 part 1) 16 - 95 mm²	**K08DSP**

Accessories	Part No.	Page
Steel carrying case	SK120L	215

K 06 BC Crimping tool for tubular cable lugs and connectors blue connection® 10 - 120 mm²

- **Accurate assignment of crimping tool/crimping die through colour-coding system**
- **For compacted conductors to VDE 0295 class 2**
- **Effort-saving and low maintenance mechanical drive**



Characteristics

- Hexagonal crimping
- Exact cross-section assignment thanks to permanent marking on the dies

Technical data	
Crimping range	10 - 120 mm²
Length	650 mm
Weight	2.9 kg

Item	Part No.
Crimping tool for tubular cable lugs and connectors, blue connection® 10 - 120 mm²	**K06BC**

Accessories	Part No.	Page
Steel carrying case	SK120L	215

K 06 / K 06 SP Crimping tools for tubular cable lugs and connectors, standard type, 10 - 120 mm²

- **Hexagonal crimping**
- **Effort-saving and low maintenance mechanical drive**
- **Version with ratchet for consistent crimp results**



Characteristics

- With revolving dies
- Exact cross-section assignment thanks to permanent marking on the dies

Technical data	
Crimping range	10 - 120 mm²
Length	650 mm
Weight	2.9 kg

Item	Part No.
Crimping tool for tubular cable lugs and connectors, standard type 10-120 mm²	**K06**
Crimping tool with ratchet for tubular cable lugs and connectors, standard type 10-120 mm²	**K06SP**

Accessories	Part No.	Page
Steel carrying case	SK120L	215

K 06 D / K 06 D SP Crimping tools for DIN compression cable lugs and connectors 10 - 120 mm²



- Hexagonal crimping
- Effort-saving and low maintenance mechanical drive
- Version with ratchet for consistent crimp results

Characteristics

- With revolving dies
- Exact cross-section assignment thanks to permanent marking on the dies

Technical data	
Crimping range	10 - 120 mm²
Length	650 mm
Weight	2.9 kg

Item	Part No.
Crimping tool for compression cable lugs and connectors (DIN 46235 / DIN 46267 part 1) 10 - 120 mm²	**K06D**
Crimping tool with ratchet for compression cable lugs and connectors (DIN 46235 / DIN 46267 part 1) 10-120 mm²	**K06DSP**

Accessories	Part No.	Page
Steel carrying case	SK120L	215

K 09 BC Crimping tool for tubular cable lugs and connectors blue connection® 25 - 150 mm²



- Accurate assignment of crimping tool/crimping die through colour-coding system
- Large cross section range up to 150 mm²
- For compacted conductors to VDE 0295 class 2
- Effort-saving and low maintenance mechanical drive

Characteristics

- Hexagonal crimping
- Exact cross-section assignment thanks to permanent marking on the dies

Technical data	
Crimping range	25 - 150 mm²
Length	650 mm
Weight	2.9 kg

Item	Part No.
Crimping tool for tubular cable lugs and connectors, blue connection® 25-150 mm²	**K09BC**

Accessories	Part No.	Page
Steel carrying case	SK120L	215

K 09 / K 09 SP Crimping tools for tubular cable lugs and connectors, standard type, 25 - 150 mm²

- Hexagonal crimping
- Large cross section range up to 150 mm²
- Effort-saving and low maintenance mechanical drive
- Version with ratchet for consistent crimp results



Characteristics

- With revolving dies
- Exact cross-section assignment thanks to permanent marking on the dies

Technical data	
Crimping range	25 - 150 mm²
Length	650 mm
Weight	2.9 kg

Item	Part No.
Crimping tool for tubular cable lugs and connectors, standard type 25-150 mm²	**K09**
Crimping tool with ratchet for tubular cable lugs and connectors, standard type 25-150 mm²	**K09SP**

Accessories	Part No.	Page
Steel carrying case	SK120L	215

K 09 D / K 09 D SP Crimping tools for DIN compression cable lugs and connectors 25 - 150 mm²

- Hexagonal crimping
- Large cross section range up to 150 mm²
- Effort-saving and low maintenance mechanical drive
- Version with ratchet for consistent crimp results



Characteristics

- With revolving dies
- Exact cross-section assignment thanks to permanent marking on the dies

Technical data	
Crimping range	25 - 150 mm²
Length	650 mm
Weight	2.9 kg

Item	Part No.
Crimping tool for compression cable lugs and connectors (DIN 46235 / DIN 46267 part 1) 25 - 150 mm²	**K09D**
Crimping tool with ratchet for compression cable lugs and connectors (DIN 46235 / DIN 46267 part 1) 25-150 mm²	**K09DSP**

Accessories	Part No.	Page
Steel carrying case	SK120L	215

K 511 / K 512 Crimping tools for gas-tight connections



- Parallel guided crimping jaws
- Suitable for gas-tight connections

Characteristics

- Non-insulated tubular cable lugs, ring and fork type
- Parallel and butt connectors
- Optimised force transmission
- With ratchet for consistent crimp results
- Non-slip handles

Technical data	
Length	270 mm
Weight	0.7 kg

Item	Crimping range mm²	Part No.
Mechanical crimping tool 1 - 4 mm²	1-4	**K511**
Mechanical crimping tool 6 + 10 mm²	6+10	**K512**

DN-K 74/2 Mechanical crimping tool for BNC connectors and coax cables



- Hexagonal crimping
- Tool pre-tensioning adjustable

Characteristics

- With ratchet for consistent crimp results
- An adjusting disc balances the wear of the crimping tool
- Suitable for: Coax cable RG 58, RG 59, RG 62 and RG 71

Technical data	
Length	220 mm
Weight	0.560 kg

Item	Part No.
Mechanical crimping tool for BNC connector, coax cable RG 58, RG 59, RG 62 and RG 71	**DNK742**

K 90 MC3 2 Crimping tool for multi-contact plug connectors MC3, 2.5 - 6 mm²

- Parallel guided crimping jaws
- Includes positioning facility to protect against incorrect crimps



Characteristics

- Accurate drive
- With ratchet for consistent crimp results
- Optimised force transmission
- Non-slip handles

Technical data	
Crimping range	2.5 - 6 mm²
Length	270 mm
Weight	0.735 kg

Item	Part No.
Mechanical crimping tool for Multi-Contact-Plug-in system MC3, 2.5 - 6 mm²	**K90MC32**

K90 MC4 1 Crimping tool for multi-contact plug connectors MC4, 1.5 - 4 mm²

- Parallel guided crimping jaws
- Includes positioning facility to protect against incorrect crimps



Characteristics

- Accurate drive
- With ratchet for consistent crimp results
- Optimised force transmission
- Non-slip handles

Technical data	
Crimping range	1.5 - 4 mm²
Length	270 mm
Weight	0.735 kg

Item	Part No.
Mechanical crimping tool for Multi-Contact-Plug-in system MC4, 1.5 - 4 mm²	**K90MC41**

K90 MC4 2 Crimping tool for multi-contact plug connectors MC4, 2.5 - 6 mm²



- **Parallel guided crimping jaws**
- **Includes positioning facility to protect against incorrect crimps**

Characteristics

- Accurate drive
- With ratchet for consistent crimp results
- Optimised force transmission
- Non-slip handles

Technical data	
Crimping range	2.5 - 6 mm²
Length	270 mm
Weight	0.735 kg

Item	Part No.
Mechanical crimping tool for Multi-Contact-Plug-in system MC4, 2.5 - 6 mm²	**K90MC42**

K907 MC SET Case with crimping tool for multi-contact plug connectors and photovoltaic stripper

- Roll-crimping
- Spring supported tool opening
- Adjustable tool pretension
- An adjusting disc balances the wear of the crimping tool



Characteristics

- Includes positioning facility to protect against incorrect crimps
- Precise drive with ratchet for consistent crimp results
- Complete set in plastic case
- Optimised force transmission
- Precise and simple stripping options
- Crimping dies with easy-to-replace fixing pins

Technical data	
Crimping range	1.5-6 mm²
Multi-contact-Plug-in system:	MC4: 1.5 - 6 mm²
Dimensions	235 x 180 x 50 mm
Total weight	900 g

Item	Part No.
Case with crimping tool for multi-contact plug connectors and photovoltaic stripper	**K907MCSET**

Scope of supply	Part No.	Page
Mechanical crimping tool for Multi-Contact-Plug-in system MC4, 1.5 - 6 mm²		
Crimping dies MC4 1.5, 2.5 mm²		
Crimping dies MC4 4, 6 mm²		
Positionier MC4 contacts		
Photovoltaic stripper	KL735PV	521

KP 1 / KP 1 L Mechanical basic tools of the Klauke Pro-Series



- Easy change of crimping head without tools
- Compatible with all crimping heads of the Klauke Pro-Series

Characteristics

- Standardised mounting of crimping heads
- With ratchet for consistent crimp results

Item	Weight kg	Part No.
Basic tool from the Klauke Pro-Series, length 151 mm	0.2	**KP1**
Basic tool from the Klauke Pro-Series, length 207 mm	0.3	**KP1L**

Accessories	Part No.	Page
Plastic case	MKKP1	216

	Suitable for	Crimping range mm²	Crimp profile	Part No.
Crimping heads for cable end-sleeves				
	Cable end-sleeves, trapezoid crimping	0.14 - 6		**KP 312**
	Cable end-sleeves, square pressing	0.08 - 10		**KP 303**
	Cable end-sleeves, square pressing	10 - 16		**KP 304**
	Cable end-sleeves, round pressing	0.14 - 2.5		**KP 350**
	Cable end-sleeves, round pressing for narrow chamber sizes	1.5 - 6		**KP 351**
	Cable end-sleeves, round pressing for narrow chamber sizes	10 - 16		**KP 352**
	Cable end-sleeves DIN 46228, part 2, roll-crimping	0.5 - 2.5		**KP 66**
Crimping heads for insulated cable connections				
	Insulated cable connections (yellow and red)	0.1 - 1		**KP 80**
	Insulated cable connections (red and blue)	0.5 - 2.5		**KP 81**
	Insulated cable connections (red, yellow, blue)	0.5 - 6		**KP 82**
	Insulated cable connections (yellow)	4 - 6		**KP 83**
Crimping heads for tubular cable lugs and solderless terminals				
	Tubular cable lugs and solderless terminals	0.5 - 6		**KP 232**
	Tubular cable lugs and solderless terminals	4 - 10		**KP 242**
Crimping heads for photovoltaic				
	Connector for photovoltaics 3 mm dia.	2.5 - 4		**KP 90 MC31**

	Suitable for	Crimping range mm²	Crimp profile	Part No.
Crimping heads for receptacles				
	Part No. 3720. Receptacles 6.3 x 0.8 mm with lateral conductor connector	0.5 - 1		**KP 631**
	Part No. 3725, receptacles 6.3 x 0.8 mm with lateral conductor connector	0.5 - 1.5		**KP 64**
	Part No. 3735, receptacles 6.3 x 0.8 mm with lateral conductor connector	1.5 - 2.5		**KP 632**
	For receptacles 2.8 mm tab width	0.1 - 1		**KP 67**
	For receptacles 4.8 mm tab width	0.5 - 2.5		**KP 65**
	For receptacles 6.3 mm tab width	0.5 - 2.5		**KP 68**

SKP 1 Crimping head set of the Klauke Pro-Series

- **Easy change of crimping head without tools**
- **Crimping of conductor and insulation in one step**
- **Spring supported tool opening**





Characteristics

- Parallel guided crimping heads
- With ratchet for consistent crimp results

Technical data	
Dimension	250 x 115 x 40 mm
Weight	0.8 kg

Item	Part No.
Crimping head set of the Klauke Pro-Series	**SKP1**

Scope of supply	Part No.	Page
Basic tool from the Klauke Pro-Series, length 151 mm	KP1	256
Crimping head for insulated cable connections 0.5 - 2.5 mm² (red, blue)	KP81	
Crimping head for cable end-sleeves, square pressing, 0.08 - 10 mm²	KP303	
Crimping head for non-insulated tubular cable lugs and solderless terminals 0.5 - 6 mm²	KP232	

SKP 6 Crimping heads set of the Klauke Pro-Series



- Easy change of crimping head without tools
- Crimping of conductor and insulation in one step
- Parallel guided crimping heads
- Spring supported tool opening

Characteristics

- Roll-crimping
- For crimping of non-insulated receptacles with lateral conductor connector
- With ratchet for consistent crimp results

Technical data	
Dimension	250 x 115 x 40 mm
Weight	0.8 kg

Item	Part No.
Crimping head set of the Klauke Pro-Series	**SKP6**

Scope of supply	Part No.	Page
Basic tool from the Klauke Pro-Series, length 151 mm	KP1	256
Crimping head for receptacles 6.3 x 0.8 mm with lateral conductor connector, 0.5 - 1 mm², for Item 3720	KP631	
Crimping head for receptacles 6.3 x 0.8 mm with lateral conductor connector, 1.5 - 2.5 mm², for Item 3735	KP632	
Crimping head for receptacles 6.3 x 0.8 mm with lateral conductor connector, 0.5 - 1.5 mm², for Item 3725	KP64	

K 507 Crimping tool with interchangeable dies



- Fast change of crimping die, no tools required, without readjustment by special fixing system
- Additional crimping dies integrated in the handle

Characteristics

- With ratchet for consistent crimp results
- An adjusting disc balances the wear of the crimping tool

Technical data	
Length	220 mm
Weight	0.6 kg

Item	Part No.
Crimping tool with interchangeable dies	**K507**

Scope of supply	Part No.	Page
Crimping die for insl. connector 0.5 - 6 mm²	IS5071	
Crimping dies AE 50, 0.14 - 10 mm²	AE501	414
Crimping die for insulated connectors 0.5 - 6 mm²	Q5071	

K 50 Crimping tool for interchangeable dies

- **Parallel guided crimping jaws**
- **Fast change of crimping die without readjustment by special fixing system**

Characteristics

- Optimised force transmission
- With ratchet
- Non-slip handles



Technical data	
Length	220 mm
Weight	0.6 kg

Item	Part No.
Crimping tool for interchangeable dies 0.1 - 50 mm²	**K50**

Accessories	Part No.	Page
Steel carrying case	MK55	214

Available dies for Series 50 for K 50

Suitable for	Connection material	Crimping range mm²	Crimp profile	Page
Tubular cable lugs and connectors, Cu				
Tubular cable lugs and connectors, Cu, standard type		0.75 - 10		414
Tubular cable lugs and connectors for solid conductors, Cu		1.5 - 10		414
Terminals, connectors and pin terminals acc. to DIN - Cu				
Terminals (DIN 46234) and pin terminals (DIN 46230) Cu, solderless connectors (DIN 46341) Cu		0.5 - 10		414
Cable end-sleeves				
Cable end-sleeves		0.14 - 50		414
Cable connections, insulated and non-insulated				
Non insulated receptacles		0.25 - 6		415
for pin and shielded receptacles, BNC connectors for coax cables RG 58,59,60 and 71				415
Turned pin connectors, pin receptacles		0.1 - 4		415
Insulated cable connections, double crimping		0.1 - 6		415
Insulated cable connections, single crimping		0.5 - 16		415

K 35/4 Crimping tool for interchangeable dies 6 - 150 mm²



- **Change of crimping dies without tools**
- **Optimised for cable glands and panel building**
- **Effort-saving and low maintenance mechanical drive**

Characteristics

- Narrow crimping
- With telescopic handles
- Crimping head rotates 360°
- Fast change of crimping die without readjustment by special fixing system

Technical data	
Length	Stepless 420 - 590 mm
Weight	1.9 kg

Item	Part No.
Crimping tool for interchangeable dies 6 - 150 mm²	**K354**

Accessories	Part No.	Page
Steel carrying case	SK65L	215

Available dies for Series 4 for K 35/4

Suitable for	Connecting material	Crimping range mm²	Crimp profile	Page
Tubular cable lugs and connectors, Cu				
Tubular cable lugs and connectors blue connection® for compacted conductors acc. to VDE 0295, class 2		6 - 150		416
Tubular cable lugs and connectors, Cu, standard type, tubular cable lugs for switchgear connections		6 - 150		417
Insulated tubular cable lugs and connectors, standard type, insulated pin terminals		10 - 70		417
Tubular cable lugs and connectors for fine stranded conductors		10 - 35		418
Tubular cable lugs and compression joints for solid conductors		1.5 - 16		418
Tubular cable lugs and connectors, Ni, stainless steel				
Tubular cable lugs and connectors, stainless steel		0.5 - 16		418
Tubular cable lugs and connectors, Ni		0.5 - 16		418
Compression cable lugs and connectors acc. to DIN - Cu				
Compression cable lugs (DIN 46235) and connectors (DIN 46267, part 1) Cu		6 - 120		418
Terminals, connectors and pin terminals acc. to DIN - Cu				
Solderless terminals (DIN 46234), connectors (DIN 46341) and pin terminals (DIN 46230) - Cu		10 - 35		419
Insulated solderless terminals and connectors		10 - 16		419
Sleeves for compacted conductors and sector shaped conductors				
Pre-rounding dies for sector shaped Al and Cu conductors		10sm - 150se / 120sm		419
Aluminum compression cable lugs and connectors to DIN				
Aluminum compression cable lugs and connectors to DIN		10 - 70		420
Compression joints for full tension connections of Aldrey cables acc. to DIN EN 50182		25 - 50		420
Aluminum/copper compression cable lugs and connectors				
Aluminum/copper compression cable lugs and connectors		10 - 70		420
Clamps and screw connectors				
Clamps, C-type		4 - 35		420
Cable end-sleeves				
Cable end-sleeves		10 - 50		420
Twin cable end-sleeves		2 x 4 - 2 x 16		421
Twin cable end-sleeves for fine stranded conductors		2 x 4 - 2 x 16		421
Cable end-sleeves for fine stranded conductors		10 - 50		421

Please observe the restrictions in the technical index when crimping connectors!

K 18 Crimping tool for interchangeable dies acc. to DIN 48083, part 1, 6 - 185 mm²



- **Change of crimping dies without tools**
- **Optimised for cable glands and panel building**
- **Effort-saving and low maintenance mechanical drive**

Characteristics

- Narrow crimping
- With telescopic handles
- C-head rotates 360°
- Fast change of crimping die without readjustment by special fixing system

Technical data	
Length	Stepless 580 - 830 mm
Weight	2.5 kg

Item	Part No.
Crimping tool for interchangeable dies acc. to DIN 48083, sheet 1, 6 - 185 mm²	**K18**

Accessories	Part No.	Page
Steel carrying case	MK18	215

Available dies for Series 18 for K 18

Suitable for	Connection material	Crimping range mm²	Crimp profile	Page
Tubular cable lugs and connectors, Cu				
Tubular cable lugs and connectors, standard type, tubular cable lugs for switchgear connections		6 - 185		427
Connectors, Standard type		6 - 95		427
Insulated tubular cable lugs and compression joints standard type, insulated pin terminals		10 - 95		427
Tubular cable lugs and connectors for fine stranded conductors		10 - 50		428
Tubular cable lugs and connectors for solid conductors		1.5 - 16		428
Copper compression cable lugs and connectors acc. to DIN				
Copper compression cable lugs (DIN 46235) and compression joints acc. to DIN		6 - 185		428
Connectors DIN 46267		6 - 70		428
Terminals, connectors and pin terminals acc. to DIN - Cu				
Solderless terminals (DIN 46234), connectors (DIN 46341) and pin terminals (DIN 46230)		10 - 70		429
Insulated solderless terminals		10 - 50		429
Sleeves for compacted conductors and sector shaped conductors, Cu				
Pre-rounding dies for sector-shaped Al and Cu conductors		10 sm - 240 se / 185 sm		429
Aluminum compression cable lugs and connectors acc. to DIN				
Aluminum compression cable lugs acc. to DIN - Al		10 - 185		430
Aluminum connectors		10 - 70		430
Compression joints for full tension connections of Aldrey cables acc. to DIN EN 50182		25 - 95		430
Aluminum/copper compression cable lugs and connectors				
Aluminum/copper compression cable lugs and connectors		10 - 185		430
Clamps and screw connectors				
Clamps, C-type		4 - 50		430
Cable end-sleeves				
Cable end-sleeves		10 - 95		431
Twin cable end-sleeves		2 x 4 - 2 x 16		431
Cable end-sleeves for fine stranded conductors		10 - 95		431
Twin cable end-sleeves for fine stranded conductors		2 x 4 - 2 x 16		432
Cutting die				
Cutting die 18 mm		18 mm dia.		432

Please observe the restrictions in the technical index when crimping connectors!

K 22 Crimping tool for interchangeable dies 6 - 300 mm²



- **Change of crimping dies without tools**
- **Optimised for cable glands and panel building**
- **Effort-saving and low maintenance mechanical drive**

Characteristics

- Narrow crimping
- Large cross section by half shell dies
- With telescopic handles
- Crimping head rotates 360°, flip flop style
- Fast change of crimping die without readjustment by special fixing system

Technical data	
Length	Stepless 560 - 860 mm
Weight	2.5 kg

Item	Part No.
Crimping tool for interchangeable dies 6 - 300 mm²	**K22**

Accessories	Part No.	Page
Steel carrying case	MK22	216

Available dies for Series 22 for K 22

Suitable for	Connection material	Crimping range mm²	Crimp profile	Page
Tubular cable lugs and connectors, Cu				
Tubular cable lugs and connectors blue connection for compacted conductors acc. to VDE 0295, class 2		6 - 300		433
Tubular cable lugs and connectors, standard type, tubular cable lugs for switchgear connections		6 - 300		434
Insulated tubular cable lugs and compression joints, standard type, insulated pin terminals		10 - 150		434
Tubular cable lugs and connectors for fine stranded conductors		10 - 70		435
Tubular cable lugs and connectors for solid conductors		1.5 - 16		435
Tubular cable lugs and connectors, Ni, stainless steel				
Tubular cable lugs and connectors, stainless steel		0.5 - 16		435
Tubular cable lugs and connectors, Ni		10 - 50		435
Compression cable lugs and connectors acc. to DIN - Cu				
Compression cable lugs (DIN 46235) and connectors (DIN 46267, part 1) Cu		6 - 300		436
Double compression cable lugs		2 x 50 - 2 x 70		436
Terminals, connectors and pin terminals acc. to DIN - Cu				
Solderless terminals (DIN 46234), connectors (DIN 46267, part 1) acc. to DIN		10 - 70		437
Insulated solderless terminals		10 - 70		437
Sleeves for compacted conductors and sector shaped conductors, Cu				
Pre-rounding dies for sector shaped Al and Cu conductors		10 sm - 300 se / 240 sm		437
Aluminum compression cable lugs and connectors to DIN				
Aluminum compression cable lugs and connectors acc. to DIN - Al		10 - 300		438
Compression joints for full tension connections of Aldrey cables acc. to DIN EN 50182, Al conductors DIN EN 50182, 120 - 185 mm²		25 - 185		438
Compression joints acc. to DIN 48085, part 3 for Al-steel cables acc. to DIN EN 50182, aluminum crimping		25 / 4 - 120 / 20		439
Compression joints acc. to DIN 48085, part 3 for Al-steel cables acc. to DIN EN 50182, steel crimping		25/4 - 120/20		439
Aluminum/copper compression cable lugs and connectors				
Aluminum/copper compression cable lugs and connectors		10 - 300		438
Clamps and screw connectors				
C-clamps		4 - 50		439
H-clamps		70		439
Cable end-sleeves				
Cable end-sleeves		10 - 240		440
Twin cable end-sleeves		2 x 4 - 2 x 16		440
Cable end-sleeves, trapezodial, for fine stranded conductors		10 - 240		440
Twin cable end-sleeves, trapezodial, for fine stranded conductors		2 x 4 - 2 x 16		441

Please observe the restrictions in the technical index when crimping connectors!

Precise cutting *by hand.*



Mechanical tools for cutting.

Precise cuts are no longer rocket science - as long as you have the right tool to hand.

The potential for cutting is endless. That's why Klauke places so much importance on the quality of its cutting tools. They are all made from high-quality materials, are rust-proof and surface-finished. This symbiosis of quality and longevity expand the product features and make them unique. The cutting tools are accurately finished and are set apart by high material quality and precision. Because precision plays a key role, Klauke's cutting tools have ergonomically-designed handles and are perfectly matched to the drive, thereby maximising hand force transmission.



- **Cutting tools for aluminum and copper cables up to 100 mm dia.**
- **Fully-insulated cutting tools up to 1000 V to DIN EN 60900.**
- **Lever mechanism for optimized force exertion.**
- **High-grade cutting blades for precise cuts.**

Precise *cutting results.*

- The use of high-grade steels and the annealing process guarantee a long service life for the manual cutting tools.
- A special lever mechanism allows low-force, effortless operations.
- Small handy tools offering great benefits.

Benefits:

- Many years of low wear use.
- Effortless operations.
- Fit into any toolbox and is to hand at all times.





Which **cutting tool** *for which application?*

Type	max. mm dia.[1]	Application			Design		Drive	
		Copper/ aluminum stranded	Copper, fine	VDE, insu-lated	Open head	Closed head	Single-acting drive	Force-supported drive
K118	12	✔	✔		✔		✔	
K100	14	✔	✔		✔		✔	
K102	20		✔		✔		✔	
K130	30	✔	✔		✔		✔	
K150	50	✔	✔		✔		✔	
K230 [2]	39	✔	✔	✔	✔		✔	
K250 [2]	50	✔	✔	✔	✔		✔	
K101/1	26	✔	✔		✔			✔
K105/1	26	✔	✔		✔			✔
K201/1 [2]	26	✔	✔	✔	✔			✔
K101/2	38	✔	✔		✔			✔
K18 (S18)	18	✔			✔			✔
K106/1	32	✔				✔		✔
K106/2	52	✔				✔		✔
K103/1	60	✔				✔		✔
K104/1	100	✔				✔		✔

[1] The exact cutting capacity depends on the type of cable or rope.

[2] With fully-insulated levers to IEC 60900.

K 118 Hand-operated cutting tool for Cu and Al cables up to 12 mm dia.



Cu
Al

- Handy design with high performance
- Cutting tool for solid, stranded, fine stranded and super fine stranded conductors, e.g. VDE 0295 class 1, 2, 5 and 6
- High cutting performance by specially designed cutting blades
- Two cutting blades for small and large cable dimensions for high user comfort

Characteristics

- One hand operation
- For solid conductors class 1 up to 10 mm² (max. 4 mm dia.)
- For copper stranded conductors class 2 up to 16 mm² (max. 5 mm dia.)
- For aluminum stranded conductors class 2 up to 25 mm² (max. 10 mm dia.)
- For copper fine and super fine stranded conductors class 5 and 6 up to 50 mm² (max. 12 mm dia.)

Technical data	
Cutting range	max. 12 mm dia., e.g. 1 x 50 mm² H07VK
Length	165 mm
Weight	0.17 kg

Item	Part No.
Hand-operated cutting tool to 12 mm dia.	**K118**

K 100 Hand-operated cutting tool for Al and Cu cables up to 14 mm dia.



Cu
Al

- Outstanding cutting tool for fine and multi-stranded cables

Characteristics

- Short design
- Two-hand operation

Technical data	
Cutting range	max. 14 mm dia., e.g. 1 x 50 mm² H07VK
Length	280 mm
Weight	0.55 kg

Item	Part No.
Hand-operated cutting tool for Cu and Al cables to 14 mm	**K100**

K 102 Hand-operated cutting tool up to 20 mm dia.

- **Outstanding cutting tool for fine and superfine stranded copper cables acc. to VDE 0295 class 5 and 6**

Characteristics

- Non-slip handles

Technical data	
Cutting range	max. 20 mm dia., e.g. 1 x 95 mm² H07V-K
Length	225 mm
Weight	0.35 kg

Item	Part No.
Hand-operated cutting tool to 20 mm dia.	**K102**



Cu

K 106/1 Hand-operated cutting tool for Al and Cu cables up to 32 mm dia.

- **For earth, plastic and rubber cables**
- **Lightweight design with great cutting performance**

Characteristics

- One-hand operation
- Effort-saving 2-stage ratchet system
- Not suitable for cutting steel or steel wire
- Non-slip handles

Technical data	
Cutting range	max. 32 mm dia., e.g. 4 x 35 mm² NYY
Length	250 mm
Weight	0.55 kg

Item	Part No.
Hand-operated cutting tool for Cu and Al cables to 32 mm dia.	**K1061**



Cu / Al

K 106/2 Hand-operated cutting tool for Al and Cu cables up to 50 mm dia.



Cu
Al

- For earth, plastic and rubber cables
- Lightweight design with great cutting performance

Characteristics

- One-hand operation
- Effort-saving 2-stage ratchet system
- Not suitable for cutting steel or steel wire
- Non-slip handles

Technical data	
Cutting range	e.g. 4 x 120 mm² NYY, max. 50 mm dia.
Length	280 mm
Weight	0.74 kg

Item	Part No.
Hand-operated cutting tool for Cu and Al cables to 50 mm dia.	**K1062**

K 103/1 Hand-operated cutting tool for Al and Cu cables up to 60 mm dia.



Cu
Al

- For earth, plastic and rubber cables
- Cutting range up to 60 mm diameter

Characteristics

- Two-hand operation
- Effort-saving 2-stage ratchet system
- Not suitable for cutting steel or steel wire

Technical data	
Cutting range	e.g. 4 x 240 mm² NAYY, max. 60 mm dia.
Length	720 mm
Weight	4.5 kg

Item	Part No.
Hand-operated cutting tool for Cu and Al cables to 60 mm dia.	**K1031**

K 104/1 Hand-operated cutting tool for Al and Cu cables up to 100 mm dia.

- For earth, plastic and rubber cables
- Very wide cutting range up to 100 mm dia.

Characteristics

- Two-hand operation
- Effort-saving 2-stage ratchet system
- Not suitable for cutting steel or steel wire

Technical data	
Cutting range	e.g. 4 x 400 mm² NAYY, max. 100 mm dia.
Length	870 mm
Weight	5.7 kg

Item	Part No.
Hand-operated cutting tool for Cu and Al cables to 100 mm dia.	**K1041**



Cu
Al

K 130 Hand-operated cutting tool for Al and Cu cables up to 30 mm dia.

- High performance because of specially designed flat cutting blades
- Also for fine stranded conductors

Characteristics

- Two-hand operation
- Large cutting range
- Not suitable for cutting steel or steel wire
- Roughened handles for safe working

Technical data	
Cutting range	e.g. 4 x 35 mm² NYY, max. 30 mm dia.
Length	570 mm
Weight	1.7 kg

Item	Part No.
Hand-operated cutting tool for Cu and Al cables to 30 mm dia.	**K130**



Cu
Al

K 230 Hand-operated cutting tool for Al and Cu cables up to 30 mm dia.



1000 V IEC 60900

Cu Al

- **High performance because of specially designed flat cutting blades**
- **1000 V fully insulated to IEC 60900**
- **Also for fine stranded conductors**

Characteristics

- Two-hand operation
- Not suitable for cutting steel or steel wire

Technical data	
Cutting range	max. 30 mm dia., e.g. 4 x 35 mm² NYY
Length	570 mm
Weight	2.1 kg

Item	Part No.
Hand-operated cutting tool for Cu and Al cables to 30 mm dia.	**K230**

K 150 Hand-operated cutting tool for Al and Cu cables up to 50 mm dia.



Cu Al

- **High performance because of specially designed flat cutting blades**
- **Also for fine stranded conductors**
- **Roughened handles for safe working**

Characteristics

- Two-hand operation
- Large cutting range
- Not suitable for cutting steel or steel wire

Technical data	
Cutting range	max. 50 mm dia., e.g. 4 x 120 mm² NYY
Length	710 mm
Weight	3 kg

Item	Part No.
Hand-operated cutting tool for Cu and Al cables to 50 mm dia.	**K150**

K 250 Hand-operated cutting tool for Al and Cu cables up to 50 mm dia.

- High performance because of specially designed flat cutting blades
- 1000 V fully insulated to IEC 60900
- Also for fine stranded conductors e.g. VDE 0295 Class 5

Characteristics

- Two-hand operation
- Large cutting range
- Not suitable for cutting steel or steel wire

Technical data	
Cutting range	e.g. 4 x 120 mm² NYY, max. 50 mm dia.
Length	710 mm
Weight	3.7 kg

Item	Part No.
Hand-operated cutting tool for Cu and Al cables to 50 mm dia.	**K250**



1000 V IEC 60900

Cu / Al

K 101/1 Hand-operated cutting tool for Al and Cu cables up to 26 mm dia.

- Cutting head exchangeable at site
- Also for fine stranded conductors

Characteristics

- Two-hand operation
- Excellent leverage
- Not suitable for cutting steel or steel wire
- Roughened handles for safe working

Technical data	
Cutting range	e.g. 4 x 25 mm² NYY, max. 26 mm dia.
Length	570 mm
Weight	1.8 kg

Item	Part No.
Hand-operated cutting tool for Cu and Al cables to 26 mm dia.	**K1011**

Accessories	Part No.	Page
Replacement cutting head	K1011E	



Cu / Al



K1011E

K 105/1 Hand-operated cutting tool for Al and Cu cables up to 26 mm dia., with telescopic handles



Cu Al



K1011E

- Tool with extendable telescopic handles
- Excellent leverage
- Also for fine stranded conductors e.g. VDE 0295 Class 5

Characteristics

- Two-hand operation
- Cutting head exchangeable at site
- Roughened handles for safe working
- Not suitable for cutting steel or steel wire

Technical data	
Cutting range	e.g. 4 x 25 mm² NYY, max. 26 mm dia.
Length	Stepless 350-520 mm
Weight	1.4 kg

Item	Part No.
Hand-operated cutting tool for Al and Cu cables to 26 mm dia., length 350 - 520 mm continuous	**K1051**

Accessories	Part No.	Page
Replacement cutting head	K1011E	
Steel carrying case	SK120L	215

K 201/1 Hand-operated cutting tool for Al and Cu cables up to 26 mm dia., length 570mm



1000 V IEC 60900

Cu Al



K1011E

- 1000 V fully insulated to IEC 60900
- Excellent leverage
- Also for fine stranded conductors e.g. VDE 0295 Class 5

Characteristics

- Two-hand operation
- Cutting head exchangeable at site
- Not suitable for cutting steel or steel wire

Technical data	
Cutting range	max. 26 mm dia., e.g. 4 x 95 mm² NYY
Length	570 mm
Weight	2 kg

Item	Part No.
Hand-operated cutting tool for Al and Cu cables to 26 mm dia., length 570 mm	**K2011**

Accessories	Part No.	Page
Replacement cutting head	K1011E	

K 101/2 Hand-operated cutting tool for Cu and Al cables up to 38 mm dia.

- Cutting head exchangeable at site
- Also for fine stranded conductors e.g. VDE 0295 Class 5
- Excellent leverage
- Extended lever handles

Characteristics

- Two-hand operation
- Large cutting range
- Not suitable for cutting steel or steel wire
- Roughened handles for safe working

Technical data	
Cutting range	max. 38 mm dia.
Length	930 mm
Weight	4.2 kg

Item	Part No.
Hand-operated cutting tool for Cu and Al cables to 38 mm dia.	**K1012**

Accessories	Part No.	Page
Replacement cutting head	K1012E	



Cu
Al



K1012E

The world's first electro-mechanical crimping tool with PowerSense technology



1. Manual pre-clamping

Operating the lever closes the crimping jaws without any exertion on the part of the user and fixes the connecting material. In this "pre-clamped" state it is still possible to adjust the position and the alignment.



2. Motorized crimping

Further actuation or "depression of" the lever starts the crimping process - fully automatically using the power of the integrated motor.



... and done

The retraction to the starting position is also fully automatic. During the entire crimping cycle the process can be interrupted by actuating the lever in the opposite direction.



Versatile

for convenient crimping of cable connections, cable end-sleeves and cable lugs



Innovative

with the unique, intuitive operating concept and PowerSense technology



Optimum view

thanks to LED Illumination of the crimping jaws and working area



Durable

thanks to the powerful lithium-ion battery with charge status display

The new Klauke micro combines the benefits of manual crimping pliers with the convenience of battery powered hydraulic crimping tools

- High speed (crimping time < 1.5 sec.)
- Very low weight (< 1 kg)
- Very easy handling thanks to PowerSense technology
- Electronic control with blocking function and motor stall protection
- Ergonomic two-component housing in Klauke "In-line Design"
- Powerful drive technology for effortless operations
- 10.8 V Lithium-ion battery with charge level indicator
- Excellent crimping results with minimum effort
- Interchangeable Klauke 50-series crimping dies (for all common applications up to 50 mm²)
- Long service life (service intervals of 35,000 crimping cycles)
- Superlative value-for-money



Klauke® micro

Fast, light, efficient. Klauke micro – the way you crimp today.

Until now, you could choose from three types of Klauke crimping tools for crimping in a cross-sectional range to 50 mm²: mechanical crimping pliers, pneumatic and hydraulic crimping tools. The various tool concepts offer their own particular benefits, depending on location and application requirement.
The tool program is now being expanded by a new form of crimping – as easy and fast as mechanical crimping pliers, as powerful and durable as a hydraulically-powered crimping tool.

Klauke micro – the world's first electromechanical crimping tool with PowerSense technology. Manual pre-clamping. Motorized crimping.



More performance, more efficiency – and takes up less space

The new Klauke micro is ideally suited for applications where connecting material has to be crimped quickly and in a high volume but also wherever a compact and mobile tool is required, e.g. for switch cabinet construction and numerous other installation applications in trade and industry.







EK 50 ML Electromechanical crimping tool 0.14 - 50 mm²



- The Klauke micro with intuitive PowerSense function combines the advantages of manual crimping tools with the convenience of battery-powered hydraulic crimping tools
- Excellent crimping results for minimum effort

Characteristics

- For interchangeable dies, series 50
- One-lever operation for controlling all tool functions
- Electronic control with lock function monitors complete closing of the dies
- Automatic retraction when crimping is complete
- Manual retraction in case of need thanks to opposed lever actuation
- Motor stall protection in case of faulty operation
- Ergonomic 2-component housing in Klauke "In-line design"
- Mounting lugs for use with balancer or as fall protection when used outdoors
- Very low weight and high speed for maximum efficiency
- Powerful drive technology for effortless operations
- Li-Ion battery with charge status display
- LED light for illuminating crimping point and work area
- Multifunction LED for maintenance display and data transfer via optional interface and USB adapter
- Project-relevant recording with Klauke i-press software package

Technical data	
Crimping force	max. 15 kN
Crimping range	0.14 - 50 mm²
Crimping cycle	< 1,5 s (depending on connecting material)
Number of crimps	approx. 300 at 10 mm² Cu DIN 46234 / per battery charge
Battery voltage	10.8 V
Battery capacity	1.5 Ah, Li-Ion
Charging time	approx. 40 min.
Weight incl. battery	0.96 kg
Ambient temperature	-10°C to +40 °C

Item	Part No.
Electromechanical crimping tool 0.14 - 50 mm²	**EK50ML**

Scope of supply	Part No.	Page
Battery 10,8 V / 1,5 Ah, Li-Ion (16,2 Wh)	RAML1	
Charger for 10,8 V Li-Ion Akkus, 230V	LGML1	
Crimping die for insl. connector 0.5 - 6 mm²	IS5071	
Plastic case 450 x 370 x 105 mm	KKEK50ML	

Accessories	Part No.	Page
USB adapter	PGA1	408

Variants	Part No.	Page
Electromechanical crimping tool 0.14 - 50 mm² with RAML1 battery, without charger, crimping die, case	EK50ML-L	



Available dies of Series 50 for

Suitable for	Connection material	Crimping range mm²	Crimp profile	Page
Copper tubular cable lugs and connectors				
Tubular cable lugs and connectors, standard type		0,75 - 10		414
Tubular cable lugs and connectors for solid conductors		1,5 - 10		414
Terminals, connectors and pin terminals acc. to DIN, copper				
Solderless terminals (DIN 46234), connectors (DIN 46341) and pin terminals (DIN 46230)		0,5 - 10		414
Cable end-sleeves				
Cable end-sleeves		0,14 - 50		414
Cable connections, insulated and non-insulated				
Insulated cable connections, double crimping		0,1 - 6		415
Insulated cable connections, single crimping		0,5 - 16		415
Non-insulated receptacles		0,25 - 6		415
BNC connectors for coax cables RG 58,59,60 and 71				415
Turned pin connectors and receptacles		0,1 - 4		415

Please observe the restrictions in the technical index when crimping connectors!

Special drives for even greater speed.





Electric and pneumatic crimping tools.

In addition to various hydraulic tools, the Klauke range also includes electromechanical and pneumatic tools. The tools are compatible with KlaukePro series heads and are therefore extremely versatile.

The high crimping speed of the KPM15 pneumatic crimping tool makes it suitable for the standard production of individual contacts and also for use in control cabinets.

The optional foot switch allows stationary applications as a bench-mounted tool.





- **Electric bench crimping tool compatible with KlaukePro series heads and 50-series dies.**
- **Pneumatic crimping tool compatible with KlaukePro series heads.**
- **Especially suitable for cable harness assembly.**

TEKP1 Stationary basic tool - Klauke Pro-Series

- **Compatible with all crimping heads of the Klauke Pro-Series**
- **Suitable for continuous operation**
- **Easy change of crimping head without tools**



Characteristics

- Transportable worktop crimping device
- Safety foot switch
- Two-stage system with tooling and crimping function
- With adapter TEKP 1A50 compatible to all crimping dies of series 50

Technical data	
Crimping cycle	approx. 1 s (depending on cross-section)
Dimension	approx. 280 x 230 x 410 mm
Mains voltage	220 - 240 V
Weight	13.0 kg

Item	Part No.
Stationary basic tool including foot switch and mains cable	**TEKP1**

Accessories	Part No.	Page
Adapter for crimping dies of Series 50	TEKP1A50	

	Suitable for	Crimping range mm²	Crimp profile	Part No.
Crimping heads for cable end-sleeves				
	Cable end-sleeves, trapezoid crimping	0.14 - 6		**KP312**
	Cable end-sleeves, square pressing	0.14 -10		**KP303**
	Cable end-sleeves, square pressing	10 - 16		**KP304**
	Cable end-sleeves, round pressing	0.14 - 2.5		**KP350**
	Cable end-sleeves, round pressing for narrow chamber sizes	1.5 - 6		**KP351**
	Cable end-sleeves, round pressing for narrow chamber sizes	10 - 16		**KP352**
	Cable end-sleeves, DIN 46228, part 2, roll-crimping	0.5 - 2.5		**KP66**
Crimping heads for insulated cable connections				
	Insulated cable connections (yellow and red)	0.1 - 1		**KP80**
	Insulated cable connections (red and blue)	0.5 - 2.5		**KP81**
	Insulated cable connections (red, yellow, blue)	0.5 - 6		**KP82**
	Insulated cable connections (yellow)	4 - 6		**KP83**
Crimping heads for tubular cable lugs and terminals				
	Tubular cable lugs and solderless terminals	0.5 - 6		**KP232**
	Tubular cable lugs and solderless terminals	4 - 10		**KP242**
Crimping heads for photovoltaic				
	Connector for photovoltaics 3 mm dia.	2.5 - 4		**KP90MC31**
Crimping heads for receptacles				
	Part No. 3720. Receptacles 6.3 x 0.8 mm with lateral conductor connector	0.5 - 1		**KP631**
	Part No. 3725, receptacles 6.3 x 0.8 mm with lateral conductor connector	0.5 - 1.5		**KP64**
	Part No. 3735, receptacles 6.3 x 0.8 mm with lateral conductor connector	1.5 - 2.5		**KP632**
	For receptacles 2.8 mm tab width	0.1 - 1		**KP67**
	For receptacles 4.8 mm tab width	0.5 - 2.5		**KP65**
	For receptacles 6.3 mm tab width	0.5 - 2.5		**KP68**

KPM 15 Pneumatic basic tool - Klauke Pro Series



- Compatible with all crimping heads of the Klauke Pro-Series (with Klauke KPM 15 PRO adapter)
- Easy change of crimping head without tools

Characteristics

- Crimping head rotates 360°
- Integrated, disengageable ratchet
- Optional worktop stand, including foot switch

Technical data	
Crimping cycle	max. 1 s, depending on set pressure
Ambient temperature	-20°C to +40 °C
Permissible pressure range	6-8 bar
Air consumption/cycle at 6 bar	0.32 l
Diameter	65 mm
Length	280 mm
Weight	1.5 kg

Item	Part No.
Pneumatic basic tool of the Klauke Pro-Series	**KPM15**

Accessories	Part No.	Page
Adapter for crimping heads from the Klauke Pro-Series	KPM15PRO	282
Worktop stand, including foot switch	KPM15TH	282

KPM 15 TH Worktop stand including foot switch



- Adjustable worktop with ball-point mounting system

Characteristics

- For mounting the pneumatic basic tool KPM 15

Item	Part No.
Worktop stand, including foot switch	**KPM15TH**

KPM 15 PRO Adapter for crimping heads - Klauke Pro-Series



Characteristics

- Compatible with all crimping heads of the Klauke Pro-Series

Item	Part No.
Adapter for crimping heads from the Klauke Pro-Series	**KPM15PRO**

	Suitable for	Crimping range mm²	Crimp profile	Part No.
Crimping heads for cable end-sleeves				
	Cable end-sleeves, trapezoid crimping	0.14 - 6		**KP312**
	Cable end-sleeves, square pressing	0.14 -10		**KP303**
	Cable end-sleeves, square pressing	10 - 16		**KP304**
	Cable end-sleeves, round pressing	0.14 - 2.5		**KP350**
	Cable end-sleeves, round pressing for narrow chamber sizes	1.5 - 6		**KP351**
	Cable end-sleeves, round pressing for narrow chamber sizes	10 - 16		**KP352**
	Cable end sleeves, DIN 46228, part 2, roll-crimping	0.5 - 2.5		**KP66**
Crimping heads for insulated cable connections				
	Insulated cable connections (yellow and red)	0.1 - 1		**KP80**
	Insulated cable connections (red and blue)	0.5 - 2.5		**KP81**
	Insulated cable connections (red, yellow, blue)	0.5 - 6		**KP82**
	Insulated cable connections (yellow)	4 - 6		**KP83**
Crimping heads for tubular cable lugs and terminals				
	Tubular cable lugs and solderless terminals	0.5 - 6		**KP232**
	Tubular cable lugs and solderless terminals	4 - 10		**KP242**
Crimping heads for photovoltaic				
	Connector for photovoltaics 3 mm dia.	2.5 - 4		**KP90MC31**
Crimping heads for receptacles				
	Part No. 3720. Receptacles 6.3 x 0.8 mm with lateral conductor connector	0.5 - 1		**KP631**
	Part No. 3725, receptacles 6.3 x 0.8 mm with lateral conductor connector	0.5 - 1.5		**KP64**
	Part No. 3735, receptacles 6.3 x 0.8 mm with lateral conductor connector	1.5 - 2.5		**KP632**
	For receptacles 2.8 mm tab width	0.1 - 1		**KP67**
	For receptacles 4.8 mm tab width	0.5 - 2.5		**KP65**
	For receptacles 6.3 mm tab width	0.5 - 2.5		**KP68**

Increased force for fast *crimping.*



Hand-operated hydraulic crimping tools.

Klauke hand-operated hydraulic tools are the most convenient and safest types to generate precise and high operating forces by hand. The ergonomic design and lightweight aluminum handles permit frequent fatigue proof operations.

All tools feature a two-stage hydraulic system with fast feed and power stroke upon reaching counter pressure. Once the crimping operation is complete, the crimping jaws open automatically and retract to the original position - another plus for safety and comfort.

Hand-operated hydraulic crimping tools: compact, innovative and safe.

- 2-stage hydraulics with fast feed and power stroke during operation, and **automatic retraction** on completion of the crimp.
- Ergonomic design and lightweight.
- **Rotating heads.**



Benefits:

- Poor crimps are avoided, more safety and shorter intervals between crimping operations thanks to the automatic retraction function.
- Design and weight facilitate effortless operations.
- **Safe to work in confined space conditions thanks to the rotating heads.**
- Faster crimping with less force with the innovative 2-stage hydraulic function.

- **Ergonomic design and lightweight.**
- **Automatic retraction on completion of the crimping operation.**
- **Crimping tools from 55 kN to 120 kN crimping force.**
- **Nominal cross sections up to 400 mm².**

Optimised handling *with 6-ton crimping tools.*



- Aluminum pump lever and housing result in low weight.
- Compact design.
- Designed for nominal cross sections up to 300 mm².
- For Klauke 18 and 22 dies series.

Benefits:

- **Extremely easy to handle,** even with frequent operations in tight areas - installing underground cable joints or processing switch gears.
- Versatile applications with the broad range in Klauke's DIN-compliant 18 and 22 series.

12 tons for **increased productivity.**

- Very large crimping area up to 400 mm².
- For wide crimps with dies from the Klauke 13 series.

Benefits:

- **Considerably higher productivity and time saved thanks to wide crimps.**
- Typical applications include power technology and cable assembly.

- *More on Page 292.*



Quad-point indent crimping **- centring guaranteed.**



- Ideal for crimping tubular cable lugs on fine and superfine stranded conductors with nominal cross sections up to 300 mm².
- No dies required.
- The tools with quad-point indent crimping feature a patented Klauke centring system.
- Tools with open and flip-top crimping head.

Benefits:

- Safe, convenient processing of standard fine and superfine stranded conductors.
- Quad-point indent crimping tools **with no die change** are suitable for various cable types and sizes for numerous cable lugs and connectors.
- Optimised user safety and avoidance of poor crimps thanks to centring of conductors and connecting material.

HK 60/18 Hand-operated hydraulic crimping tool 6 - 185 mm²







- For dies acc. to DIN 48083, page 1
- Crimping dies are connected by spring - cannot get lost
- Lightweight for effortless operations

Characteristics

- For interchangeable dies, series 18, narrow crimping
- Closed crimping head, flip top style, rotatable
- Light weight due to high quality aluminum housing
- 2-stage hydraulic system with fast feed and power stroke
- Automatic retraction when crimping is complete
- Manual retract in case of need
- Environmentally-friendly hydraulic oil, quickly biodegradable

Technical data	
Crimping force	60 kN
Stroke	14 mm
Crimping range	6-185 mm²
Length	470 mm
Weight	3.0 kg
Ambient temperature	-20°C to +40 °C

Item	Part No.
Hand-operated hydraulic crimping tool 6 - 185 mm²	**HK6018**

Scope of supply	Part No.	Page
Steel carrying case for HK 60/18 with space for 8 crimping dies	MK6018	

Accessories	Part No.	Page
Digital meter for force and pressure measurement	TC1U	406
Measuring adapter, series 18	MA18	406
Force sensor, 70 kN	TF70L	406

Available dies for Series 18 for HK 60/18

Suitable for	Connection material	Crimping range mm²	Crimp profile	Page
Tubular cable lugs and connectors, Cu				
Tubular cable lugs and connectors, standard type, tubular cable lugs for switchgear connections		6 - 185		427
Insulated tubular cable lugs and connectors, insulated pin terminals		10 - 95		427
Tubular cable lugs and connectors for fine stranded conductors		10 - 50		428
Tubular cable lugs and connectors for solid conductors		1.5 - 16		428
Copper compression cable lugs and connectors acc. to DIN				
Copper compression cable lugs (DIN 46235) and connectors (DIN 46267, part 1) Cu		6 - 185		428
Terminals, connectors and pin terminals acc. to DIN - Cu				
Terminals (DIN 46234) and pin terminals (DIN 46230), connectors (DIN 46341)		10 - 70		429
Insulated solderless terminals		10 - 50		429
Sleeves for compacted conductors and sector shaped conductors, Cu				
Pre-rounding crimping dies for Al and Cu sector shaped conductors		10 sm - 240 se / 185 sm		429
Aluminum compression cable lugs and connectors acc. to DIN				
Aluminum compression cable lugs and connectors acc. to DIN		10 - 185		430
Compression joints for full tension connections of Aldrey cables acc. to DIN EN 50182		25 - 95		430
Aluminum/copper compression cable lugs and connectors				
Aluminum/copper compression cable lugs and connectors		10 - 185		430
Clamps				
Clamps, C-type		4 - 50		430
Cable end-sleeves				
Cable end-sleeves		10 - 95		431
Twin cable end-sleeves		2 x 4 - 2 x 16		431
Cable end-sleeves, trapezodial, for fine stranded conductors		10 - 95		431
Twin cable end-sleeves, trapezodial, for fine stranded conductors		2 x 4 - 2 x 16		432
Cutting die				
Cutting range		18 mm dia.		432

Please observe the restrictions in the technical index when crimping connectors!

HK 60/22 Hand-operated hydraulic crimping tool 6 - 300 mm²







- **Large crimping range up to 300 mm²**
- **Slim crimping head - ideal when space is critical**

Characteristics

- For interchangeable dies, series 22, narrow crimping
- Closed crimping head, flip top style, rotatable
- Light weight due to high quality aluminum housing
- 2-stage hydraulic system with fast feed and power stroke
- Automatic retraction when crimping is complete
- Manual retract in case of need
- Environmentally-friendly hydraulic oil, quickly biodegradable

Order info

- Also available for "W" crimping dies (UL certified), part number appendix "W"

Technical data	
Crimping force	60 kN
Stroke	17 mm
Crimping range	6 - 300 mm²
Length	460 mm
Weight	3.3 kg
Ambient temperature	-20°C to +40 °C

Item	Part No.
Hand-operated hydraulic crimping tool 6 - 300 mm²	**HK6022**

Scope of supply	Part No.	Page
Steel carrying case for HK 60/22 or HK 60/22 W with space for 17 pairs of crimping dies	MK6022	

Accessories	Part No.	Page
Digital meter for force and pressure measurement	TC1U	406
Measuring adapter, series 22	MA22	406
Force sensor, 70 kN	TF70L	406

Variants	Part No.	Page
HK 60/22 with crimping die set R 22 from 16 - 240 mm²	HK6022SETR	
HK 60/22 with crimping die set D 22 from 16 - 240 mm²	HK6022SETD	

Available dies for Series 22 for HK 60/22

Suitable for	Connection material	Crimping range mm²	Crimp profile	Page
Tubular cable lugs and connectors, Cu				
Tubular cable lugs and connectors blue connection for compacted conductors acc. to VDE 0295, class 2		6 - 300		433
Tubular cable lugs and connectors, Cu, standard type, tubular cable lugs for switchgear connections		6 - 300		434
Insulated tubular cable lugs and connectors, insulated pin terminals		10 - 150		434
Tubular cable lugs and connectors for fine stranded conductors		10 - 70		435
Tubular cable lugs and connectors for solid conductors		1.5 - 16		435
Tubular cable lugs and connectors, Ni, stainless steel				
Stainless steel tubular cable lugs and connectors		0.5 - 16		435
Nickel tubular cable lugs and connectors		10 - 50		435
Compression cable lugs and connectors acc. to DIN - Cu				
Compression cable lugs (DIN 46235) and connectors (DIN 46267, part 1) Cu		6 - 300		436
Double compression cable lugs		2 x 50 - 2 x 70		436
Terminals, connectors and pin terminals acc. to DIN - Cu				
Solderless terminals (DIN 46234) connectors (DIN 46230) Cu, and pin terminals (DIN 46341) Cu		10 - 70		437
Insulated solderless terminals		10 - 70		437
Compression cable lugs and connectors - Al/Cu				
Compression cable lugs and connectors - Al/Cu		10 - 300		438
Sleeves for compacted conductors and sector shaped conductors, Cu				
Pre-rounding dies for Al and Cu sector shaped conductors		10 sm - 300 se / 240 sm		437
Compression cable lugs and connectors acc. to DIN - Al				
Aluminum compression cable lugs and connectors acc. to DIN		10 - 300		438
Compression joints for full tension connections of Aldrey cables acc. to DIN EN 50182, Al conductors DIN EN 50182, 120 - 185 mm²		25 - 185		438
Compression joints acc. to DIN 48085, part 3 for Al-steel cables acc. to DIN EN 50182, aluminum crimping		25 / 4 - 120 / 20		439
Compression joints acc. to DIN 48085, part 3 for Al-steel cables acc. to DIN EN 50182, steel crimping		25 / 4 - 120 / 20		439
Clamps				
Clamps, C-type		4 - 50		439
Clamps, H-Type		70		439
Cable end-sleeves				
Cable end-sleeves		10 - 240		440
Twin cable end-sleeves		2 x 4 - 2 x 16		440
Cable end-sleeves, trapezodial, for fine stranded conductors		10 - 240		440
Twin cable end-sleeves, trapezodial, for fine stranded conductors		2 x 4 - 2 x 16		441

Please observe the restrictions in the technical index when crimping connectors!

HK 60 VP Hand-operated hydraulic crimping tool 10 - 240 mm²



- Suitable for crimping tubular cable lugs and connectors "standard type" and fine and superfine stranded conductors to 240 mm²
- The patented centring system guarantees every time optimum crimping results

Characteristics

- Quad-point indent crimping feature with patented centring system, no dies required
- Open crimping head, rotatable
- Light weight due to high quality aluminum housing
- 2-stage hydraulic system with fast feed and power stroke
- Automatic retraction when crimping is complete
- Manual retract in case of need
- Environmentally-friendly hydraulic oil, quickly biodegradable

Technical data	
Crimping force	55 kN
Crimping range	10 - 240 mm²
Length	525 mm
Weight	4.1 kg
Ambient temperature	-20°C to +40 °C

Item	Part No.
Hand-operated hydraulic crimping tool 10 - 240 mm²	**HK60VP**

Scope of supply	Part No.	Page
Steel carrying case for HK 60 VP or HK 60 VP/FT	MK60VP	
Gauge and 10 test cylinder	TS10B	

Accessories	Part No.	Page
Digital meter for force and pressure measurement	TC1U	406
Measuring adapter VP	MAVP	406
Force sensor, 70 kN	TF70L	406
Gauge and 10 test cylinder	TS10B	



Suitable for	Connection material	Crimping range mm²	Crimp profile
Tubular cable lugs standard type and tubular cable lugs for switchgear connections		10 - 240	
Connectors, Standard type		10 - 120	
Tubular cable lugs for fine stranded conductors	●	10 - 240	
Connector for fine stranded conductors	●	10 - 95	

HK 60 VP/FT Hand-operated hydraulic crimping tool 16 - 300 mm²

- **Suitable for crimping tubular cable lugs and connectors "standard type" and fine and superfine stranded conductors to 300 mm²**
- **The patented centring system guarantees every time optimum crimping results**
- **Closed crimping head - ideal for utility lines construction**



Characteristics

- Quad-point indent crimping feature with patented centring system, no dies required
- Closed crimping head with bolt interlock, rotatable, flip top style
- Light weight due to high quality aluminum housing
- 2-stage hydraulic system with fast feed and power stroke
- Automatic retraction when crimping is complete
- Manual retract in case of need
- Environmentally-friendly hydraulic oil, quickly biodegradable

Technical data	
Crimping force	55 kN
Crimping range	16 - 300 mm²
Length	535 mm
Weight	4.1 kg
Ambient temperature	-20°C to +40 °C

Item	Part No.
Hand-operated hydraulic crimping tool 16 - 300 mm²	**HK60VPFT**

Scope of supply	Part No.	Page
Steel carrying case for HK 60 VP or HK 60 VP/FT	MK60VP	
Gauge and 10 test cylinder	TS10B	

Accessories	Part No.	Page
Digital meter for force and pressure measurement	TC1U	406
Measuring adapter VP	MAVP	406
Force sensor, 70 kN	TF70L	406
Gauge and 10 test cylinder	TS10B	

Suitable for	Connection material	Crimping range mm²	Crimp profile
Tubular cable lugs and connectors, standard type, tubular cable lugs for switchgear connections		16 - 300	
Tubular cable lugs and connectors for fine stranded conductors		16 - 300	



HK 120/30 Hand-operated hydraulic crimping tool 16 - 400 mm²



- **Very large crimping range to 400 mm²**
- **Up to 60% less crimping operations due to wide crimping compared with 6 t tools**

Characteristics

- For interchangeable dies, series 13, wide crimping
- Open C-crimping head, rotatable
- Light weight due to high quality aluminum housing
- 2-stage hydraulic system with fast feed and power stroke
- Automatic retraction when crimping is complete
- Manual retract in case of need
- Environmentally-friendly hydraulic oil, quickly biodegradable

Technical data	
Crimping force	120 kN
Stroke	30 mm
Crimping range	16 - 400 mm²
Length	510 mm
Weight	5.4 kg
Ambient temperature	-20°C to +40 °C

Item	Part No.
Hand-operated hydraulic crimping tool 10 - 400 mm²	**HK12030**

Scope of supply	Part No.	Page
Steel carrying case for HK 120/42 with space for 15 pairs of crimping dies	MK12042	

Accessories	Part No.	Page
Digital meter for force and pressure measurement	TC1U	406
Measuring adapter, series 13	MA120	406
Force sensor, 130 kN	TF130L	406



Available dies for Series 13 for HK 120/30

Suitable for	Connection material	Crimping range mm²	Crimp profile	Page
Tubular cable lugs and connectors, Cu				
Tubular cable lugs and connectors blue connection for compacted conductors acc. to VDE 0295, class 2		16 - 400		442
Tubular cable lugs and connectors, Cu, standard type, tubular cable lugs for switchgear connections		16 - 400		443
Butt connectors, standard type		16 - 185		443
Insulated tubular cable lugs and compression joints, standard type		10 - 150		443
Tubular cable lugs and connectors for fine stranded conductors		16 - 150		444
Compression cable lugs and connectors acc. to DIN - Cu				
Copper compression cable lugs (DIN 46235) and connectors		16 - 300		444
Compression joints DIN 46267, part 1		16 - 150		444
Double compression cable lugs		2 x 50 - 2 x 95		444
Terminals, connectors and pin terminals acc. to DIN - Cu				
Solderless terminals (DIN 46234) connectors (DIN 46230) and pin terminals acc. to DIN		16 - 150		445
Insulated solderless terminals		10 - 95		445
Sleeves for compacted conductors and sector shaped conductors, Cu				
Pre-rounding dies for Al and Cu sector shaped conductors		10 sm - 300 se / 300 sm		445
Aluminum compression cable lugs and connectors acc. to DIN				
Aluminum compression cable lugs and connectors		10 - 240		446
Aluminum connectors		10 - 120		446
Compression joints for full tension connections of Aldrey cables acc. to DIN EN 50182, Al conductors DIN EN 50182, 120 - 185 mm²		25 - 185		446
Compression joints acc. to DIN 48085, part 3 for Al-steel cables acc. to DIN EN 50182, aluminum crimping		25/4 - 120/20		446
Compression joints acc. to DIN 48085, part 3 for Al-steel cables acc. to DIN EN 50182, steel crimping		25/4 - 120/20		447
Aluminum/copper compression cable lugs and connectors				
Aluminum/copper compression cable lugs and connectors		10 - 240		446
Clamps				
Clamps, C-type		10 - 70		447
Clamps, H-type		70 - 120		447
Cable end-sleeves				
Cable end-sleeves		25 - 240		448
Cable end-sleeves, trapezodial, for fine stranded conductors		25 - 240		448

Please observe the restrictions in the technical index when crimping connectors!

HK 120/42 Hand-operated hydraulic crimping tool 16 - 400 mm²



- **Very large crimping range to 400 mm²**
- **Up to 60% less crimping operations due to wide crimping compared with 6 t tools**
- **C-head with large 42 mm opening width**

Characteristics

- For interchangeable dies, series 13, wide crimping
- Open C-crimping head, rotatable
- Light weight due to high quality aluminum housing
- 2-stage hydraulic system with fast feed and power stroke
- Automatic retraction when crimping is complete
- Manual retract in case of need
- Environmentally-friendly hydraulic oil, quickly biodegradable

Technical data	
Crimping force	120 kN
Stroke	42 mm
Crimping range	16 - 400 mm²
Length	560 mm
Weight	5.9 kg
Ambient temperature	-20°C to +40 °C

Item	Part No.
Hand-operated hydraulic crimping tool 16 - 400 mm²	**HK12042**

Scope of supply	Part No.	Page
Steel carrying case for HK 120/42 with space for 15 pairs of crimping dies	MK12042	



Accessories	Part No.	Page
Digital meter for force and pressure measurement	TC1U	406
Measuring adapter, series 13	MA120	406
Force sensor, 130 kN	TF130L	406

Available dies for Series 13 for HK 120/42

Suitable for	Connection material	Crimping range mm²	Crimp profile	Page
Tubular cable lugs and connectors, Cu				
Tubular cable lugs and connectors blue connection for compacted conductors acc. to VDE 0295, class 2		16 - 400		442
Tubular cable lugs and connectors, Cu, standard type, tubular cable lugs for switchgear connections		16 - 400		443
Insulated tubular cable lugs and connectors, insulated pin terminals		10 - 150		443
Tubular cable lugs and connectors for fine stranded conductors		16 - 150		444
Compression cable lugs and connectors acc. to DIN - Cu				
Compression cable lugs (DIN 46235) and connectors (DIN 46267, part 1) Cu		16 - 300		444
Double compression cable lugs		2 x 50 - 2 x 95		444
Terminals, connectors and pin terminals acc. to DIN - Cu				
Solderless terminals (DIN 46234) connectors and pin terminals (DIN 46230), (DIN 46341)		16 - 150		445
Insulated solderless terminals		10 - 95		445
Pre-rounding crimping dies				
Pre-rounding dies for Al and Cu sector shaped conductors		10 sm - 300se / 300 sm		445
Aluminum compression cable lugs and connectors acc. to DIN				
Aluminum compression cable lugs and connectors acc. to DIN		10 - 240		446
Compression joints for full tension connections of Aldrey cables acc. to DIN EN 50182, Al conductors DIN EN 50182, 120 - 185 mm²		25 - 185		446
Compression joints acc. to DIN 48085, part 3 for Al-steel cables acc. to DIN EN 50182, aluminum crimping		25/4 - 120/20		446
Compression joints acc. to DIN 48085, part 3 for Al-steel cables acc. to DIN EN 50182, steel crimping		25/4 - 120/20		447
Aluminum/copper compression cable lugs and connectors				
Aluminum/copper compression cable lugs and connectors		10 - 240		446
Clamps				
Clamps, C-type		10 - 70		447
Clamps, H-type		70 - 120		447
Cable end-sleeves				
Cable end-sleeves		25 - 240		448
Cable end-sleeves, trapezodial, for fine stranded conductors		25 - 240		448

Please observe the restrictions in the technical index when crimping connectors!

HK 120 U Hand-operated hydraulic crimping tool 16 - 400 mm²







- **H-head for deep groove crimping**
- **Up to 60% less crimping operations due to wide crimping compared with 6 t tools**

Characteristics

- For interchangeable dies, series 13, wide crimping
- Closed H-crimping head, rotatable
- Light weight due to high quality aluminum housing
- 2-stage hydraulic system with fast feed and power stroke
- Automatic retraction when crimping is complete
- Manual retract in case of need
- Environmentally-friendly hydraulic oil, quickly biodegradable

Technical data	
Crimping force	120 kN
Stroke	20 mm
Crimping range	16 - 400 mm²
Length	540 mm
Weight	5.2 kg
Ambient temperature	-20°C to +40 °C

Item	Part No.
Hand-operated hydraulic crimping tool 16 - 400 mm²	**HK120U**

Scope of supply	Part No.	Page
Steel carrying case for HK 120 U with space for 11 pairs of crimping dies	MK120U	

Accessories	Part No.	Page
Digital meter for force and pressure measurement	TC1U	406
Measuring adapter, series 13	MA120	406
Force sensor, 130 kN	TF130L	406

Available dies for Series 13 for HK 120 U

Suitable for	Connection material	Crimping range mm²	Crimp profile	Page
Tubular cable lugs and connectors, Cu				
Tubular cable lugs and connectors blue connection for compacted conductors acc. to VDE 0295, class 2		16 - 400		442
Tubular cable lugs and connectors, Cu, standard type, tubular cable lugs for switchgear connections		16 - 400		443
Insulated cable lugs and compression joints, standard type		10 - 150		443
Tubular cable lugs and connectors for fine stranded conductors		16 - 150		444
Compression cable lugs and connectors acc. to DIN - Cu				
Compression cable lugs (DIN 46235) and connectors (DIN 46267, part 1) Cu		16 - 300		444
Double compression cable lugs		2 x 50 - 2 x 95		444
Terminals, connectors and pin terminals acc. to DIN - Cu				
Solderless terminals (DIN 46234) connectors and pin terminals (DIN 46230) acc. to DIN, solderless connectors (DIN 46341) Cu		16 - 150		445
Insulated solderless terminals		10 - 95		445
Sleeves for compacted conductors and sector shaped conductors, Cu				
Pre-rounding dies for Al and Cu sector shaped conductors		10 sm - 300 se / 300 sm		445
Aluminum compression cable lugs and connectors acc. to DIN				
Aluminum compression cable lugs and connectors acc. to DIN		10 - 240		446
Compression joints for full tension connections of Aldrey cables acc. to DIN EN 50182, Al conductors DIN EN 50182, 120 - 185 mm²		25 - 185		446
Compression joints acc. to DIN 48085, part 3 for Al-steel cables acc. to DIN EN 50182, aluminum crimping		25/4 - 120/20		446
Compression joints acc. to DIN 48085, part 3 for Al-steel cables acc. to DIN EN 50182, steel crimping		25/4 - 120/20		447
Aluminum/copper compression cable lugs and connectors				
Aluminum/copper compression cable lugs and connectors		10 - 240		446
Clamps				
Clamps, C-type		10 - 70		447
Clamps, H-type		70 - 120		447
Cable end-sleeves				
Cable end-sleeves		25 - 240		448
Cable end-sleeves, trapezodial, for fine stranded conductors		25 - 240		448

Please observe the restrictions in the technical index when crimping connectors!



High cutting performance, *less force.*

Hand-operated hydraulic cutting tools:

Hand-operated Klauke cutting tools process flexible, multi-stranded, armoured and solid Cu and Al cables, as well as Al/St ropes quickly, conveniently and safely. The ergonomic design and low weight of these tools mean the user needs less effort and staying power.

The 2-stage hydraulics combine a fast feed, power stroke upon reaching counter pressure and automatic retraction function. When the cutting operation is complete, the cutting blades open and move to their original position.



Two-stage hydraulic system and ergonomic design for enhanced efficiency.

- **Ergonomic design and lightweight.**
- **Automatic retraction on completion of the cutting operation.**
- **Cutting tools to 85 mm dia.**
- **Type-dependent cutting force to 120 kN.**

Hand-operated hydraulic cutting tools: **compact, innovative and safe.**

- 2-stage hydraulics with fast feed and power stroke during operation and **automatic retraction** when the crimp is complete or the cable has been cut.
- Ergonomic design and lightweight.
- Rotating heads.

Benefits:

- More safety and shorter intervals between crimping operations thanks to the automatic retraction function.
- Design and weight facilitate effortless operations.
- Safe to work under difficult spatial conditions thanks to the **rotating heads**.
- Faster cutting with less force with the innovative 2-stage hydraulic function.



Fast and safe cutting of **Al/St ropes:** *HSG 45 and HSG 55*



- Optimised cutting performance.
- Suitable for cables up to 45 mm dia. and/or 55 mm dia.
- **For armoured Cu and Al cables and for Al/St ropes.**
- Extremely sturdy cutting heads.

Benefits:

- One tool for diverse applications.
- This cutting head is set apart by its high stability even under extreme load.
- The tools are suitable as an universal cutting tool for practically every cable up to 55 mm dia.

All hand-operated hydraulic cutting tools at a glance.

Tool	Design		Cutting range mm dia.	Cutting force kN	Application				Features
	Open head	Closed head			Cu, Al[1)]	Al / St (ACSR)	Cu / Al, solid	Steel, solid	
HSG45		✔	45	60	✔	✔	✔	✔	Suitable for all standard cables to 45 mm dia. - steel armoured.
HSG50		✔	48	60	✔				Compact and lightweight cutting tool.
HSG55		✔	55	120	✔	✔	✔	✔	With 120 kN cutting force for ACSR ropes to 55 mm dia.
HSG85/2		✔	85	60	✔				Extremely wide cutting range.

[1)] This column also includes Cu / Al multi-stranded and Cu / Al with sheet metal and wire armouring.

HSG 45 Hand-operated hydraulic cutting tool 45 mm dia.





- **Cuts armoured copper and aluminum cables and Al/St cables (ACSR)**
- **Also suitable for round material made of Al, Cu and Steel**
- **Extremely sturdy design**

Characteristics

- Closed cutting head with bolt interlock, rotatable, flip top style
- Light weight due to high quality aluminum housing
- 2-stage hydraulic system with fast feed and power stroke
- Automatic retraction when cut is complete
- Manual retract in case of need
- Environmentally-friendly hydraulic oil, quickly biodegradable

Technical data	
Cutting range	max. 45 mm dia.
Cutting force	60 kN
Length	560 mm
Weight	4.9 kg
Ambient temperature	-20°C to +40 °C

Item	Part No.
Hand-operated hydraulic cutting tool 45 mm dia.	**HSG45**

Scope of supply	Part No.	Page
Steel carrying case for HSG 45 or HSG 50	MK50	

Accessories	Part No.	Page
Outer fixed blade	ESG45EF	
Inner moving blade	ESG45ES1	





ESG45EF ESG45ES1

HSG 50 Hand-operated hydraulic cutting tool 48 mm dia.

- **Cuts copper and aluminum cables with light weight steel armouring (depending on cable type)**
- **Lightweight for effortless operations**



Characteristics

- Closed cutting head, flip top style, rotatable
- Light weight due to high quality aluminum housing
- 2-stage hydraulic system with fast feed and power stroke
- Automatic retraction when cut is complete
- Manual retract in case of need
- Environmentally-friendly hydraulic oil, quickly biodegradable

Technical data	
Cutting range	max. 48 mm dia.
Cutting force	60 kN
Length	540 mm
Weight	3.5 kg
Ambient temperature	-20°C to +40 °C

Item	Part No.
Hand-operated hydraulic cutting tool 48 mm dia.	**HSG50**

Scope of supply	Part No.	Page
Steel carrying case for HSG 45 or HSG 50	MK50	

Accessories	Part No.	Page
Inner moving blade	ESG50ES	
Outer fixed blade	ESG50EF1	





ESG50EF1



ESG50ES

HSG 55 Hand-operated hydraulic cutting tool 55 mm dia.



Cu/Al · Al/St · MAN · BIO · AUTO





ESG55EF



ESG55ES

- **Cuts armoured copper and aluminum cables and Al/St cables (ACSR)**
- **Also suitable for round material made of Al, Cu and Steel**
- **120 kN cutting force for maximum output**

Characteristics

- Closed cutting head with bolt interlock, rotatable, flip top style
- Light weight due to high quality aluminum housing
- 2-stage hydraulic system with fast feed and power stroke
- Automatic retraction when cut is complete
- Manual retract in case of need
- Environmentally-friendly hydraulic oil, quickly biodegradable

Technical data	
Cutting range	max. 55 mm dia.
Cutting force	120 kN
Length	approx. 605 mm
Weight	7.3 kg
Ambient temperature	-20°C to +40 °C

Item	Part No.
Hand-operated hydraulic cutting tool 55 mm dia.	**HSG55**

Scope of supply	Part No.	Page
Steel carrying case for HSG 55	MKHSG55	

Accessories	Part No.	Page
Inner moving blade	ESG55ES	
Outer fixed blade	ESG55EF	

HSG 85/2 Hand-operated hydraulic cutting tool 85 mm dia.

- **Cuts copper and aluminum cables with light weight steel armouring (depending on cable type)**
- **Large cutting range**
- **High user safety through cutting head with bolt interlock**

Characteristics

- Closed cutting head with bolt interlock, rotatable, flip top style
- Light weight due to high quality aluminum housing
- 2-stage hydraulic system with fast feed and power stroke
- Automatic retraction when cut is complete
- Manual retract in case of need
- Environmentally-friendly hydraulic oil, quickly biodegradable



Technical data	
Cutting range	max. 85 mm dia.
Cutting force	60 kN
Length	approx. 677 mm
Weight	5.9 kg
Ambient temperature	-20°C to +40 °C

Item	Part No.
Hand-operated hydraulic cutting tool 85 mm dia.	**HSG852**

Scope of supply	Part No.	Page
Steel carrying case for HSG 85	MK852	

Accessories	Part No.	Page
Outer fixed blade	ESG85EF1	
Inner moving blade	ESG85ES1	





ESG85EF1



ESG85ES1

More intelligence. More performance.
And more ergonomic.



2 year warranty
Worldwide Tool Service

Generation Safety Plus.

Battery powered hydraulic crimping and cutting tools are the most convenient solution for crimping and cutting applications. The required force is generated at the touch of a button. The tools require only one-hand operation.

The tools in the Ultra and Ultra+ series feature a two-stage hydraulic system that automatically switches to power stroke after a fast feed. With all Klauke tools, the automatic retract function starts automatically after successful crimping or cutting, and can be stopped again by pressing the switch (MRS).

The automatic retract stop function (ARS) is especially convenient, for quickly making multiple crimps for full tension connections, for instance.

- Thanks to the new 2-component housing, the tools sit even better in the hand - pressure points and tool slippage are practically impossible.



2K

- **The latest tool generation with Intelligent Pressing System IPS.**
- **Convenient one-button operating concept.**
- **High-performance 18 Volt Li-ion batteries with extremely short charging time.**

IPS Intelligent Pressing System

The new generation of our battery powered hydraulic tools features an integrated pressure sensor determining the pressure reached during each crimping operation. This **Intelligent Pressing System** - IPS for short – indicates deviations immediately by optical and acoustic signals. Making your work with Klauke tools even safer.

BIO

The hydraulic oil in our tools is considered to be environmentally-friendly and quickly biodegradable.

At a glance: **Battery powered hydraulic tools made by Klauke.**

With the 3 series of the Safety Plus generation and the established Klauke® mini, Klauke's product range is the most extensive on the market!

Klauke® *mini*



- **NiMH batteries**
- **Low weight**
- **Fast crimping cycles**
- **Automatic retraction**

Klauke® *ultra*



- **Intelligent (IPS)**
- **With crimping tools: Automatic retract stop (ARS)**
- **For cutting tools with manual retract stop (MRS)**
- **2-stage hydraulics**

Klauke® *mini+*



- **18 V - Li-ion technology**
- **Intelligent Pressing System (IPS)**
- **Large crimping and cutting range with low weight**

Klauke® *ultra+*



- **For crimping tools that make up to 60% fewer crimps thanks to wide crimping**
- **Ergonomic design with 2-component handle area and optimum centre of gravity for effortless operations**

High-performance: **18 Volt Li-ion technology.**



- Powerful 18 V Li-ion batteries with high capacity.
- Extremely **short charging time** with innovative charging technology.
- Batteries have very low self-discharging effect.
- Powerful motors for maximum performance.

Benefits:

- The high energy density of the Li-ion batteries allows more operations per charge than with conventional batteries.
- The extremely short charging time of 15 min (RAL1) or 22 min (RAL2) minimise waiting time.
- The low self-discharge means practically continuous tool availability.
- The powerful motors permit even faster operations - a benefit that should not be underestimated.
- All Mini tools have a sound pressure level of 70.6 dB(A), all Safety Plus generation tools are less than 70 dB(A), measured at a distance of 1 m. The vibrations on the tools much lower than 2.5m/s^2.



Spot on: *see more with work area illumination.*

- Integrated high-performance LED for work area illumination.
- Optimised, balanced tool housing.

Benefits:

- The integrated high-power LED provides optimum illumination in all working areas and ensures additional safety and comfort.
- The balanced tool housing makes handling much easier - effortless work is guaranteed.

At the touch of a button:
Full force ahead!



Battery powered hydraulic crimping tools.

Battery powered Klauke crimping tools effortlessly make safe electrical connections. And thanks to their powerful 18 V Li-ion batteries and ergonomic product design, long periods of operation do not present a problem.

Klauke offers the right battery powered solution for the most diverse fields of application. For example, the Klauke® ultra+ is able to crimp conductors with cross-sections to 400 mm² at 120 kN. The Klauke mini+ is especially slim, and excels even in tight spaces.



Interface to the PC

PDF *i-press*®

The separate USB adapter PGA1 enables the data of all crimping operations to be readout for quality control via the optical interface and output as a PDF document on the laptop or PC.

Save time and energy – *with the retract stop function.*

- The retract stop function stops the automatic retraction on completion of a crimping operation - fully-automatic (ARS) for all crimping tools with 60 kN and 120 kN crimping force.

Benefits:

- For multiple applications, the ARS function allows the crimping tools to open automatically as far as needed for the next crimping operation to be started - with no time lost.

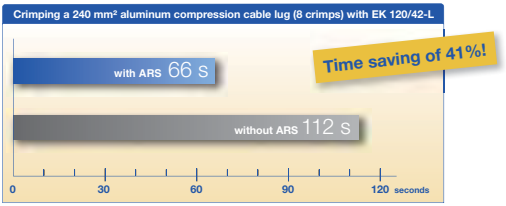

- **Intelligent Pressing System (IPS).**
- **Automatic retract stop (ARS).**
- **Crimping tools from 10 kN to 120 kN crimping force.**
- **Nominal cross sections up to 400 mm².**

Mini with added value: *Klauke mini+, the new generation.*



- All benefits of the established Klauke® mini design - now available as 4, 5 or 6-ton tool.
- Wide crimping range to 300 mm² (EKM 60/22-L).
- Additional technical features:
  integrated pressure measurement, 2-component housing, work area illumination, 18 V Li-ion technology, 18 V mains adapter NG 2/230 (accessories).

Benefits:

- The Klauke® mini+ combines a host of established benefits with the technical features of the new Safety Plus generation - making work even in the tightest spaces even more efficient and, thanks to **Intelligent Pressing System (IPS)**, safer too.
- At 300 mm², the Klauke® mini+ has the widest crimping range for rod-shaped crimping tools, thereby guaranteeing optimised productivity.

KLAUKE® ultra - *ultra safe, ultra efficient.*



- 6-ton tools in the Klauke® ultra series for 22-series dies and for dieless quad-point indent crimping with nominal cross-sections of up to 300 mm².
- All tools with Intelligent Pressing System (IPS).
- 4-point indent crimping with **Klauke's patented centring system** and automatic retract stop (ARS) - the ideal solution for crimping tubular cable lugs on fine and superfine stranded conductors.

More from Page 324.

Benefits:

- The 6-ton tools are comparatively lightweight and hence easy to handle.
- The guide system guarantees highest user safety since conductor and connecting material remain centred during crimping operation and bad crimps are practically excluded.
- ARS saves you time and energy as the piston stroke is reduced to a minimum during subsequent crimping operations.



KLAUKE® ultra+: *the Power-Plus packages.*

- 12-ton tools in the Klauke® ultra+ series for 13-series dies, for deep groove crimps and dieless indent crimps.
- **Wide crimping** with dies from the Klauke 13-series.
- With IPS, ARS, more powerful motors and balanced housing for more intelligence, more power and more comfort.

Benefits:

- The wide crimping profiles of the 13-series dies require up to 60% fewer crimps than the narrow crimping profiles of 6-ton tools.
- The new features and characteristics make the use of our crimping tools much simpler and, thanks to IPS, safer too.





EK 15/50 Battery powered crimping tool 0.14 - 50 mm²



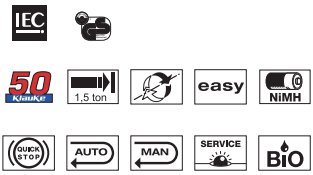



- **Steel head for extreme long life time**
- **Optimum crimping due to parallel guided crimping dies**

Characteristics

- For interchangeable dies, series 50
- Open crimping head, rotatable
- One-button operating concept for controlling all tooling functions
- Ergonomic design for convenient one-hand operation
- Lightweight for effortless operations
- Powerful NiMH battery technology
- Fast crimping cycles for efficient operations
- Quick motor stop for high user safety
- Automatic retraction when crimping is complete
- Manual retract in case of need
- Multi-function LED for maintenance control, charge level indicator of the battery and for data transmission via USB adapter
- Environmentally-friendly hydraulic oil, quickly biodegradable

Technical data	
Crimping force	13 kN
Stroke / opening width	9 mm
Crimping range	0.75 - 10 mm²
Crimping cycle	approx. 2 s
Number of crimps	approx. 220 at 10 mm² Cu
Battery voltage	9.6 V
Battery capacity	2.0 Ah, NiMH
Charging time	With fast charger 15 min., otherwise 40 min.
Weight incl. battery	1.6 kg
Ambient temperature	-20°C to +40 °C

Item	Part No.
Battery powered hydraulic crimping tool 0.14 - 16 mm²	**EK1550**

Scope of supply	Part No.	Page
Battery 9.6 V / 2.0 Ah, NiMH (19.6 Wh)	RAM2	397
Charger for NiCd and NiMH batteries	LG4F	399
Plastic case 450 x 370 x 105 mm	KK35B2	

Accessories	Part No.	Page
Battery 9.6 V / 3.0 Ah, NiMH (28.8 Wh)	RAM3	397
USB adapter	PGA1	408
Digital meter for force and pressure measurement	TC1U	406
Measuring adapter, series 50	MA50	406
Force sensor, 70 kN	TF70L	406
Quick charger for NiCd and NiMH batteries, 230 V mains power	LG5	399

Available dies for Series 50 for EK 15/50

Suitable for	Connection material	Crimping range mm²	Crimp profile	Page
Tubular cable lugs and connectors, Cu				
Tubular cable lugs and connectors, Cu, standard type		0.75 - 10		414
Tubular cable lugs and connectors for solid conductors, Cu		1.5 - 10		414
Terminals, connectors and pin terminals acc. to DIN - Cu				
Solderless terminals (DIN 46234) and pin terminals (DIN 46230) connectors (DIN 46341)		0.5 - 10		414
Insulated solderless terminals, insulated pin terminals		0.1 - 16		415
Cable end-sleeves				
Cable end-sleeves		0.14 - 50		414
Cable connections, insulated and non-insulated				
Insulated cable connections, double crimping		0.1 - 6		415
Insulated cable connections, single crimping		0.5 - 16		415
Non insulated receptacles		0.25 - 6		415
for pin and shielded receptacles, BNC connectors for coax cables RG 58,59,60 and 71				415
Turned pin connectors, pin receptacles		0.1 - 4		415

Please observe the restrictions in the technical index when crimping connectors!

EK 15/50 G Battery powered crimping tool 0.14 - 50 mm²



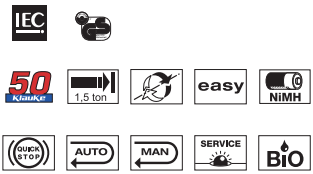



Slim crimping head - ideal when space is critical

Characteristics

- For interchangeable dies, series 50
- Open crimping head, rotatable
- One-button operating concept for controlling all tooling functions
- Ergonomic design for convenient one-hand operation
- Lightweight for effortless operations
- Powerful NiMH battery technology
- Fast crimping cycles for efficient operations
- Quick motor stop for high user safety
- Automatic retraction when crimping is complete
- Manual retract in case of need
- Multi-function LED for maintenance control, charge level indicator of the battery and for data transmission via USB adapter
- Environmentally-friendly hydraulic oil, quickly biodegradable

Technical data	
Crimping force	13 kN
Stroke / opening width	9 mm
Crimping range	0.14 - 50 mm²
Crimping cycle	approx. 2 s
Number of crimps	approx. 220 at 10 mm² Cu
Battery voltage	9.6 V
Battery capacity	2.0 Ah, NiMH
Charging time	With fast charger 15 min., otherwise 40 min.
Weight incl. battery	1.6 kg
Ambient temperature	-20°C to +40 °C

Item	Part No.
Battery powered hydraulic crimping tool 0.14 - 16 mm²	**EK1550G**

Scope of supply	Part No.	Page
Battery 9.6 V / 2.0 Ah, NiMH (19.6 Wh)	RAM2	397
Charger for NiCd and NiMH batteries	LG4F	399
Plastic case 450 x 370 x 105 mm	KK35B2	

Accessories	Part No.	Page
Battery 9.6 V / 3.0 Ah, NiMH (28.8 Wh)	RAM3	397
USB adapter	PGA1	408
Digital meter for force and pressure measurement	TC1U	406
Measuring adapter, series 50	MA50	406
Force sensor, 70 kN	TF70L	406
Quick charger for NiCd and NiMH batteries, 230 V mains power	LG5	399

Available dies for Series 50 for EK 15/50 G

Suitable for	Connection material	Crimping range mm²	Crimp profile	Page
Tubular cable lugs and connectors, Cu				
Tubular cable lugs and connectors, Cu, standard type		0.75 - 10		414
Tubular cable lugs and connectors for solid conductors, Cu		1.5 - 10		414
Terminals, connectors and pin terminals acc. to DIN - Cu				
Solderless terminals (DIN 46234) and pin terminals (DIN 46230) Cu, connectors (DIN 46341) Cu		0.5 - 10		414
Insulated solderless terminals, insulated pin terminals		0,1 - 16		415
Cable end-sleeves				
Cable end-sleeves		0.14 - 50		414
Cable connections, insulated and non-insulated				
Insulated cable connections, double crimping		0.1 - 6		415
Insulated cable connections, single crimping		0.5 - 16		415
Non insulated receptacles		0.25 - 6		415
for pin and BNC connectors for coax cables RG 58, 59, 62 and 71				415
Turned pin connectors, pin receptacles		0.1 - 4		415

Please observe the restrictions in the technical index when crimping connectors!

EKP 1 Battery powered crimping tool 0.14 - 16 mm²



- **Basic tool, Klauke Pro-Series**
- **Easy change of crimping heads without tools**

Characteristics

- Compatible with all crimping heads of the Klauke Pro-Series
- Crimping heads rotatable
- One-button operating concept for controlling all tooling functions
- Ergonomic design for convenient one-hand operation
- Lightweight for effortless operations
- Powerful NiMH battery technology
- Fast crimping cycles for efficient operations
- Quick motor stop for high user safety
- Automatic retraction when crimping is complete
- Manual retract in case of need
- Multi-function LED for maintenance control, charge level indicator of the battery and for data transmission via USB adapter
- Environmentally-friendly hydraulic oil, quickly biodegradable

IEC

1,5 ton | easy | NiMH | QUICK STOP

AUTO | MAN | SERVICE | BIO



Technical data	
Crimping force	10 kN
Stroke / opening width	9 mm
Crimping range	0.5 - 10 mm²
Crimping cycle	approx. 2 s
Number of crimps	approx. 220 at 10 mm² Cu
Battery voltage	9.6 V
Battery capacity	2.0 Ah, NiMH
Charging time	With fast charger 15 min., otherwise 40 min.
Weight incl. battery	1.3 kg
Ambient temperature	-20°C to +40 °C

Item	Part No.
Battery powered hydraulic crimping tool 0.14 - 16 mm²	**EKP1**

Scope of supply	Part No.	Page
Battery 9.6 V / 2.0 Ah, NiMH (19.6 Wh)	RAM2	397
Charger for NiCd and NiMH batteries	LG4F	399
Plastic case 450 x 370 x 105 mm	KKEKP1B	

Accessories	Part No.	Page
Quick charger for NiCd and NiMH batteries, 230 V mains power	LG5	399
Battery 9.6 V / 3.0 Ah, NiMH (28.8 Wh)	RAM3	397
USB adapter	PGA1	408

	Suitable for	Crimping range mm²	Crimp profile	Part No.
Crimping heads for cable end-sleeves				
	Cable end-sleeves, trapezoid crimping	0.14 - 6		**KP312**
	Cable end-sleeves, square crimping	0.14 -10		**KP303**
	Cable end-sleeves, square crimping	10 - 16		**KP304**
	Cable end-sleeves, round crimping	0.14 - 2.5		**KP350**
	Cable end-sleeves, round crimping for narrow chamber sizes	1.5 - 6		**KP351**
	Cable end-sleeves, round crimping for narrow chamber sizes	10 - 16		**KP352**
	Cable end-sleeves DIN 46228, part 2, roll-crimping	0.5 - 2.5		**KP66**
Crimping heads for insulated cable connections				
	Insulated cable connections (yellow and red)	0.1 - 1		**KP80**
	Insulated cable connections (red and blue)	0.5 - 2.5		**KP81**
	Insulated cable connections (red, yellow, blue)	0.5 - 6		**KP82**
	Insulated cable connections (yellow)	4 - 6		**KP83**
Crimping heads for tubular cable lugs and terminals				
	Tubular cable lugs and solderless terminals	0.5 - 6		**KP232**
	Tubular cable lugs and solderless terminals	4 - 10		**KP242**
Crimping heads for photovoltaic				
	Connector for photovoltaics 3 mm dia.	2.5 - 4		**KP90MC31**
Crimping heads for receptacles				
	Part No. 3720. Receptacles 6.3 x 0.8 mm with lateral conductor connector	0.5 - 1		**KP631**
	Part No. 3725, receptacles 6.3 x 0.8 mm with lateral conductor connector	0.5 - 1.5		**KP64**
	Part No. 3735, receptacles 6.3 x 0.8 mm with lateral conductor connector	1.5 - 2.5		**KP632**
	For receptacles 2.8 mm tab width	0.1 - 1		**KP67**
	For receptacles 4.8 mm tab width	0.5 - 2.5		**KP65**
	For receptacles 6.3 mm tab width	0.5 - 2.5		**KP68**

EK 35/4 Battery powered crimping tool 6 - 150 mm²



- Large cross section range up to 150 mm²
- Slim crimping head - ideal when space is critical

Characteristics

- For interchangeable dies, series 4, narrow crimping
- Closed crimping head, flip top style, rotatable
- One-button operating concept for controlling all tooling functions
- Ergonomic design for convenient one-hand operation
- Lightweight for effortless operations
- Powerful NiMH battery technology
- Fast crimping cycles for efficient operations
- Quick motor stop for high user safety
- Automatic retraction when crimping is complete
- Manual retract in case of need
- Multi-function LED for maintenance control, charge level indicator of the battery and for data transmission via USB adapter
- Environmentally-friendly hydraulic oil, quickly biodegradable

Technical data	
Crimping force	35 kN
Stroke / opening width	9 mm
Crimping range	6 - 150 mm²
Crimping cycle	3 s to 4 s (depending on cross-section)
Number of crimps	approx. 140 at 120 mm² Cu
Battery voltage	9.6 V
Battery capacity	2.0 Ah, NiMH
Charging time	With fast charger 15 min., otherwise 40 min.
Weight incl. battery	1.7 kg
Ambient temperature	-20°C to +40 °C

Item	Part No.
Battery powered hydraulic crimping tool 6 - 150 mm²	**EK354**

Scope of supply	Part No.	Page
Battery 9.6 V / 2.0 Ah, NiMH (19.6 Wh)	RAM2	397
Charger for NiCd and NiMH batteries	LG4F	399
Plastic case 450 x 370 x 105 mm	KK35B2	

Accessories	Part No.	Page
Digital meter for force and pressure measurement	TC1U	406
Battery 9.6 V / 3.0 Ah, NiMH (28.8 Wh)	RAM3	397
USB adapter	PGA1	408
Measuring adapter, series 4	MA4	406
Force sensor, 70 kN	TF70L	406
Quick charger for NiCd and NiMH batteries, 230 V mains power	LG5	399

Variants	Part No.	Page
EK 35/4 with crimping die set HR 4 from 6 - 150 mm²	EK354SETHR	
EK 35/4 with crimping die set HD 4 from 6 - 120 mm²	EK354SETHD	

Available dies for Series 4 for EK 35/4

Suitable for	Connection material	Crimping range mm²	Crimp profile	Page
Tubular cable lugs and connectors, Cu				
Tubular cable lugs and connectors blue connection for compacted conductors acc. to VDE 0295, class 2		6 - 150		416
Tubular cable lugs and connectors, standard type, tubular cable lugs for switchgear connections		6 - 150		417
Insulated tubular cable lugs and compression joints, standard type, insulated pin terminals		10 - 70		417
Tubular cable lugs and connectors for fine stranded conductors		10 - 35		418
Tubular cable lugs and compression joints for solid conductors		1.5 - 16		418
Tubular cable lugs and connectors, Ni, stainless steel				
Tubular cable lugs and connectors, stainless steel		0.5 - 16		418
Tubular cable lugs and connectors, Ni		0.5 - 16		418
Copper compression cable lugs and connectors acc. to DIN				
Copper compression cable lugs (DIN 46235) and connectors (DIN 46267, part 1) Cu		6 - 120		418
Terminals, connectors and pin terminals acc. to DIN - Cu				
Solderless terminals (DIN 46234) and pin terminals (DIN 46230) Cu, connectors (DIN 46341)		10 - 35		419
Insulated solderless terminals and pin terminals		10 - 16		419
Sleeves for compacted conductors and sector shaped conductors, Cu				
Pre-rounding crimping dies for Al and Cu sector shaped conductors		10 sm - 150 se /120 sm		419
Aluminum Compression cable lugs and connectors acc. to DIN				
Aluminum Compression cable lugs and connectors acc. to DIN		10 - 70		420
Compression joints for full tension connections of Aldrey cables acc. to DIN EN 50182		25 - 50		420
Compression cable lugs and connectors - Al/Cu				
Compression cable lugs and connectors - Al/Cu		10 - 70		420
Clamps				
Clamps, C-type		4 - 35		420
Cable end-sleeves				
Cable end-sleeves		10 - 50		420
Twin cable end-sleeves		2 x 4 - 2 x 16		421
Cable end-sleeves, trapezodial, for fine stranded conductors		10 - 50		421
Twin cable end-sleeves, trapezodial, for fine stranded conductors		2 x 4 - 2 x 16		421

Please observe the restrictions in the technical index when crimping connectors!

EK 35/4-L Battery powered crimping tool 6 - 150 mm²



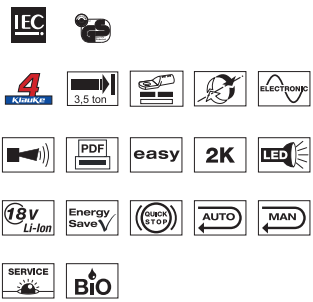



NEW



- Large cross section range up to 150 mm²
- Slim crimping head - ideal when space is critical
- High-performance 18V Lithium-ion battery with high capacity and extremely short charging time
- Equally efficient and safe working due to the benefits of Generation Safety Plus

Characteristics

- For interchangeable dies, series 4, narrow crimping
- Closed crimping head, flip top style, rotatable
- Electronic control and monitoring of crimping operation
- Integrated pressure measurement with visual and audible signals in case of failure
- Evaluation function using optical interface and USB adapter
- One-button operating concept for controlling all tooling functions
- Ergonomic 2-component plastic housing with soft linings for comfortable and safe one-hand operation
- Lightweight for effortless operations
- LED for workplace illumination
- High-performance motors for fast crimping cycles and efficient operations
- Energy saving function by stopping motor after successful crimping process
- Quick motor stop for high user safety
- Automatic retraction when crimping is complete
- Manual retract in case of need
- Multi-function LED for maintenance control, charge level indicator of the battery and for data transmission via USB adapter
- Environmentally-friendly hydraulic oil, quickly biodegradable

Technical data	
Crimping force	35 kN
Stroke	9 mm
Crimping range	6 - 150 mm²
Crimping cycle	3 s to 4 s (depending on cross-section)
Number of crimps	approx. 140 at 120 mm² Cu
Battery voltage	18 V
Battery capacity	1.3 Ah, Li-Ion
Charging time	15 min.
Weight incl. battery	2.5 kg
Ambient temperature	-10°C to +40 °C

Item	Part No.
Battery powered hydraulic crimping tool 6 - 150 mm²	**EK354L**

Scope of supply	Part No.	Page
Battery 18 V / 1.3 Ah, Li-Ion (23.4 Wh)	RAL1	398
Quick-charger for 18V Li-Ion batteries, 230 V	LGL1	400
Plastic case	KK50L	

Accessories	Part No.	Page
Battery 18 V / 3.0 Ah, Li-Ion (54 Wh)	RAL2	398
USB adapter	PGA1	408
Digital meter for force and pressure measurement	TC1U	406
Measuring adapter, series 4	MA4	406
Force sensor, 70 kN	TF70L	406
18 V mains adapter for 240 V Voltage	NG2230	399

Variants	Part No.	Page
L-BOXX with battery powered hydraulic crimping tool EK354L, 0.5 - 150 mm²	LBOXXEK354L	

Available dies for Series 4 for EK 35/4-L

Suitable for	Connection material	Crimping range mm²	Crimp profile	Page
Tubular cable lugs and connectors, Cu				
Tubular cable lugs and connectors blue connection for compacted conductors acc. to VDE 0295, class 2		6 - 150		416
Tubular cable lugs and connectors, Cu, standard type, tubular cable lugs for switchgear connections		6 - 150		417
Insulated tubular cable lugs and compression joints, standard type, insulated pin terminals		10 - 70		417
Tubular cable lugs and connectors for fine stranded conductors		10 - 35		418
Tubular cable lugs and compression joints for solid conductors		1.5 - 16		418
Tubular cable lugs and connectors, Ni, stainless steel				
Tubular cable lugs and connectors, stainless steel		0.5 - 16		418
Tubular cable lugs and connectors, Ni		0.5 - 16		418
Copper compression cable lugs and connectors acc. to DIN				
Copper compression cable lugs (DIN 46235) and connectors (DIN 46267, part 1) Cu		6 - 120		418
Terminals, connectors and pin terminals acc. to DIN - Cu				
Solderless terminals (DIN 46234) and pin terminals (DIN 46230) Cu, connectors (DIN 46341) Cu		10 - 35		419
Insulated solderless terminals and pin terminals		10 - 16		419
Sleeves for compacted conductors and sector shaped conductors, Cu				
Pre-rounding crimping dies for Al and Cu sector shaped conductors		10 sm - 150 se / 120 sm		419
Aluminum compression cable lugs and connectors acc. to DIN				
Aluminum compression cable lugs and connectors acc. to DIN		10 - 70		420
Compression joints for full tension connections of Aldrey cables acc. to DIN EN 50182		25 - 50		420
Aluminum/copper compression cable lugs and connectors				
Aluminum/copper compression cable lugs and connectors		10 - 70		420
Clamps				
Clamps, C-type		4 - 35		420
Cable end-sleeves				
Cable end-sleeves		10 - 50		420
Twin cable end-sleeves		2 x 4 - 2 x 16		421
Cable end-sleeves, trapezodial, for fine stranded conductors		10 - 50		421
Twin cable end-sleeves, trapezodial, for fine stranded conductors		2 x 4 - 2 x 16		421

Please observe the restrictions in the technical index when crimping connectors!

EK 50/5-L Battery powered crimping tool 6 - 240 mm²



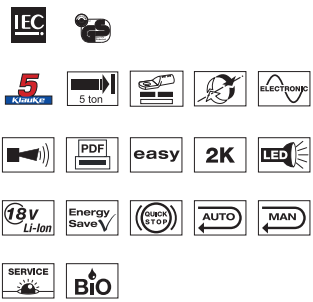



NEW



- **High-performance crimping tool of the Klauke mini+ series - very large crimp range up to 240 mm² (tubular cable lugs only)**
- **Increased safety, performance and comfort through "Intelligent Pressing System" (IPS)**
- **Up to 95 mm² just one die for processing of 2 cross sections - only for tubular and compression cable lugs and connectors**

Characteristics

- For interchangeable dies, series 5, narrow crimping
- Closed crimping head, flip top style, rotatable
- Electronic control and monitoring of crimping operation
- Integrated pressure measurement with visual and audible signals in case of failure
- Evaluation function using optical interface and USB adapter
- One-button operating concept for controlling all tooling functions
- Ergonomic 2-component plastic housing with soft linings
- Lightweight for effortless operations
- LED for workplace illumination
- High-performance 18V Li-ion battery with high capacity
- High-performance motors for fast crimping cycles and efficient operations
- Energy saving function by stopping motor after successful crimping process
- Quick motor stop for high user safety
- Automatic retraction when crimping is complete
- Manual retract in case of need
- Multi-function LED for maintenance control, charge level indicator of the battery and for data transmission via USB adapter
- Environmentally-friendly hydraulic oil, quickly biodegradable

Technical data	
Crimping force	50 kN
Stroke / opening width	12 mm
Crimping range	6 - 240 mm²
Crimping cycle	4 s to 5 s (depending on cross-section)
Number of crimps	approx. 300 at 150 mm² Cu DIN
Battery voltage	18 V
Battery capacity	1.3 Ah, Li-Ion
Charging time	480 x 500 x 360 min.
Weight incl. battery	2.4 kg
Ambient temperature	-10°C to +40 °C

Item	Part No.
Battery powered hydraulic crimping tool 6 - 240 mm²	**EK505L**

Scope of supply	Part No.	Page
Battery 18 V / 1.3 Ah, Li-Ion (23.4 Wh)	RAL1	398
Quick-charger for 18V Li-Ion batteries, 230 V	LGL1	400
Plastic case	KK50L	

Accessories	Part No.	Page
Battery 18 V / 3.0 Ah, Li-Ion (54 Wh)	RAL2	398
18 V mains adapter for 240 V Voltage	NG2230	399
USB adapter	PGA1	408
Digital meter for force and pressure measurement	TC1U	406
Measuring adapter, series 5	MA5	406
Force sensor, 70 kN	TF70L	406

Variants	Part No.	Page
EK 50/5-L with crimping die set HR 5 from 6 - 240 mm²	EK505LSETHR	
EK 50/5-L with crimping die set HD 5 from 6 - 185 mm²	EK505LSETHD	
L-BOXX with battery powered hydraulic crimping tool EK505L, 6 - 240 mm²	LBOXXEK505L	

Available dies for Series 5 for EK 50/5-L

Suitable for	Connection material	Crimping range mm²	Crimp profile	Page
Tubular cable lugs and connectors, Cu				
Tubular cable lugs and connectors blue connection for compacted conductors acc. to VDE 0295, class 2		6 - 185		422
Tubular cable lugs and connectors, Cu, standard type		6 - 240		422
Insulated tubular cable lugs and connectors, insulated pin terminals		10 - 95		423
Tubular cable lugs and connectors for fine stranded conductors		10 - 50		423
Compression cable lugs and connectors acc. to DIN - Cu				
Copper compression cable lugs (DIN 46235) and connectors (DIN 46267, part 1) Cu		6 - 185		423
Terminals, connectors and pin terminals acc. to DIN - Cu				
Solderless terminals (DIN 46234) and pin terminals (DIN 46230)		10 - 50		424
Sleeves for compacted conductors and sector shaped conductors, Cu				
Pre-rounding crimping dies for Al and Cu sector shaped conductors		10 sm - 300 se / 240 sm		424
Aluminum compression cable lugs and connectors acc. to DIN				
Aluminum compression cable lugs and connectors acc. to DIN		10 - 150		425
Compression joints for full tension connections of Aldrey cables acc. to DIN EN 50182		25 - 95		425
Clamps				
Clamps, C-type		16 - 35		425
Cable end-sleeves				
Cable end-sleeves		10 - 95		425
Twin cable end-sleeves		2 x 4 - 2 x 16		426
Cable end-sleeves, trapezodial, for fine stranded conductors		10 - 95		426
Twin cable end-sleeves, trapezodial, for fine stranded conductors		2 x 4 - 2 x 16		426

Please observe the restrictions in the technical index when crimping connectors!

EK 50/18-L Battery powered crimping tool 6 - 185 mm²



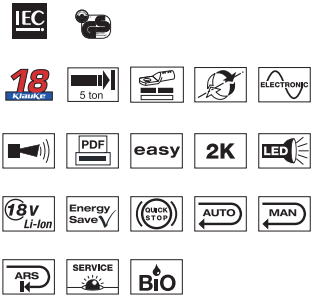



- For dies acc. to DIN 48083, page 1
- Increased safety, performance and comfort through "Intelligent Pressing System" (IPS)
- With automatic retract stop (ARS) for fast crimping cycles

Characteristics

- For interchangeable dies, series 18, narrow crimping
- Open C-crimping head, rotatable
- Electronic control and monitoring of crimping operation
- Integrated pressure measurement with visual and audible signals in case of failure
- Evaluation function using optical interface and USB adapter
- One-button operating concept for controlling all tooling functions
- Ergonomic 2-component plastic housing with soft linings
- Lightweight for effortless operations
- LED for workplace illumination
- High-performance 18V Li-ion battery with high capacity
- High-performance motors for fast crimping cycles and efficient operations
- Energy saving function by stopping motor after successful crimping process
- Quick motor stop for high user safety
- Automatic retraction when crimping is complete
- Manual retract in case of need
- Automatic retract stop (ARS) for positioning control in case of multiple crimpings
- Multi-function LED for maintenance control, charge level indicator of the battery and for data transmission via USB adapter
- Environmentally-friendly hydraulic oil, quickly biodegradable

Technical data	
Crimping force	50 kN
Stroke / opening width	17 mm
Crimping range	6 - 185 mm²
Crimping cycle	5 s to 6 s (depending on cross-section)
Number of crimps	approx. 160 at 150 mm² Cu DIN
Battery voltage	18 V
Battery capacity	1.3 Ah, Li-Ion
Charging time	15 min.
Weight incl. battery	2.8 kg
Ambient temperature	-10°C to +40 °C

Item	Part No.
Battery powered hydraulic crimping tool 6 - 185 mm²	**EK5018L**

Scope of supply	Part No.	Page
Battery 18 V / 1.3 Ah, Li-Ion (23.4 Wh)	RAL1	398
Quick-charger for 18V Li-Ion batteries, 230 V	LGL1	400
Plastic case	KK50L	

Accessories	Part No.	Page
Battery 18 V / 3.0 Ah, Li-Ion (54 Wh)	RAL2	398
18 V mains adapter for 240 V Voltage	NG2230	399
USB adapter	PGA1	408
Digital meter for force and pressure measurement	TC1U	406
Measuring adapter, series 18	MA18	406
Force sensor, 70 kN	TF70L	406

Available dies for Series 18 for EK 50/18-L

Suitable for	Connection material	Crimping range mm²	Crimp profile	Page
Tubular cable lugs and connectors, Cu				
Tubular cable lugs and connectors, Cu, standard type, tubular cable lugs for switchgear connections		6 - 185		427
Insulated tubular cable lugs and compression joints, insulated pin terminals		10 - 95		427
Tubular cable lugs and connectors for fine stranded conductors		10 - 50		428
Tubular cable lugs and connectors for solid conductors		1.5 - 16		428
Compression cable lugs and connectors acc. to DIN - Cu				
Copper compression cable lugs (DIN 46235) and compression joints (DIN 46267, part 1)		6 - 185		428
Terminals, connectors and pin terminals acc. to DIN - Cu				
Solderless terminals (DIN 46234) and pin terminals (DIN 46230), solderless connectors (DIN 46341) Cu		10 - 70		429
Insulated solderless terminals and pin terminals		10 - 50		429
Sleeves for compacted conductors and sector shaped conductors, Cu				
Pre-rounding crimping dies for Al and Cu sector shaped conductors		10 sm - 240 se / 185 sm		429
Aluminum compression cable lugs and connectors acc. to DIN				
Aluminum compression cable lugs and connectors acc. to DIN		10 - 185		430
Compression joints for full tension connections of Aldrey cables acc. to DIN EN 50182		25 - 95		430
Aluminum/copper compression cable lugs and connectors				
Aluminum/copper compression cable lugs and connectors		10 - 185		430
Clamps				
Clamps, C-type		4 - 50		430
Cable end-sleeves				
Cable end-sleeves		10 - 95		431
Twin cable end-sleeves		2 x 4 - 2 x 16		431
Cable end-sleeves, trapezodial, for fine stranded conductors		10 - 95		431
Twin cable end-sleeves, trapezodial, for fine stranded conductors		2 x 4 - 2 x 16		432
Cutting die				
Cutting range 18 mm		18 mm dia.		432

Please observe the restrictions in the technical index when crimping connectors!

EKM 60/22-L Battery powered crimping tool 6 - 300 mm²



- Large crimping range up to 300 mm²
- Slim crimping head - ideal when space is critical
- Automatic retract stop (ARS) for positioning control in case of multiple crimpings

Characteristics

- For interchangeable dies, series 22, narrow crimping
- Closed crimping head, flip top style, rotatable
- Electronic control and monitoring of crimping operation
- Integrated pressure measurement with visual and audible signals in case of failure
- Evaluation function using optical interface and USB adapter
- One-button operating concept for controlling all tooling functions
- Ergonomic 2-component plastic housing with soft linings for comfortable and safe one-hand operation
- Balanced centre of gravity for easy handling and effortless operations
- LED for workplace illumination
- High-performance 18V Lithium-ion battery with high capacity and extremely short charging time
- High-performance motors for maximum operating speed
- Quick motor stop for high user safety
- Automatic retraction when crimping is complete
- Manual retract in case of need
- Automatic retract stop (ARS) for positioning control in case of multiple crimpings
- Multi-function LED for maintenance control, charge level indicator of the battery and for data transmission via USB adapter
- Environmentally-friendly hydraulic oil, quickly biodegradable

Technical data	
Crimping force	60 kN
Stroke	17.5 mm
Crimping range	6 - 300 mm²
Crimping cycle	2 s (for ARS) to 5 s (depending on cross-section)
Number of crimps	approx. 150 - 200 at 150 mm² Cu DIN
Battery voltage	18 V
Battery capacity	1.3 Ah, Li-Ion
Charging time	15 min.
Weight incl. battery	3.0 kg
Ambient temperature	-10°C to +40 °C

Item	Part No.
Battery powered hydraulic crimping tool 6 - 300 mm²	**EKM6022L**

Scope of supply	Part No.	Page
Battery 18 V / 1.3 Ah, Li-Ion (23.4 Wh)	RAL1	398
Quick-charger for 18V Li-Ion batteries, 230 V	LGL1	400
Plastic case	KK50L	

Accessories	Part No.	Page
Battery 18 V / 3.0 Ah, Li-Ion (54 Wh)	RAL2	398
18 V mains adapter for 240 V Voltage	NG2230	399
USB adapter	PGA1	408
Digital meter for force and pressure measurement	TC1U	406
Measuring adapter, series 22	MA22	406
Force sensor, 70 kN	TF70L	406

Variants	Part No.	Page
L-BOXX with battery powered hydraulic crimping tool EKM6022L, 6 - 300 mm²	LBOXXEKM6022L	





Available dies for Series 22 for EKM 60/22-L

Suitable for	Connection material	Crimping range mm²	Crimp profile	Page
Tubular cable lugs and connectors, Cu				
Tubular cable lugs and connectors blue connection for compacted conductors acc. to VDE 0295, class 2		6 - 300		433
Tubular cable lugs and connectors, Cu, standard type, tubular cable lugs for switchgear connections		6 - 300		434
Insulated tubular cable lugs and connectors, insulated pin terminals		10 - 150		434
Tubular cable lugs and connectors for fine stranded conductors		10 - 70		435
Tubular cable lugs and connectors for solid conductors		1.5 - 16		435
Tubular cable lugs and connectors, Ni, stainless steel				
Tubular cable lugs and connectors, stainless steel		0.5 - 16		435
Tubular cable lugs and connectors, Ni		10 - 50		435
Compression cable lugs and connectors acc. to DIN - Cu				
Compression cable lugs (DIN 46235) and connectors (DIN 46267, part 1) Cu		6 - 300		436
Double compression cable lugs		2 x 50 - 2 x 70		436
Terminals, connectors and pin terminals acc. to DIN - Cu				
Terminals (DIN 46234) and pin terminals (DIN 46230) Cu, solderless connectors (DIN 46341) Cu		10 - 70		437
Insulated terminals and pin terminals		10 - 70		437
Sleeves for compacted conductors and sector shaped conductors, Cu				
Pre-rounding crimping dies for Al and Cu sector shaped conductors		10 sm - 300 se / 240 sm		437
Aluminum compression cable lugs and connectors acc. to DIN				
Aluminum compression cable lugs and connectors acc. to DIN		10 - 300		438
Compression joints for full tension connections of Aldrey cables acc. to DIN EN 50182, Al conductors DIN EN 50182, 120 - 185 mm²		25 - 185		438
Compression joints acc. to DIN 48085, part 3 for Al-steel cables acc. to DIN EN 50182, aluminum crimping		25/4 - 120/20		439
Compression joints acc. to DIN 48085, part 3 for Al-steel cables acc. to DIN EN 50182, steel crimping		25/4 - 120/20		439
Aluminum/copper compression cable lugs and connectors				
Aluminum/copper compression cable lugs and connectors		10 - 300		438
Clamps				
Clamps, C-type		4 - 50		439
Clamps, H-type		70		439
Cable end-sleeves				
Cable end-sleeves		10 - 240		440
Twin cable end-sleeves		2 x 4 - 2 x 16		440
Cable end-sleeves, trapezodial, for fine stranded conductors		10 - 240		440
Twin cable end-sleeves, trapezodial, for fine stranded conductors		2 x 4 - 2 x 16		441

Please observe the restrictions in the technical index when crimping connectors!

EK 60/22-L Battery powered crimping tool 6 - 300 mm²



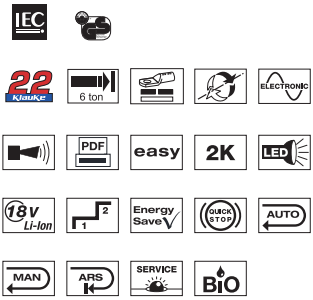



- **Superior performance by special strong motor, 2-stage hydraulic system and 18V / 3.0 Ah Li-Ion battery**
- **Large crimping range up to 300 mm²**
- **Slim crimping head - ideal when space is critical**

Characteristics

- For interchangeable dies, series 22, narrow crimping
- Closed crimping head, flip top style, rotatable
- Electronic control and monitoring of crimping operation
- Integrated pressure measurement with visual and audible signals in case of failure
- Evaluation function using optical interface and USB adapter
- One-button operating concept for controlling all tooling functions
- Ergonomic 2-component plastic housing with soft linings
- Balanced centre of gravity for easy handling
- LED for workplace illumination
- High-performance 18V Li-ion battery with high capacity
- High-performance motors for maximum operating speed
- 2-stage hydraulic system with fast feed and power stroke
- Energy saving function by stopping motor after successful crimping process
- Quick motor stop for high user safety
- Automatic retraction when crimping is complete
- Manual retract in case of need
- Automatic retract stop (ARS) for positioning control in case of multiple crimpings
- Multi-function LED for maintenance control, charge level indicator of the battery and for data transmission via USB adapter
- Environmentally-friendly hydraulic oil, quickly biodegradable

Technical data	
Crimping force	60 kN
Stroke / opening width	17 mm
Crimping range	6 - 300 mm²
Crimping cycle	3 s to 5 s (depending on cross-section)
Number of crimps	approx. 300 at 150 mm² Cu DIN
Battery voltage	18 V
Battery capacity	3.0 Ah, Li-Ion
Charging time	22 min.
Weight incl. battery	4.2 kg
Ambient temperature	-12°C to +40 °C

Item	Part No.
Battery powered hydraulic crimping tool 6 - 300 mm²	**EK6022L**

Scope of supply	Part No.	Page
Battery 18 V / 3.0 Ah, Li-Ion (54 Wh)	RAL2	398
Quick-charger for 18V Li-Ion batteries, 230 V	LGL1	400
Plastic case	KK120L	

Accessories	Part No.	Page
18 V mains adapter for 240 V Voltage	NG2230	399
USB adapter	PGA1	408
Digital meter for force and pressure measurement	TC1U	406
Measuring adapter, series 22	MA22	406
Force sensor, 70 kN	TF70L	406

Variants	Part No.	Page
EK 60/22-L with crimping die set R 22 from 16 - 240 mm²	EK6022LSETR	
EK 60/22-L with crimping die set D 22 from 16 - 240 mm²	EK6022LSETD	

Available dies for Series 22 for EK 60/22-L

Suitable for	Connection material	Crimping range mm²	Crimp profile	Page
Tubular cable lugs and connectors, Cu				
Tubular cable lugs and connectors blue connection for compacted conductors acc. to VDE 0295, class 2		6 - 300		433
Tubular cable lugs and connectors, Cu, standard type, tubular cable lugs for switchgear connections		6 - 300		434
Insulated tubular cable lugs and connectors, insulated pin terminals		10 - 150		434
Tubular cable lugs and connectors for fine stranded conductors		10 - 70		435
Tubular cable lugs and connectors for solid conductors		1.5 - 16		435
Tubular cable lugs and connectors, Ni, stainless steel				
Tubular cable lugs and connectors, stainless steel		0.5 - 16		435
Tubular cable lugs and connectors, Ni		10 - 50		435
Compression cable lugs and connectors acc. to DIN - Cu				
Compression cable lugs (DIN 46235) and connectors (DIN 46267, part 1) Cu		6 - 300		436
Double crimping compression cable lugs		2 x 50 - 2 x 70		436
Terminals, connectors and pin terminals acc. to DIN - Cu				
Terminals (DIN 46234) and pin terminals (DIN 46230) Cu, solderless connectors (DIN 46341) Cu		10 - 70		437
Insulated terminals and pin terminals		10 - 70		437
Sleeves for compacted conductors and sector shaped conductors, Cu				
Pre-rounding crimping dies for Al and Cu sector shaped conductors		10 sm - 300 se / 240sm		437
Aluminum compression cable lugs and connectors acc. to DIN				
Aluminum compression cable lugs and connectors acc. to DIN		10 - 300		438
Compression joints for full tension connections of Aldrey cables acc. to DIN EN 50182, Al conductors DIN EN 50182, 120 - 185 mm²		25 - 185		438
Compression joints acc. to DIN 48085, part 3 for Al-steel cables acc. to DIN EN 50182, aluminum crimping		25/4 - 120/20		439
Compression joints acc. to DIN 48085, part 3 for Al-steel cables acc. to DIN EN 50182, steel crimping		25/4 - 120/20		439
Aluminum/copper compression cable lugs and connectors				
Aluminum/copper compression cable lugs and connectors		10 - 300		438
Clamps				
Clamps, C-type		4 - 50		439
Clamps, H-type		70		439
Cable end-sleeves				
Cable end-sleeves		10 - 240		440
Twin cable end-sleeves		2 x 4 - 2 x 16		440
Cable end-sleeves, trapezodial, for fine stranded conductors		10 - 240		440
Twin cable end-sleeves, trapezodial, for fine stranded conductors		2 x 4 - 2 x 16		441

Please observe the restrictions in the technical index when crimping connectors!

EK 60 VP-L Battery powered crimping tool 10 - 240 mm²



- **The patented centring system guarantees every time optimum crimping results**
- **With automatic retract stop (ARS) for fast crimping cycles**
- **Suitable for crimping tubular cable lugs and connectors "standard type" and fine and superfine stranded conductors to 240 mm²**

Characteristics

- Quad-point indent crimping feature with patented centring system, no dies required
- Open crimping head, rotatable
- Electronic control and monitoring of crimping operation
- Integrated pressure measurement with visual and audible signals in case of failure
- Evaluation function using optical interface and USB adapter
- One-button operating concept for controlling all tooling functions
- Ergonomic 2-component plastic housing with soft linings
- Balanced centre of gravity for easy handling
- LED for workplace illumination
- High-performance 18V Li-ion battery with high capacity
- High-performance motors for maximum operating speed
- 2-stage hydraulic system with fast feed and power stroke
- Energy saving function by stopping motor after successful crimping process
- Quick motor stop for high user safety
- Automatic retraction when crimping is complete
- Manual retract in case of need
- Automatic retract stop (ARS) for positioning control in case of multiple crimpings
- Multi-function LED for maintenance control, charge level indicator of the battery and for data transmission via USB adapter
- Environmentally-friendly hydraulic oil, quickly biodegradable

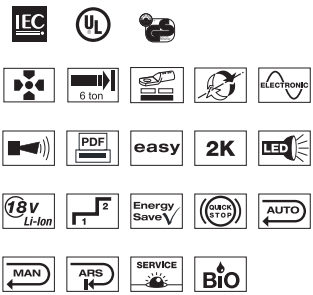



Technical data	
Crimping force	55 kN
Crimping range	10 - 240 mm²
Crimping cycle	3 s to 6 s (depending on cross-section)
Number of crimps	approx. 300 at 150 mm² Cu
Battery voltage	18 V
Battery capacity	3.0 Ah, Li-Ion
Charging time	22 min.
Weight incl. battery	4.8 kg
Ambient temperature	-12°C to +40 °C

Item	Part No.
Battery powered hydraulic crimping tool 10 - 240 mm²	**EK60VPL**

Scope of supply	Part No.	Page
Battery 18 V / 3.0 Ah, Li-Ion (54 Wh)	RAL2	316
Quick-charger for 18V Li-Ion batteries, 230 V	LGL1	400
Plastic case	KK120L	

Accessories	Part No.	Page
18 V mains adapter for 240 V Voltage	NG2230	399
USB adapter	PGA1	408
Digital meter for force and pressure measurement	TC1U	406
Measuring adapter VP	MAVP	406
Force sensor, 70 kN	TF70L	406
Gauge and 10 test cylinder	TS10B	

Suitable for	Connection material	Crimping range mm²	Crimp profile
Tubular cable lugs standard type and tubular cable lugs for switchgear connections		10 - 240	
Connectors, Standard type		10 - 120	
Tubular cable lugs for fine stranded conductors		10 - 240	
Connector for fine stranded conductors		10 - 95	

EK 60 VP/FT-L Battery powered crimping tool 16 - 300 mm²

- **The patented centring system guarantees every time optimum crimping results**
- **Closed crimping head - ideal for utility lines construction**
- **With automatic retract stop (ARS) for fast crimping cycles**
- **Suitable for crimping tubular cable lugs and connectors "standard type" and fine and superfine stranded conductors to 300 mm²**



Characteristics

- Quad-point indent crimping feature with patented centring system, no dies required
- Closed crimping head with bolt interlock, rotatable, flip top style
- Electronic control and monitoring of crimping operation
- Integrated pressure measurement with visual and audible signals in case of failure
- Evaluation function using optical interface and USB adapter
- One-button operating concept for controlling all tooling functions
- Ergonomic 2-component plastic housing with soft linings
- Balanced centre of gravity for easy handling
- LED for workplace illumination
- High-performance 18V Li-ion battery with high capacity
- High-performance motors for maximum operating speed
- 2-stage hydraulic system with fast feed and power stroke
- Energy saving function by stopping motor after successful crimping process
- Quick motor stop for high user safety
- Automatic retraction when crimping is complete
- Manual retract in case of need
- Automatic retract stop (ARS) for positioning control in case of multiple crimpings
- Multi-function LED for maintenance control, charge level indicator of the battery and for data transmission via USB adapter
- Environmentally-friendly hydraulic oil, quickly biodegradable

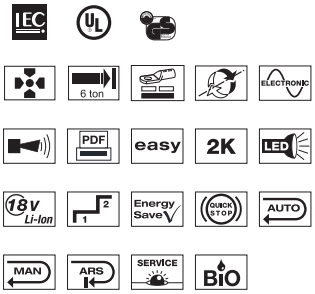

Technical data	
Crimping force	55 kN
Crimping range	16 - 300 mm²
Crimping cycle	3 s to 6 s (depending on cross-section)
Number of crimps	approx. 300 at 150 mm² Cu
Battery voltage	18 V
Battery capacity	3.0 Ah, Li-Ion
Charging time	22 min.
Weight incl. battery	4.9 kg
Ambient temperature	-12°C to +40 °C

Item	Part No.
Battery powered hydraulic crimping tool 16 - 300 mm²	**EK60VPFTL**

Scope of supply	Part No.	Page
Battery 18 V / 3.0 Ah, Li-Ion (54 Wh)	RAL2	398
Quick-charger for 18V Li-Ion batteries, 230 V	LGL1	400
Plastic case	KK120L	

Accessories	Part No.	Page
18 V mains adapter for 240 V Voltage	NG2230	399
USB adapter	PGA1	408
Digital meter for force and pressure measurement	TC1U	406
Measuring adapter VP	MAVP	406
Force sensor, 70 kN	TF70L	406
Gauge and 10 test cylinder	TS10B	



Suitable for	Connection material	Crimping range mm²	Crimp profile
Tubular cable lugs and connectors, standard type, tubular cable lugs for switchgear connections		16 - 300	
Tubular cable lugs and connectors for fine stranded conductors		16 - 300	

EKM 60 ID-L Battery powered crimping tool 10 - 240 mm²



- Extra large crimping area due to innovative 2-stage telescopic cylinders (patent pending)
- Indent crimping - no die changing required
- Specially developed for fine stranded conductors to VDE 0295 Class 5
- Compact dimensions with an extraordinary low weight

Characteristics

- With innovative 2-stage telescopic cylinder
- Indent crimping - no dies required
- Closed crimping head, flip top style, rotatable
- Electronic control and monitoring of crimping operation
- Integrated pressure measurement with visual and audible signals in case of failure
- Evaluation function using optical interface and USB adapter
- One-button operating concept for controlling all tooling functions
- Ergonomic 2-component plastic housing with soft linings
- Balanced centre of gravity for easy handling and effortless operations
- LED for workplace illumination
- High-performance 18V Li-ion battery with high capacity
- High-performance motors for maximum operating speed
- Quick motor stop for high user safety
- Automatic retraction when crimping is complete
- Manual retract in case of need
- Manual retract stop with "teach-in" (MRS+) for positioning control in case of multiple crimpings
- Multi-function LED for maintenance control, charge level indicator of the battery and for data transmission via USB adapter
- Environmentally-friendly hydraulic oil, quickly biodegradable



Technical data	
Crimping force	30 - 60 kN
Stroke / opening width	35.5 mm
Crimping range	R-Line: Cu 16 - 240 mm² / Al 50 - 240 mm² Q and F-Line: Cu 10 - 240
Crimping cycle	2 s (for ARS) to 7 s (depending on cross-section)
Number of crimps	approx. 100 - 300
Battery voltage	18 V
Battery capacity	1.3 Ah, Li-Ion
Charging time	15 min.
Weight incl. battery	2.5 kg
Ambient temperature	-10°C to +40 °C

Item	Part No.
Battery powered hydraulic crimping tool 10 - 240 mm²	**EKM60IDL**

Scope of supply	Part No.	Page
Battery 18 V / 1.3 Ah, Li-Ion (23.4 Wh)	RAL1	398
Quick-charger for 18V Li-Ion batteries, 230 V	LGL1	400
L-BOXX with front handle (W/D/H: 442 x 357 x 151 mm)	LBOXX136LFG	

Accessories	Part No.	Page
18 V mains adapter for 240 V Voltage	NG2230	399
Battery 18 V / 3.0 Ah, Li-Ion (54 Wh)	RAL2	398
USB adapter	PGA1	408

Suitable for	Connection material	Crimping range mm²	Crimp profile
Tubular cable lugs standard type and tubular cable lugs for switchgear connections		16 - 240	
Tubular cable lugs and connectors for fine stranded conductors		10 - 240	
Terminals (DIN 46234), connectors (DIN 46341) and pin terminals (DIN 46230) - Cu		10 - 240	
Aluminum compression cable lugs and connectors acc. to DIN	Al	50 - 240	
Aluminum compression joints for full tension connections of Aldrey cables acc. to DIN EN 50182, Al conductors DIN EN 50182, 120 - 185 mm²	Al	50 - 185	
Aluminum compression joints acc. to DIN 48085, part 2 for Al cables acc. to DIN EN 50182	Al	50 - 240	
Aluminum/copper compression cable lugs and connectors	Al/Cu	50 - 240	

EK 120 ID-L Battery powered crimping tool 35 - 500 mm²

- **Indent crimping for superfine stranded conductors up to 500 mm²**
- **No dies required, multi purpose application**



Characteristics

- Indent crimping - no dies required
- Closed crimping head, flip top style, rotatable
- Electronic control and monitoring of crimping operation
- Integrated pressure measurement with visual and audible signals in case of failure
- Evaluation function using optical interface and USB-Adapter
- One-button operating concept for controlling all tooling functions
- Ergonomic 2-component plastic housing with soft linings
- Balanced centre of gravity for easy handling and effortless operations
- LED for workplace illumination
- High-performance 18V Li-ion battery with high capacity
- High-performance motors for maximum operating speed
- 2-stage hydraulic system with fast feed and power stroke
- Energy saving function by stopping motor after successful crimping process
- Quick motor stop for high user safety
- Automatic retraction when crimping is complete
- Manual retract in case of need
- Automatic retract stop (ARS) for positioning control in case of multiple crimpings
- Multi-function LED for maintenance control, charge level indicator of the battery and for data transmission via USB adapter
- Environmentally-friendly hydraulic oil, quickly biodegradable

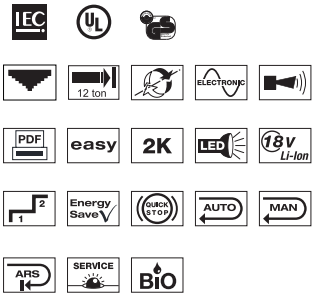

Technical data	
Crimping force	108 kN
Stroke / opening width	52 mm
Crimping range	35 - 500 mm²
Crimping cycle	10 s to 11 s (depending on cross section)
Number of crimps	approx. 115 at 150 mm² Cu DIN
Battery voltage	18 V
Battery capacity	3.0 Ah, Li-Ion
Charging time	22 min.
Weight incl. battery	6.8 kg
Ambient temperature	-12°C to +40 °C

Item	Part No.
Akkuhydraulisches Presswerkzeug 35 - 500 mm²	**EK120IDL**

Scope of supply	Part No.	Page
Battery 18 V / 3.0 Ah, Li-Ion (54 Wh)	RAL2	398
Quick-charger for 18V Li-Ion batteries, 230 V	LGL1	400
Plastic case	KK120L	

Accessories	Part No.	Page
18 V mains adapter for 240 V Voltage	NG2230	399
USB adapter	PGA1	408
Digital meter for force and pressure measurement	TC1U	406
Force sensor, 130 kN	TF130L	406



EK 120/30-L Battery powered crimping tool 16 - 400 mm²



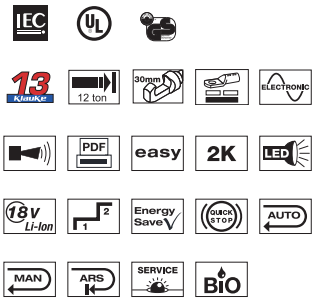



- **Exceptionally easy handling of a 12 ton tool thanks to optimised weight distribution**
- **Very large crimping range to 400 mm²**
- **Up to 60% less crimping operations due to wide crimping compared with 6 t tools**

Characteristics

- For interchangeable dies, series 13, wide crimping
- Open C-crimping head, rotatable
- Electronic control and monitoring of crimping operation
- Integrated pressure measurement with visual and audible signals in case of failure
- Evaluation function using optical interface and USB adapter
- One-button operating concept for controlling all tooling functions
- Ergonomic 2-component plastic housing with soft linings
- Balanced centre of gravity for easy handling
- LED for workplace illumination
- High-performance 18V Li-ion battery with high capacity
- High-performance motors for maximum operating speed
- 2-stage hydraulic system with fast feed and power stroke
- Energy saving function by stopping motor after successful crimping process
- Quick motor stop for high user safety
- Automatic retraction when crimping is complete
- Manual retract in case of need
- Automatic retract stop (ARS) for positioning control in case of multiple crimpings
- Multi-function LED for maintenance control, charge level indicator of the battery and for data transmission via USB adapter
- Environmentally-friendly hydraulic oil, quickly biodegradable

Technical data	
Crimping force	120 kN
Stroke / opening width	30 mm
Crimping range	16 - 400 mm²
Crimping cycle	7 s to 8 s (depending on cross-section)
Number of crimps	approx. 115 at 150 mm² Cu DIN
Battery voltage	18 V
Battery capacity	3.0 Ah, Li-Ion
Charging time	22 min.
Weight incl. battery	6.6 kg
Ambient temperature	-12°C to +40 °C

Item	Part No.
Battery powered hydraulic crimping tool 16 - 400 mm²	**EK12030L**

Scope of supply	Part No.	Page
Battery 18 V / 3.0 Ah, Li-Ion (54 Wh)	RAL2	398
Quick-charger for 18V Li-Ion batteries, 230 V	LGL1	400
Plastic case	KK120L	

Accessories	Part No.	Page
18 V mains adapter for 240 V Voltage	NG2230	399
USB adapter	PGA1	408
Digital meter for force and pressure measurement	TC1U	406
Measuring adapter, series 13	MA120	406
Force sensor, 130 kN	TF130L	406

Available dies for Series 13 for EK 120/30-L

Suitable for	Connection material	Crimping range mm²	Crimp profile	Page
Tubular cable lugs and connectors, Cu				
Tubular cable lugs and connectors blue connection for compacted conductors acc. to VDE 0295, class 2		16 - 400		442
Tubular cable lugs and connectors, Cu, standard type, tubular cable lugs for switchgear connections		16 - 400		443
Butt connectors, standard type		16 - 185		443
Insulated tubular cable lugs and connectors, insulated pin terminals		10 - 150		443
Tubular cable lugs and connectors for fine stranded conductors		16 - 150		444
Compression cable lugs and connectors acc. to DIN - Cu				
Compression cable lugs (DIN 46235) and connectors (DIN 46267, part 1) Cu		16 - 300		444
Compression joints DIN 46267 part 1		16 - 150		444
Double compression cable lugs		2 x 50 - 2 x 95		444
Terminals, connectors and pin terminals acc. to DIN - Cu				
Terminals (DIN 46234) and pin terminals (DIN 46230) Cu, solderless connectors (DIN 46341) Cu		16 - 150		445
Insulated terminals and pin terminals		10 - 95		445
Sleeves for compacted conductors and sector shaped conductors, Cu				
Pre-rounding crimping dies for Al and Cu sector shaped conductors		10 sm - 300 se / 300 sm		445
Aluminum compression cable lugs and connectors acc. to DIN				
Aluminum compression cable lugs and connectors acc. to DIN		10 - 240		446
Aluminum connectors		10 - 120		446
Compression joints for full tension connections of Aldrey cables acc. to DIN EN 50182, Al conductors DIN EN 50182, 120 - 185 mm²		25 - 185		446
Compression joints acc. to DIN 48085, part 3 for Al-steel cables acc. to DIN EN 50182, aluminum crimping		24/4 - 120/20		446
Compression joints acc. to DIN 48085, part 3 for Al-steel cables acc. to DIN EN 50182, steel crimping		25/4 - 120/20		447
Aluminum/copper compression cable lugs and connectors				
Aluminum/copper compression cable lugs and connectors		10 - 240		446
Clamps				
Clamps, C-type		10 - 70		447
Clamps, H-type		70 - 120		447
Cable end-sleeves				
Cable end-sleeves		25 - 240		448
Cable end-sleeves, trapezodial, for fine stranded conductors		25 - 240		448

Please observe the restrictions in the technical index when crimping connectors!

EK 120/42-L Battery powered crimping tool 16 - 400 mm²



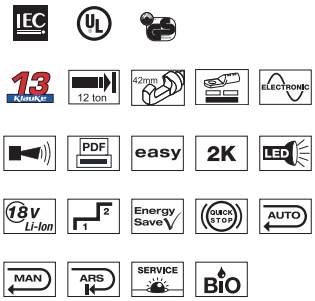



- **C-Head with 42 mm opening width and very wide crimping range to 400 mm²**
- **Up to 60% less crimping operations due to wide crimping compared with 6 t tools**
- **Easy handling by optimum weight distribution**

Characteristics

- For interchangeable dies, series 13, wide crimping
- Open C-crimping head, rotatable
- Electronic control and monitoring of crimping operation
- Integrated pressure measurement with visual and audible signals in case of failure
- Evaluation function using optical interface and USB adapter
- One-button operating concept for controlling all tooling functions
- Ergonomic 2-component plastic housing with soft linings
- Balanced centre of gravity for easy handling
- LED for workplace illumination
- High-performance 18V Li-ion battery with high capacity
- High-performance motors for maximum operating speed
- 2-stage hydraulic system with fast feed and power stroke
- Energy saving function by stopping motor after successful crimping process
- Quick motor stop for high user safety
- Automatic retraction when crimping is complete
- Manual retract in case of need
- Automatic retract stop (ARS) for positioning control in case of multiple crimpings
- Multi-function LED for maintenance control, charge level indicator of the battery and for data transmission via USB adapter
- Environmentally-friendly hydraulic oil, quickly biodegradable

Technical data	
Crimping force	120 kN
Stroke / opening width	42 mm
Crimping range	16 - 400 mm²
Crimping cycle	8 s to 9 s (depending on cross-section)
Number of crimps	approx. 115 at 150 mm² Cu DIN
Battery voltage	18 V
Battery capacity	3.0 Ah, Li-Ion
Charging time	22 min.
Weight incl. battery	6.8 kg
Ambient temperature	-12°C to +40 °C

Item	Part No.
Battery powered hydraulic crimping tool 16 - 400 mm²	**EK12042L**

Scope of supply	Part No.	Page
Battery 18 V / 3.0 Ah, Li-Ion (54 Wh)	RAL2	398
Quick-charger for 18V Li-Ion batteries, 230 V	LGL1	400
Plastic case	KK120L	

Accessories	Part No.	Page
18 V mains adapter for 240 V Voltage	NG2230	399
USB adapter	PGA1	408
Digital meter for force and pressure measurement	TC1U	406
Measuring adapter, series 13	MA120	406
Force sensor, 130 kN	TF130L	406

Available dies for Series 13 for EK 120/42-L

Suitable for	Connection material	Crimping range mm²	Crimp profile	Page
Tubular cable lugs and connectors, Cu				
Tubular cable lugs and connectors blue connection for compacted conductors acc. to VDE 0295, class 2		16 - 400		442
Tubular cable lugs and connectors, Cu, standard type, tubular cable lugs for switchgear connections		16 - 400		443
Insulated tubular cable lugs and connectors, insulated pin terminals		10 - 150		443
Tubular cable lugs and connectors for fine stranded conductors		16 - 150		444
Compression cable lugs and connectors acc. to DIN - Cu				
Compression cable lugs (DIN 46235) and connectors (DIN 46267, part 1) Cu		16 - 300		444
Double compression cable lugs		2 x 50 - 2 x 95		444
Terminals, connectors and pin terminals acc. to DIN - Cu				
Terminals (DIN 46234) and pin terminals (DIN 46230) Cu, solderless connectors (DIN 46341) Cu		16 - 150		445
Insulated terminals and pin terminals		10 - 95		445
Sleeves for compacted conductors and sector shaped conductors, Cu				
Pre-rounding crimping dies for Al and Cu sector shaped conductors		10 sm - 300 se / 300 sm		445
Aluminum compression cable lugs and connectors acc. to DIN				
Aluminum compression cable lugs and connectors acc. to DIN		10 - 240		446
Compression joints for full tension connections of Aldrey cables acc. to DIN EN 50182, Al conductors DIN EN 50182, 120 - 185 mm²		25 - 185		446
Compression joints acc. to DIN 48085, part 3 for Al-steel cables acc. to DIN EN 50182, aluminum crimping		25/4 - 120/20		446
Compression joints acc. to DIN 48085, part 3 for Al-steel cables acc. to DIN EN 50182, steel crimping		25/4 - 120/20		447
Aluminum/copper compression cable lugs and connectors				
Aluminum/copper compression cable lugs and connectors		10 - 240		446
Clamps				
Clamps, C-type		10 - 70		447
Clamps, H-type		70 - 120		447
Cable end-sleeves				
Cable end-sleeves		25 - 240		448
Cable end-sleeves, trapezodial, for fine stranded conductors		25 - 240		448

Please observe the restrictions in the technical index when crimping connectors!

EK 120 U-L Battery powered crimping tool 16 - 400 mm²







- **H-head for deep groove crimping**
- **Up to 60% less crimping operations due to wide crimping compared with 6 t tools**

Characteristics

- For interchangeable dies, series 13, wide crimping
- Closed H-crimping head, rotatable
- Electronic control and monitoring of crimping operation
- Integrated pressure measurement with visual and audible signals in case of failure
- Evaluation function using optical interface and USB adapter
- One-button operating concept for controlling all tooling functions
- Ergonomic 2-component plastic housing with soft linings for comfortable and safe one-hand operation
- Balanced centre of gravity for easy handling and effortless operations
- LED for workplace illumination
- High-performance 18V Lithium-ion battery with high capacity and extremely short charging time
- High-performance motors for maximum operating speed
- 2-stage hydraulic system with fast feed and power stroke
- Energy saving function by stopping motor after successful crimping process
- Quick motor stop for high user safety
- Automatic retraction when crimping is complete
- Manual retract in case of need
- Automatic retract stop (ARS) for positioning control in case of multiple crimpings
- Multi-function LED for maintenance control, charge level indicator of the battery and for data transmission via USB adapter
- Environmentally-friendly hydraulic oil, quickly biodegradable

Technical data	
Crimping force	120 kN
Stroke / opening width	20 mm
Crimping range	16 - 400 mm²
Crimping cycle	7 s to 8 s (depending on cross-section)
Number of crimps	approx. 115 at 150 mm² Cu DIN
Battery voltage	18 V
Battery capacity	3.0 Ah, Li-Ion
Charging time	22 min.
Weight incl. battery	6.0 kg
Ambient temperature	-12°C to +40 °C

Item	Part No.
Battery powered hydraulic crimping tool 16 - 400 mm²	**EK120UL**

Scope of supply	Part No.	Page
Battery 18 V / 3.0 Ah, Li-Ion (54 Wh)	RAL2	398
Quick-charger for 18V Li-Ion batteries, 230 V	LGL1	400
Plastic case	KK120L	

Accessories	Part No.	Page
18 V mains adapter for 240 V Voltage	NG2230	399
USB adapter	PGA1	408
Digital meter for force and pressure measurement	TC1U	406
Measuring adapter, series 13	MA120	406
Force sensor, 130 kN	TF130L	406

Available dies for Series 13 for EK 120 U-L

Suitable for	Connection material	Crimping range mm²	Crimp profile	Page
Tubular cable lugs and connectors, Cu				
Tubular cable lugs and connectors blue connection for compacted conductors acc. to VDE 0295, class 2		16 - 400		442
Tubular cable lugs and connectors, Cu, standard type, tubular cable lugs for switchgear connections		16 - 400		443
Insulated tubular cable lugs and compression joints		10 - 150		443
Tubular cable lugs and connectors for fine stranded conductors		16 - 150		444
Compression cable lugs and connectors acc. to DIN - Cu				
Copper compression cable lugs (DIN 46235) and connectors (DIN 46267, part 1) Cu		16 - 300		444
Double compression cable lugs		2 x 50 - 2 x 95		444
Terminals, connectors and pin terminals acc. to DIN - Cu				
Terminals (DIN 46234) and pin terminals (DIN 46230) Cu, solderless connectors (DIN 46341) Cu		16 - 150		445
Insulated terminals and pin terminals		10 - 95		445
Sleeves for compacted conductors and sector shaped conductors, Cu				
Pre-rounding crimping dies for Al and Cu sector shaped conductors, 3 and 4 core sector shaped conductors		10 sm - 300 se / 300 sm		445
Compression cable lugs and connectors acc. to DIN - Al				
Compression cable lugs and connectors acc. to DIN - Al		10 - 240		446
Compression joints for full tension connections of Aldrey cables acc. to DIN EN 50182, Al conductors DIN EN 50182, 120 - 185 mm²		25 - 185		446
Compression joints acc. to DIN 48085, part 3 for Al-steel cables acc. to DIN EN 50182, aluminum crimping		25/4 - 120/20		446
Compression joints acc. to DIN 48085, part 3 for Al-steel cables acc. to DIN EN 50182, steel crimping		25/4 - 120/20		447
Compression cable lugs and connectors - Al/Cu				
Compression cable lugs and connectors - Al/Cu		10 - 240		446
Clamps and screw connectors				
C-clamps		10 - 70		447
H-clamps		70 - 120		447
Cable end-sleeves				
Cable end-sleeves		25 - 240		448
Cable end-sleeves, trapezodial, for fine stranded conductors		25 - 240		448

Please observe the restrictions in the technical index when crimping connectors!

Strong cables
simply cut.



Battery powered hydraulic cutting tools.

Klauke cutting tools combine 2 essential forces: the force of the innovative battery powered systems and the force of the cutting heads - in a compact lightweight design. Cables with or without armouring up to 105 mm diameter, as well as Al/St ropes, are cut quickly, accurately and effortlessly at the touch of a button. The astonishingly low weight of the tools and cutting heads helps the user and permits prolonged periods of operation at full performance.

High cutting performance is not everything. The Klauke® mini+ reliably cuts cables at the touch of a button, even in tight spaces such as control cabinets.

Save time and energy – *with the retract stop function.*





- This new tool generation has the manual retract stop function - MRS.
- The retract stop stops the automatic retraction on completion of a cut.

Benefits:

- The MRS function enables cables to be cut faster, since the blades open only as far as needed to perform the next cut.
- **Reducing the required stroke per cutting operation to a minimum permits more cuts per battery charge for the same low effort.**

- **Manual retract stop - MRS.**
- **Cutting tools with 15 kN to 120 kN cutting force.**
- **Cutting tools to 105 mm dia., also for armoured cables.**
- **Incredibly lightweight for the performance class.**

Powerful tools **for cables up to 105 mm dia.**



- **High cutting capacities up to 105 mm dia.**
- Remarkably lightweight for tools in this performance and size class.

Benefits:

- Despite their relatively low weight, the high stability of the cutting heads mean they perform well even under extreme load.

Small design, *huge performance: Klauke® mini and Klauke® mini+*







- Ergonomic design for convenient one-hand operation.
- Lightweight, from 1.3 kg including battery.

Benefits:

- The Klauke ® mini+ combines a host of established benefits with the technical features of the new Safety Plus generation - making work even in the tightest spaces even more efficient and safer.
- The design and low weight permit use even in tight areas, for example in control cabinets.

Improved cutting using the right tools.

System	Tool	Design		Cutting range mm dia.	Cutting force kN[2]	Application				Features
		Open head	Closed head			Cu / Al[1]	Al / St (ACSR)	Cu / Al, solid	Steel, solid	
Klauke mini	EBS8	✔		8	15				✔	For cutting wire basket tray and steel bolts.
	EBS12	✔		12	35				✔	
	ES20	✔		20	23	✔	✔			Suitable for Al/St ropes.
	ES32	✔		32	15	✔				For Al and Cu cables to 32 mm dia.
	ES32F	✔		32	15	✔				Ideal solution for superfine stranded conductors.
Klauke mini+	EBS8L	✔		8	15				✔	For cutting wire basket tray and steel bolts.
	EBS12L	✔		12	35				✔	
	ES20L	✔		20	23	✔	✔			Suitable for Al/St ropes.
	ESG25L			25	60	✔	✔	✔	✔	The “universal cutter” to 25 mm dia.
	ES32L	✔		32	15	✔				For Al and Cu cables to32 mm dia.
	ES32FL	✔		32	15	✔				Ideal solution for superfine stranded conductors.
Klauke mini	ESG45L		✔	45	60	✔	✔	✔	✔	Especially for Al/St ropes to 45 mm dia.
	ESG50L		✔	48	60	✔				Compact and lightweight cutting tool.
	ES65L	✔		65	40	✔				Ideal for cutting earth cables to 65 mm dia.
Klauke mini+	ESG55L		✔	55	120	✔	✔	✔	✔	With 120 kN cutting force for all cables and Al/St ropes up to 55 mm dia.
	ESG85L		✔	85	60	✔				For cutting copper and aluminum cables to 85 mm dia.
	ES85L	✔		85	30	✔				For cutting telecommunication and earth cables to 85 mm dia.
	ESG105L		✔	105	120	✔		✔		Very wide cutting range to 105 mm dia. - also for armoured cables.
	ES105L	✔		105	74	✔				Also for fine stranded cables to 105 mm dia.

[1] This column also includes Cu / Al multi-stranded and Cu / Al with sheet metal and wire armouring.

[2] The exact cutting capacity depends on the type of cable or rope.

EBS 8 / EBS 12 Battery powered bolt cutting tool 8 mm dia. / 12 mm dia.



- For cutting cable channels, bolts and steel wire, medium-hard (e.g. ST 37)
- Slim cutting head - ideal when space is critical

Characteristics

- Open cutting head, rotatable
- Electronic control and monitoring of cutting operation
- One-button operating concept for controlling all tooling functions
- Ergonomic design for convenient one-hand operation
- Lightweight for effortless operations
- Powerful NiMH battery technology
- Quick motor stop for high user safety
- Multi-function LED for maintenance control, charge level indicator of the battery and for data transmission via USB adapter
- Automatic retraction when cut is complete
- Manual retract in case of need
- Environmentally-friendly hydraulic oil, quickly biodegradable

Technical data	
Cutting range	EBS8: max. 8 mm dia., EBS12: max. 12 mm dia.
Cutting force	EBS8: 15 kN, EBS12: 45 kN
Cutting time	EBS8: 2 s, EBS12: 4 s (depending on material thickness)
Number of cuts	approx. 300 for bolts 5 mm dia.
Battery voltage	9.6 V
Battery capacity	2.0 Ah, NiMH
Charging time	With fast charger 15 min., otherwise 40 min.
Weight incl. battery	EBS8: 1.3 kg, EBS12: 1.9 kg
Ambient temperature	-20°C to +40 °C

Item	Part No.
Battery powered hydraulic bolt cutting tool 8 mm dia.	**EBS8**
Battery powered hydraulic bolt cutting tool 12 mm dia.	**EBS12**

Scope of supply	Part No.	Page
Battery 9.6 V / 2.0 Ah, NiMH (19.6 Wh)	RAM2	397
Charger for NiCd and NiMH batteries	LG4F	399
Plastic case 450 x 370 x 105 mm	KK35B2	

Accessories	Part No.	Page
Quick charger for NiCd and NiMH batteries, 230 V mains power	LG5	399
USB adapter	PGA1	408

EBS 8-L / EBS 12-L Battery powered bolt cutting tool 8 mm dia. / 12 mm dia.

- **For cutting cable channels, bolts and medium-hard steel wire (e.g. mild steel)**
- **Slim cutting head - ideal when space is critical**
- **Powerful 18V Lithium-Ion batteries**



Characteristics

- Open cutting head, rotatable
- Electronic control and monitoring of cutting operation
- One-button operating concept for controlling all tooling functions
- Ergonomic 2-component plastic housing with soft linings for comfortable and safe one-hand operation
- Balanced centre of gravity for easy handling and effortless operations
- LED for workplace illumination
- High-performance 18 V Lithium-ions batteries with high capacity and extremely short charging time
- High-performance motors for maximum operating speed
- Energy saving function by stopping motor after successful cutting operation
- Quick motor stop for high user safety
- Automatic retraction when cut is complete
- Manual retract in case of need
- Multifunction LED for maintenance control and charging display of the battery
- Environmentally-friendly hydraulic oil, quickly biodegradable

Technical data	
Cutting range	EBS8L: max. 8 mm dia., EBS12L: max. 12 mm dia.
Cutting force	EBS8L: 15 kN, EBS12L: approx. 45 kN
Cutting time	EBS8L: approx. 1 s, EBS12L: approx. 2 s (depending on material thickness)
Number of cuts	approx. 300 for bolts 5 mm dia.
Battery voltage	18 V
Battery capacity	1.3 Ah, Li-Ion
Charging time	15 min.
Weight incl. battery	EBS8L: 1.55 kg, EBS12L: approx. 2 kg
Ambient temperature	-10°C to +40 °C

Item	Part No.
Battery powered hydraulic bolt cutting tool 8 mm dia.	**EBS8L**
Battery powered hydraulic bolt cutting tool 12 mm dia.	**EBS12L**

Scope of supply	Part No.	Page
Battery 18 V / 1.3 Ah, Li-Ion (23.4 Wh)	RAL1	398
Quick-charger for 18V Li-Ion batteries, 230 V	LGL1	400
Plastic case	KK50L	

Accessories	Part No.	Page
USB adapter	PGA1	408
18 V mains adapter for 240 V Voltage	NG2230	399
Battery 18 V / 3.0 Ah, Li-Ion (54 Wh)	RAL2	398



ES 20 Battery powered cutting tool 20 mm dia.



- For cutting Al/St conductors (ACSR) to DIN EN 50182, solid Al/Cu cables to VDE 0295, Class 1 and laminated copper bus bars
- Extremely robust design and lightweight

Characteristics

- Open cutting head, rotatable
- Electronic control and monitoring of cutting operation
- One-button operating concept for controlling all tooling functions
- Ergonomic design for convenient one-hand operation
- Lightweight for effortless operations
- Powerful NiMH battery technology
- Quick motor stop for high user safety
- Multi-function LED for maintenance control, charge level indicator of the battery and for data transmission via USB adapter
- Automatic retraction when cut is complete
- Manual retract in case of need
- Environmentally-friendly hydraulic oil, quickly biodegradable

Technical data	
Cutting range	Multi-stranded max. 20 mm dia. (depending on cable type)
Cutting time	4 s to 6 s (depending on material thickness)
Number of cuts	approx. 180 for ACSR cable 120/20
Battery voltage	9.6 V
Battery capacity	2.0 Ah, NiMH
Charging time	With fast charger 15 min., otherwise 40 min.
Ambient temperature	-20°C to +40 °C

Item	Part No.
Battery powered hydraulic cutting tool 20 mm dia.	**ES20**

Scope of supply	Part No.	Page
Battery 9.6 V / 2.0 Ah, NiMH (19.6 Wh)	RAM2	397
Charger for NiCd and NiMH batteries	LG4F	399
Plastic case 450 x 370 x 105 mm	KK35B2	

Accessories	Part No.	Page
Replacement blade set for ES20	ES20E	
Quick charger for NiCd and NiMH batteries, 230 V mains power	LG5	399
USB adapter	PGA1	408





ES20E

ES 20-L Battery powered cutting tool 20 mm dia.

- For cutting Al/St conductors (ACSR) to DIN EN 50182, solid Al/Cu cables to VDE 0295, Class 1 and laminated copper bus bars
- Extremely robust design and lightweight
- Slim cutting head - ideal when space is critical
- High-performance 18 V Li-Ion battery



Characteristics

- Open cutting head, rotatable
- One-button operating concept for controlling all tooling functions
- Ergonomic 2-component plastic housing with soft linings for comfortable and safe one-hand operation
- Balanced centre of gravity for easy handling and effortless operations
- LED for workplace illumination
- High-performance 18 V Lithium-ion battery with high capacity and extremely short charging time
- High-performance motors for maximum operating speed
- Energy saving function by stopping motor after successful cutting operation
- Quick motor stop for high user safety
- Automatic retraction when cut is complete
- Manual retract in case of need
- Manual retract stop (MRS) for efficient operations
- Multi-function LED for maintenance control, charge level indicator of the battery and for data transmission via USB adapter
- Environmentally-friendly hydraulic oil, quickly biodegradable

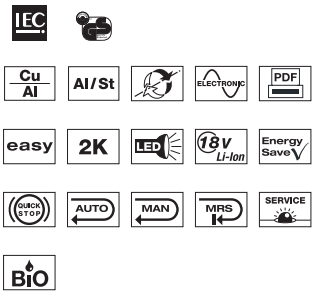

Technical data	
Cutting range	max. 20 mm dia.
Cutting force	23 kN
Cutting time	2 s to 4 s (depending on cable type)
Number of cuts	approx. 160 cuts (ACSR cable 120/20)
Battery voltage	18 V
Battery capacity	1.3 Ah, Li-Ion
Charging time	15 min.
Weight incl. battery	2.13 kg
Ambient temperature	-10°C to +40 °C

Item	Part No.
Battery powered hydraulic cutting tool 32 mm dia.	**ES20L**

Scope of supply	Part No.	Page
Battery 18 V / 1.3 Ah, Li-Ion (23.4 Wh)	RAL1	398
Quick-charger for 18V Li-Ion batteries, 230 V	LGL1	400
Plastic case	KK50L	

Accessories	Part No.	Page
Replacement blade set for ES20	ES20E	
Battery 18 V / 3.0 Ah, Li-Ion (54 Wh)	RAL2	398
18 V mains adapter for 240 V Voltage	NG2230	399
USB adapter	PGA1	408





ES20E

ESG 25-L Battery powered cutting tool 25 mm dia.



- For cutting Al/St cables (ACSR), round materials (Cu, Al, St) as well as armoured cables, solid structural steel and fine stranded copper cables
- High-performance cutting characteristics for highly-flexible conductors and wire cables
- Extremely robust design and lightweight

Characteristics

- Closed cutting head, flip top style, rotatable
- Electronic control and monitoring of cutting operation
- One-button operating concept for controlling all tooling functions
- Ergonomic 2-component plastic housing with soft linings
- Balanced centre of gravity for easy handling
- LED for workplace illumination
- High-performance 18 V Li-Ion battery
- Quick motor stop for high user safety
- High-performance motors for maximum operating speed
- Energy saving function by stopping motor after successful cutting operation
- Automatic retraction when cut is complete
- Manual retract in case of need
- Manual retract stop (MRS) for efficient operations
- Multi-function LED for maintenance control, charge level indicator of the battery and for data transmission via USB adapter
- Environmentally-friendly hydraulic oil, quickly biodegradable

Technical data	
Cutting range	max. 25 mm dia.
Cutting force	60 kN
Cutting time	Depending on material
Number of cuts	Depending on material
Battery voltage	18 V
Battery capacity	1.3 Ah, Li-Ion
Charging time	650 x 180 x 150 min.
Weight incl. battery	2.1 kg
Ambient temperature	-10°C to +40 °C

Item	Part No.
Battery powered hydraulic cutting tool 25 mm dia.	**ESG25L**

Scope of supply	Part No.	Page
Battery 18 V / 1.3 Ah, Li-Ion (23.4 Wh)	RAL1	398
Quick-charger for 18V Li-Ion batteries, 230 V	LGL1	400
Plastic case	KK50L	





ESG25EF



ESG25ES

Accessories	Part No.	Page
Outer fixed blade	ESG25EF	
Inner moving blade	ESG25ES	
Battery 18 V / 3.0 Ah, Li-Ion (54 Wh)	RAL2	398
18 V mains adapter for 240 V Voltage	NG2230	399
USB adapter	PGA1	408

ES 32 / ES 32 F Battery powered cutting tool 32 mm dia.

- **Cuts multi-stranded copper and aluminum cables (ES 32)**
- **Cuts fine and superfine stranded copper cables (ES 32 F)**
- **Slim cutting head - ideal when space is critical**



Characteristics

- Open cutting head, rotatable
- Electronic control and monitoring of cutting operation
- One-button operating concept for controlling all tooling functions
- Ergonomic design for convenient one-hand operation
- Lightweight for effortless operations
- Automatic retraction when cut is complete
- Powerful NiMH battery technology
- Quick motor stop for high user safety
- Manual retract in case of need
- Multi-function LED for maintenance control, charge level indicator of the battery and for data transmission via USB adapter
- Environmentally-friendly hydraulic oil, quickly biodegradable

Technical data	
Cutting range	max. 32 mm dia.
Cutting force	15 kN
Cutting time	8 s to 10 s (depending on material thickness)
Number of cuts	approx. 90 cuts at H07V-K; 1 x 240 mm²
Battery voltage	9.6 V
Battery capacity	2.0 Ah, NiMH
Charging time	With fast charger 15 min., otherwise 40 min.
Weight incl. battery	1.9 kg
Ambient temperature	-20°C to +40 °C

Item	Part No.
Battery powered hydraulic cutting tool 32 mm dia.	**ES32**
Battery powered hydraulic cutting tool 32 mm dia., superfine stranded	**ES32F**

Scope of supply	Part No.	Page
Battery 9.6 V / 2.0 Ah, NiMH (19.6 Wh)	RAM2	397
Charger for NiCd and NiMH batteries	LG4F	399
Plastic case 450 x 370 x 105 mm	KK35B2	

Accessories	Part No.	Page
Replacement blade set for ES 32 and ES 32-L	ES32E	
Replacement blade set for ES 32 F and ES 32 F-L	ES32FE	
Quick charger for NiCd and NiMH batteries, 230 V mains power	LG5	399
USB adapter	PGA1	408





ES32E



ES32FE

ES 32-L / ES 32 F-L Battery powered cutting tool 32 mm dia.



- Cuts multi-stranded copper and aluminum cables (ES 32-L)
- Cuts fine and superfine stranded copper cables (ES 32 F-L)
- Slim cutting head - ideal when space is critical

Characteristics

- Open cutting head, rotatable
- One-button operating concept for controlling all tooling functions
- Ergonomic 2-component plastic housing with soft linings
- Balanced centre of gravity for easy handling
- LED for workplace illumination
- High-performance 18V Li-ion battery with high capacity
- High-performance motors for maximum operating speed
- Automatic retraction when cut is complete
- Energy saving function by stopping motor after successful cutting operation
- Quick motor stop for high user safety
- Manual retract in case of need
- Manual retract stop (MRS) for efficient operations
- Multi-function LED for maintenance control, charge level indicator of the battery and for data transmission via USB adapter
- Environmentally-friendly hydraulic oil, quickly biodegradable

Technical data	
Cutting range	max. 32 mm dia.
Cutting force	15 kN
Cutting time	2 s to 4 s (depending on cable type)
Number of cuts	approx. 150 cuts at H07V-R; 1 x 240 mm², approx. 60 cuts for H07V-K 1 x 240 mm²
Battery voltage	18 V
Battery capacity	1.3 Ah, Li-Ion
Charging time	15 min.
Weight incl. battery	2.0 kg
Ambient temperature	-10°C to +40 °C

Item	Part No.
Battery powered hydraulic cutting tool 32 mm dia.	**ES32L**
Battery powered hydraulic cutting tool 32 mm dia., superfine stranded	**ES32FL**

Scope of supply	Part No.	Page
Battery 18 V / 1.3 Ah, Li-Ion (23.4 Wh)	RAL1	398
Quick-charger for 18V Li-Ion batteries, 230 V	LGL1	400
Plastic case	KK50L	

Accessories	Part No.	Page
Replacement blade set for ES 32 and ES 32-L	ES32E	343
Replacement blade set for ES 32 F and ES 32 F-L	ES32FE	343
Battery 18 V / 3.0 Ah, Li-Ion (54 Wh)	RAL2	398
18 V mains adapter for 240 V Voltage	NG2230	399
USB adapter	PGA1	408

Variants	Part No.	Page
L-BOXX with cutting tool ES 32-L	LBOXXES32L	





ES32E ES32FE



ESG 45-L Battery powered cutting tool 45 mm dia.

- **High cutting force cuts armoured copper and aluminum cables and Al/St cables (ACSR)**
- **Also suitable for round material made of Al, Cu and Steel**
- **Extremely robust design and lightweight**



Characteristics

- Closed cutting head with bolt interlock, rotatable, flip top style
- Electronic control and monitoring of cutting operation
- One-button operating concept for controlling all tooling functions
- Ergonomic 2-component plastic housing with soft linings
- Balanced centre of gravity for easy handling
- LED for workplace illumination
- High-performance 18V Li-Ion battery
- Energy saving function by stopping motor after successful cutting operation
- High-performance motors for maximum operating speed
- 2-stage hydraulic system with fast feed and power stroke
- Quick motor stop for high user safety
- Automatic retraction when cut is complete
- Manual retract in case of need
- Manual retract stop (MRS) for efficient operations
- Multi-function LED for maintenance control, charge level indicator of the battery and for data transmission via USB adapter
- Environmentally-friendly hydraulic oil, quickly biodegradable

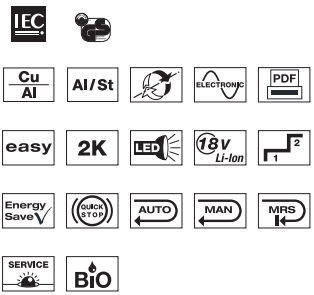

Technical data	
Cutting range	max. 45 mm dia.
Cutting force	60 kN
Cutting time	8 s to 18 s (depending on material)
Number of cuts	approx. 150 cuts at Al/St cable 570/40
Battery voltage	18 V
Battery capacity	3.0 Ah, Li-Ion
Charging time	22 min.
Weight incl. battery	5.7 kg
Ambient temperature	-12°C to +40 °C

Item	Part No.
Battery powered hydraulic cutting tool 45 mm dia.	**ESG45L**

Scope of supply	Part No.	Page
Battery 18 V / 3.0 Ah, Li-Ion (54 Wh)	RAL2	398
Quick-charger for 18V Li-Ion batteries, 230 V	LGL1	400
Plastic case	KK120L	

Accessories	Part No.	Page
Outer fixed blade	ESG45EF	
Inner moving blade	ESG45ES1	
18 V mains adapter for 240 V Voltage	NG2230	399
USB adapter	PGA1	408





ESG45EF



ESG45ES1

ESG 50-L Battery powered cutting tool 48 mm dia.



- Cuts copper and aluminum cables with light weight steel armouring (depending on cable type)
- Lightweight for effortless operations

Characteristics

- Closed cutting head, flip top style, rotatable
- Electronic control and monitoring of cutting operation
- One-button operating concept for controlling all tooling functions
- Ergonomic 2-component plastic housing with soft linings for comfortable and safe one-hand operation
- Balanced centre of gravity for easy handling and effortless operations
- LED for workplace illumination
- High-performance 18V Lithium-ion battery with high capacity and extremely short charging time
- Energy saving function by stopping motor after successful cutting operation
- High-performance motors for maximum operating speed
- 2-stage hydraulic system with fast feed and power stroke
- Quick motor stop for high user safety
- Automatic retraction when cut is complete
- Manual retract in case of need
- Manual retract stop (MRS) for efficient operations
- Multi-function LED for maintenance control, charge level indicator of the battery and for data transmission via USB adapter
- Environmentally-friendly hydraulic oil, quickly biodegradable

Technical data	
Cutting range	max. 48 mm dia.
Cutting force	60 kN
Cutting time	8 s to 20 s (depending on material thickness)
Number of cuts	approx. 140 cuts at 4 x 120 mm² NYY
Battery voltage	18 V
Battery capacity	3.0 Ah, Li-Ion
Charging time	22 min.
Weight incl. battery	4.7 kg
Ambient temperature	-12°C to +40 °C

Item	Part No.
Battery powered hydraulic cutting tool 48 mm dia.	**ESG50L**

Scope of supply	Part No.	Page
Battery 18 V / 3.0 Ah, Li-Ion (54 Wh)	RAL2	398
Quick-charger for 18V Li-Ion batteries, 230 V	LGL1	400
Plastic case	KK120L	

Accessories	Part No.	Page
Outer fixed blade	ESG50EF1	
Inner moving blade	ESG50ES	
18 V mains adapter for 240 V Voltage	NG2230	399
USB adapter	PGA1	408





ESG50EF1



ESG50ES

ESG 55-L Battery powered cutting tool 55 mm dia.

- **High cutting force cuts armoured copper and aluminum cables and Al/St cables (ACSR)**
- **Also suitable for round material made of Al, Cu and Steel**
- **120 kN cutting force for maximum output**
- **Robust design and lightweight**



Characteristics

- Closed cutting head with bolt interlock, rotatable, flip top style
- Electronic control and monitoring of cutting operation
- One-button operating concept for controlling all tooling functions
- Ergonomic 2-component plastic housing with soft linings
- Balanced centre of gravity for easy handling
- High-performance motors for maximum operating speed
- LED for workplace illumination
- High-performance 18V Li-ion battery with high capacity
- 2-stage hydraulic system with fast feed and power stroke
- Energy saving function by stopping motor after successful cutting operation
- Quick motor stop for high user safety
- Automatic retraction when cut is complete
- Manual retract in case of need
- Manual retract stop (MRS) for efficient operations
- Multi-function LED for maintenance control, charge level indicator of the battery and for data transmission via USB adapter
- Environmentally-friendly hydraulic oil, quickly biodegradable

Technical data	
Cutting range	max. 55 mm dia.
Cutting force	120 kN
Cutting time	10 s to 19 s (depending on material thickness)
Number of cuts	Depending on cable type
Battery voltage	18 V
Battery capacity	3.0 Ah, Li-Ion
Charging time	22 min.
Weight incl. battery	8.0 kg
Ambient temperature	-12°C to +40 °C

Item	Part No.
Battery powered hydraulic cutting tool 55 mm dia.	**ESG55L**

Scope of supply	Part No.	Page
Battery 18 V / 3.0 Ah, Li-Ion (54 Wh)	RAL2	398
Quick-charger for 18V Li-Ion batteries, 230 V	LGL1	400
Plastic case	KK120L	

Accessories	Part No.	Page
Outer fixed blade	ESG55EF	
Inner moving blade	ESG55ES	
18 V mains adapter for 240 V Voltage	NG2230	399
USB adapter	PGA1	408





ESG55EF



ESG55ES

ES 65-L Battery powered cutting tool 65 mm dia.



- Cuts copper and aluminum cables with light weight steel armouring (depending on cable type)
- Also suitable for fine stranded cable
- Extremely robust design and lightweight
- Large cutting range

Characteristics

- Open cutting head, rotatable
- Electronic control and monitoring of cutting operation
- One-button operating concept for controlling all tooling functions
- Ergonomic 2-component plastic housing with soft linings for comfortable and safe one-hand operation
- Balanced centre of gravity for easy handling and effortless operations
- LED for workplace illumination
- High-performance 18V Lithium-ion battery with high capacity and extremely short charging time
- Energy saving function by stopping motor after successful cutting operation
- High-performance motors for maximum operating speed
- 2-stage hydraulic system with fast feed and power stroke
- Quick motor stop for high user safety
- Automatic retraction when cut is complete
- Manual retract in case of need
- Manual retract stop (MRS) for efficient operations
- Multi-function LED for maintenance control, charge level indicator of the battery and for data transmission via USB adapter
- Environmentally-friendly hydraulic oil, quickly biodegradable

Technical data	
Cutting range	max. 65 mm dia.
Cutting force	40 kN
Cutting time	Depending on material thickness
Number of cuts	Depending on material thickness
Battery voltage	18 V
Battery capacity	3.0 Ah, Li-Ion
Charging time	22 min.
Weight incl. battery	6.3 kg
Ambient temperature	-12°C to +40 °C

Item	Part No.
Battery powered hydraulic cutting tool 65 mm dia.	**ES65L**

Scope of supply	Part No.	Page
Battery 18 V / 3.0 Ah, Li-Ion (54 Wh)	RAL2	398
Quick-charger for 18V Li-Ion batteries, 230 V	LGL1	400
Plastic case	KK120L	





ES65E

Accessories	Part No.	Page
18 V mains adapter for 240 V Voltage	NG2230	399
Replacement blade	ES65E	
USB adapter	PGA1	408

ESG 85-L Battery powered cutting tool 85 mm dia.

- **Cuts copper and aluminum cables with light weight steel armouring (depending on cable type)**
- **Large cutting area, optimum force transmission due to closed head shape**
- **High user safety through cutting head with bolt interlock**



Characteristics

- Closed cutting head with bolt interlock, rotatable, flip top style
- Electronic control and monitoring of cutting operation
- One-button operating concept for controlling all tooling functions
- Ergonomic 2-component plastic housing with soft linings
- Balanced centre of gravity for easy handling
- LED for workplace illumination
- 2-stage hydraulic system with fast feed and power stroke
- High-performance 18V Li-Ion battery
- High-performance motors for maximum operating speed
- Energy saving function by stopping motor after successful cutting operation
- Quick motor stop for high user safety
- Automatic retraction when cut is complete
- Manual retract in case of need
- Manual retract stop (MRS) for efficient operations
- Multi-function LED for maintenance control, charge level indicator of the battery and for data transmission via USB adapter
- Environmentally-friendly hydraulic oil, quickly biodegradable

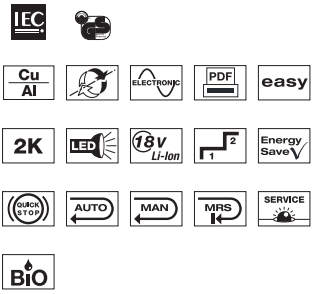

Technical data	
Cutting range	max. 85 mm dia.
Cutting force	60 kN
Cutting time	Depending on material thickness
Number of cuts	Depending on material thickness
Battery voltage	18 V
Battery capacity	3.0 Ah, Li-Ion
Charging time	22 min.
Weight incl. battery	6.6 kg
Ambient temperature	-12°C to +40 °C

Item	Part No.
Battery powered hydraulic cutting tool 85 mm dia.	**ESG85L**

Scope of supply	Part No.	Page
Battery 18 V / 3.0 Ah, Li-Ion (54 Wh)	RAL2	398
Quick-charger for 18V Li-Ion batteries, 230 V	LGL1	400
Plastic case	KK120L	



Accessories	Part No.	Page
Outer fixed blade	ESG85EF1	
Inner moving blade	ESG85ES1	
18 V mains adapter for 240 V Voltage	NG2230	399
USB adapter	PGA1	408



ESG85EF1



ESG85ES1

ES 85-L Battery powered cutting tool 85 mm dia.



- Cuts copper and aluminum cables with light weight steel armouring (depending on cable type)
- Large cutting range
- Suitable for fine stranded cable and telecommunication cable

Characteristics

- Open cutting head, rotatable
- Electronic control and monitoring of cutting operation
- One-button operating concept for controlling all tooling functions
- Ergonomic 2-component plastic housing with soft linings for comfortable and safe one-hand operation
- Balanced centre of gravity for easy handling and effortless operations
- LED for workplace illumination
- High-performance 18V Lithium-ion battery with high capacity and extremely short charging time
- Energy saving function by stopping motor after successful cutting operation
- High-performance motors for maximum operating speed
- 2-stage hydraulic system with fast feed and power stroke
- Quick motor stop for high user safety
- Automatic retraction when cut is complete
- Manual retract in case of need
- Manual retract stop (MRS) for efficient operations
- Multi-function LED for maintenance control, charge level indicator of the battery and for data transmission via USB adapter
- Environmentally-friendly hydraulic oil, quickly biodegradable
- Cuts copper and aluminum cables with light weight steel armouring (depending on cable type)
- Suitable for fine stranded cable and telecommunication cable





ES85E

Technical data	
Cutting range	max. 85 mm dia.
Cutting force	30 kN
Cutting time	Depending on material thickness
Number of cuts	Depending on material thickness
Battery voltage	18 V
Battery capacity	3.0 Ah, Li-Ion
Charging time	22 min.
Weight incl. battery	7.0 kg
Ambient temperature	-12°C to +40 °C

Item	Part No.
Battery powered hydraulic cutting tool 85 mm dia.	**ES85L**

Scope of supply	Part No.	Page
Battery 18 V / 3.0 Ah, Li-Ion (54 Wh)	RAL2	398
Quick-charger for 18V Li-Ion batteries, 230 V	LGL1	400
Plastic case	KK120L	

Accessories	Part No.	Page
Replacement blade	ES85E	
18 V mains adapter for 240 V Voltage	NG2230	399
USB adapter	PGA1	408

ESG 105-L Battery powered cutting tool 105 mm dia.

- **Cuts copper and aluminum cables (for armoured cables)**
- **120 kN cutting force for extremely wide cutting range up to 105 mm dia.**
- **Remarkably lightweight for tools in this performance class**



Characteristics

- Closed cutting head with bolt interlock, rotatable, flip top style
- Electronic control and monitoring of cutting operation
- One-button operating concept for controlling all tooling functions
- Ergonomic 2-component plastic housing with soft linings
- Balanced centre of gravity for easy handling
- LED for workplace illumination
- High-performance 18V Li-ion battery with high capacity
- Energy saving function by stopping motor after successful cutting operation
- High-performance motors for maximum operating speed
- 2-stage hydraulic system with fast feed and power stroke
- Quick motor stop for high user safety
- Automatic retraction when cut is complete
- Manual retract in case of need
- Manual retract stop (MRS) for efficient operations
- Multi-function LED for maintenance control, charge level indicator of the battery and for data transmission via USB adapter
- Environmentally-friendly hydraulic oil, quickly biodegradable

Technical data	
Cutting range	max. 105 mm dia.
Cutting force	120 kN
Cutting time	Depending on cable type
Number of cuts	Depending on cable type
Battery voltage	18 V
Battery capacity	3.0 Ah, Li-Ion
Charging time	22 min.
Weight incl. battery	10.3 kg
Ambient temperature	-12°C to +40 °C

Item	Part No.
Battery powered hydraulic cutting tool 105 mm dia.	**ESG105L**

Scope of supply	Part No.	Page
Battery 18 V / 3.0 Ah, Li-Ion (54 Wh)	RAL2	398
Quick-charger for 18V Li-Ion batteries, 230 V	LGL1	400
Steel carrying case	MK105L	

Accessories	Part No.	Page
Outer fixed blade	ESG105EF	
Inner moving blade	ESG105ES	
18 V mains adapter for 240 V Voltage	NG2230	399
USB adapter	PGA1	408





ESG105EF



ESG105ES

ES 105-L Battery powered cutting tool 105 mm dia.



- **Cuts copper and aluminum cables with light weight steel armouring (depending on cable type), and fine stranded conductors**
- **Extremely large cutting range to 105 mm dia.**
- **Remarkably lightweight for tools in this performance class**

Characteristics

- Open cutting head, rotatable
- Electronic control and monitoring of cutting operation
- One-button operating concept for controlling all tooling functions
- Ergonomic 2-component plastic housing with soft linings
- Balanced centre of gravity for easy handling
- LED for workplace illumination
- 2-stage hydraulic system with fast feed and power stroke
- High-performance 18V Li-Ion battery
- High-performance motors for maximum operating speed
- Energy saving function by stopping motor after successful cutting operation
- Quick motor stop for high user safety
- Automatic retraction when cut is complete
- Manual retract in case of need
- Manual retract stop (MRS) for efficient operations
- Multi-function LED for maintenance control, charge level indicator of the battery and for data transmission via USB adapter
- Environmentally-friendly hydraulic oil, quickly biodegradable

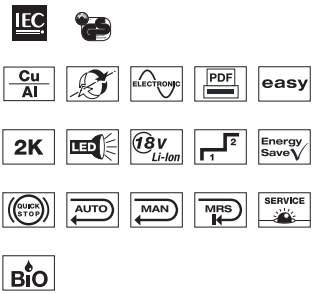





ES105E

Technical data	
Cutting range	max. 105 mm dia.
Cutting force	74 kN
Cutting time	Depending on cable type
Number of cuts	Depending on cable type
Battery voltage	18 V
Battery capacity	3.0 Ah, Li-Ion
Charging time	22 min.
Weight incl. battery	9.4 kg
Ambient temperature	-12°C to +40 °C

Item	Part No.
Battery powered hydraulic cutting tool 105 mm dia.	**ES105L**

Scope of supply	Part No.	Page
Battery 18 V / 3.0 Ah, Li-Ion (54 Wh)	RAL2	398
Quick-charger for 18V Li-Ion batteries, 230 V	LGL1	400
Steel carrying case	MK105L	

Accessories	Part No.	Page
Replacement blade	ES105E	
18 V mains adapter for 240 V Voltage	NG2230	399
USB adapter	PGA1	408

The *all-rounder.*

Klauke® multi universal tools

When in comes to operations that require different applications all at the same time, Klauke® multi universal tools are the answer. They have interchangeable adapters and dies for crimping, cutting or punching. All standard operations can be flexibly accomplished using just one tool, ideal for service and repair teams for example.

The Klauke® multi comes as a hand-operated and battery powered hydraulic tool, as well as a universal head in combination with a Klauke system pump.

The all-rounder:

- One head for crimping, cutting and punching.
- Crimping adapters for Klauke dies of most Klauke ranges.
- Various cutting dies for aluminum and copper conductors with and without armouring, as well as rail catenary wires.
- Special dies for cutting threaded rods and DIN rails.
- Punching adapter for Greenlee punching tools.
- Used to punch holes in DIN rails and cut copper rails.

Benefits:

- **All standard operations can be accomplished with just one tool.**
  This creates a weight advantage especially for repair and service teams.
- The 6 ton design is set apart by its low weight and extremely easy handling.
- Thanks to its design, the 6 ton mini+ version can be used even in tight spaces.
- The 12 ton tool offers wider crimping ranges and higher punching capacities.
- Only dies and/or adapters need to be changed for the various applications. A crimping tool can be turned into a cutting or punching tool within seconds.
- This boosts efficiency especially when it comes to assembly applications.
- All adapters and dies are compatible with all tools in the Klauke® multi range.



- **One tool - 3 functions.**
- **Interchangeable adapters for crimping, cutting and punching.**
- **Available as hand-operated, battery powered and hydraulic universal heads in combination with a Klauke system pump.**

HK 60 UNV Hand-operated hydraulic universal tool



- **One head for crimping, cutting and punching - one tool for all**
- **Ideal for field operations where all common jobs can be carried out with just one tool**

Characteristics

- Universal head flip-top style, rotatable
- Adapter for crimping dies of the Klauke Series 5, 18 and 22
- Various cutting dies for aluminum and copper conductors with and without armouring as well as Al/St-Cables (ACSR)
- Dies for cutting threaded rods and DIN rails
- Punching adapter for Greenlee punching tools
- Dies to punch DIN rails
- Light weight due to high quality aluminum housing
- 2-stage hydraulic system with fast feed and power stroke
- Automatic retraction when operation is complete
- Manual retract in case of need
- Environmentally-friendly hydraulic oil, quickly biodegradable

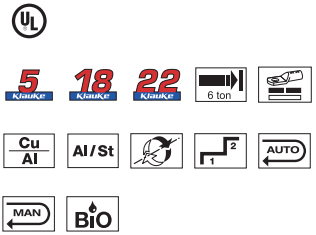

Technical data	
Crimping force	60 kN
Stroke	42 mm
Crimping range	6 - 300 mm²
Cutting range	max. 40 mm dia.
Punching capacity	up to 64 mm dia. round, up to 92 x 92 mm square
Length	540 mm
Weight	3.5 kg
Ambient temperature	-20°C to +40 °C

Item	Part No.
Hand-operated hydraulic universal tool	**HK60UNV**

Scope of supply	Part No.	Page
Steel carrying case for HK 60 UNV with space for adapters and dies	MK60UNV	

Please observe adapters on page 359



PK 60 UNV Hydraulic universal head

- **One head for crimping, cutting and punching - one tool for all**
- **Ideal for field operations where all common jobs can be carried out with just one tool**
- **For connecting to hydraulic pumps with 700 bar operating pressure for best possible crimping, cutting and punching results**



Characteristics

- Universal head with quick coupling, under no pressure, rotates 360°, flip top style
- Various cutting dies for aluminum and copper conductors with and without armouring as well as Al/St-Cables (ACSR)
- Dies to punch DIN rails
- Adapter for crimping dies of the Klauke Series 5, 18 and 22

Technical data	
Crimping force	60 kN
Stroke	42 mm
Crimping cycle	3 s to 5 s (depending on cross-section)
Number of crimps	approx. 300 at 150 mm² Cu DIN
Cutting range	max. 40 mm dia.
Number of cuts	approx. 110 at 4 x 70 mm² NYY
Punching capacity	up to 64 mm dia. round, up to 92 x 92 mm square
Operating pressure	max. 700 bar
Length	350 mm
Weight	2.4 kg

Item	Part No.
Hydraulic universal head	**PK60UNV**

Scope of supply	Part No.	Page
Carrying bag	TT2	217

Please observe adapters on page 359

EKM 60 UNV-L Battery powered universal tool 6 - 300 mm²



- One head for crimping, cutting and punching - one tool for all
- Ideal for field operations where all common jobs can be carried out with just one tool
- Small and slim, perfect for operations in critical areas

Characteristics

- Universal head flip-top style, rotatable
- Electronic control and monitoring of operation
- One-button operating concept for controlling all tooling functions
- Ergonomic 2-component plastic housing with soft linings
- Balanced centre of gravity for easy handling
- LED for workplace illumination
- High-performance 18V Li-Ion battery
- High-performance motors for maximum operating speed
- Energy saving function by stopping motor after successful operation
- Quick motor stop for high user safety
- Automatic retraction when operation is complete
- Manual retract in case of need
- Manual retract stop with "teach-in" (MRS+) for positioning control in case of multiple crimpings
- Multi-function LED for maintenance control, charge level indicator of the battery and for data transmission via USB adapter

Technical data	
Crimping force	60 kN
Stroke	27 mm
Crimping range	6 - 300 mm²
Crimping cycle	7 s to 9 s (depending on cross-section)
Number of crimps	approx. 200 at 150 mm² Cu DIN
Cutting range	max. 25 mm dia.
Number of cuts	approx. 165 - 300
Punching capacity	approx. 170 for 60 mm round, 3 mm mild steel; approx. 230 for 22.5 mm round, 3 mm mild steel
Battery voltage	18 V
Battery capacity	1.3 Ah, Li-Ion
Charging time	15 min.
Weight	3.0 kg
Ambient temperature	-10°C to +40 °C

Item	Part No.
Battery powered hydraulic universal tool 6 - 300 mm²	**EKM60UNVL**

Scope of supply	Part No.	Page
Battery 18 V / 1.3 Ah, Li-Ion (23.4 Wh)	RAL1	398
Quick-charger for 18V Li-Ion batteries, 230 V	LGL1	400
Plastic case	KKMUNVL	
Adapter for crimping dies of Series 22	UA22	
Adapter 15 mm for cutting dies	UAM	

Accessories	Part No.	Page
Battery 18 V / 3.0 Ah, Li-Ion (54 Wh)	RAL2	398
18 V mains adapter for 240 V Voltage	NG2230	399
USB adapter	PGA1	408

Variants	Part No.	Page
L-BOXX with universal crimping tool EKM60UNVL, 6 - 300 mm²	LBOXXEKM60UNVL	

Please observe adapters on page 359





EK 60 UNV-L Battery powered universal tool 6 - 300 mm²

- One head for crimping, cutting and punching - one tool for all
- Ideal for field operations where all common jobs can be carried out with just one tool
- Fast working due to 2-stage hydraulics



Characteristics

- Universal head flip-top style, rotatable
- Electronic control and monitoring of operation
- One-button operating concept for controlling all tooling functions
- Ergonomic 2-component plastic housing with soft linings
- Balanced centre of gravity for easy handling
- LED for workplace illumination
- High-performance 18V Li-Ion battery
- High-performance motors for maximum operating speed
- 2-stage hydraulic system with fast feed and power stroke
- Energy saving function by stopping motor after successful operation
- Quick motor stop for high user safety
- Automatic retraction when operation is complete
- Manual retract in case of need
- Manual retract stop with "teach-in" (MRS+) for positioning control in case of multiple crimpings
- Multi-function LED for maintenance control, charge level indicator of the battery and for data transmission via USB adapter
- Environmentally-friendly hydraulic oil, quickly biodegradable



Technical data	
Crimping force	60 kN
Crimping range	6 - 300 mm²
Crimping cycle	3 s to 5 s (depending on cross-section)
Number of crimps	approx. 300 at 150 mm² Cu DIN
Cutting range	max. 40 mm dia.
Number of cuts	approx. 110 at 4 x 70 mm² NYY
Punching capacity	up to 64 mm dia. round
Battery voltage	18 V
Battery capacity	3.0 Ah, Li-Ion
Charging time	22 min.
Weight	4.6 kg
Ambient temperature	-12°C to +40 °C

Item	Part No.
Battery powered hydraulic universal tool 6 - 300 mm²	**EK60UNVL**

Scope of supply	Part No.	Page
Battery 18 V / 3.0 Ah, Li-Ion (54 Wh)	RAL2	398
Quick-charger for 18V Li-Ion batteries, 230 V	LGL1	400
Plastic case	KK120UNVL	
Adapter for crimping dies of Series 22	UA22	

Accessories	Part No.	Page
18 V mains adapter for 240 V Voltage	NG2230	399
USB adapter	PGA1	408

Variants	Part No.	Page
EK60UNVL with crimping die set R22, 16 - 240 mm² and adapter UA22 and cutting inserts to max. 40 mm Ø (UCACSR/UC40)	EK60UNVLSETR	

Please observe adapters on page 359



EK 120 UNV-L Battery powered universal tool 10 - 400 mm²



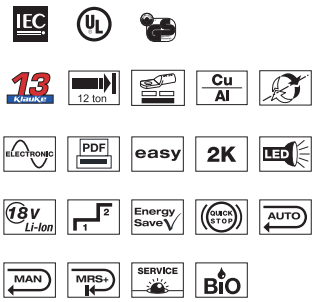



- One head for crimping, cutting and punching - one tool for all
- Ideal for field operations where all common jobs can be carried out with just one tool
- Fast working due to 2-stage hydraulics
- Very large crimping range

Characteristics

- Universal head flip-top style, rotatable
- Electronic control and monitoring of operation
- One-button operating concept for controlling all tooling functions
- Ergonomic 2-component plastic housing with soft linings
- Balanced centre of gravity for easy handling
- LED for workplace illumination
- High-performance 18V Li-Ion battery
- High-performance motors for maximum operating speed
- 2-stage hydraulic system with fast feed and power stroke
- Energy saving function by stopping motor after successful operation
- Quick motor stop for high user safety
- Automatic retraction when operation is complete
- Manual retract in case of need
- Manual retract stop with "teach-in" (MRS+) for positioning control in case of multiple crimpings
- Multi-function LED for maintenance control, charge level indicator of the battery and for data transmission via USB adapter

Technical data	
Crimping force	108 kN
Stroke	42 mm
Crimping range	10 - 400 mm²
Crimping cycle	Depending on cable type
Number of crimps	approx. 110 at 150 mm² Cu DIN
Cutting range	max. 40 mm dia.
Number of cuts	Depending on cable type
Punching capacity	up to 144 mm dia. round, up to 138 x 138 mm square
Battery voltage	18 V
Battery capacity	3.0 Ah, Li-Ion
Charging time	22 min.
Weight	6.3 kg
Ambient temperature	-12°C to +40 °C

Item	Part No.
Battery powered hydraulic universal tool 10 - 400 mm²	**EK120UNVL**

Scope of supply	Part No.	Page
Battery 18 V / 3.0 Ah, Li-Ion (54 Wh)	RAL2	398
Quick-charger for 18V Li-Ion batteries, 230 V	LGL1	400
Adapter for crimping dies	UA12T	
Plastic case	KK120UNVL	

Accessories	Part No.	Page
18 V mains adapter for 240 V Voltage	NG2230	399
USB adapter	PGA1	408

Please observe adapters on page 359

Item		Part No.	tools 6 ton	tools 12 ton
Crimping				
	Adapter for crimping dies series 5	**UA5**	■	
	Adapter for crimping dies series 13	**UA12TKL**		■
	Adapter for crimping dies series 18	**UA18**	■	
	Adapter for crimping dies series 22	**UA22**	■	
Cutting				
	Adapter 15 mm for cutting dies	**UAM****	■	
	Cutting die for Al/Cu conductors to max. 40 mm dia.	**UCACSR***	■	■
	Cutting die to max. 26 mm dia.	**UC26***	■	■
	Cutting die to max. 40 mm dia.	**UC40***	■	■
	Cutting die for threaded rods M5 metric	**UCM5**	■	■
	Cutting die for threaded rods M6 metric	**UCM6**	■	■
	Cutting die for threaded rods M8 metric	**UCM8**	■	■
	Cutting die for threaded rods M10 metric	**UCM10**	■	■
	Cutting die for threaded rods M12 metric	**UCM12**	■	■
	Cutting die for threaded rods 1/4“	**UCUNC14**	■	■
	Cutting die for threaded rods 3/8“	**UCUNC38**	■	■
	Cutting die for threaded rods 1/2“	**UCUNC12**	■	■
	Cutting die for profile conductors 35 x 15	**UCD3515**	■	■
	Cutting die for profile conductors 32 x 15 x 9	**UCD3215**	■	■
	Cutting die for profile conductors 35 x 7.5	**UCD3575**	■	■
	Cutting die for profile conductors 2980	**UCN2980**	■	■
	Cutting die for laminated Cu bus bars, max. width 37.5 mm	**UCF**	■	■
	Schneideinsatz zum Fahrdrahtschneiden im Eisenbahnbau 107 mm², Typ AC	**UCAC107**	■	■
	Cutting die 85 mm² type BC for catenary wires in railway construction	**UCBC85**	■	■
	Cutting die 110 mm² type BC for catenary wires in railway construction	**UCBC110**	■	■
	Cutting die 120 mm² type BC for catenary wires in railway construction	**UCBC120**	■	■
	Cutting die 150 mm² type BC for catenary wires in railway construction	**UCBC150**	■	■
Punching				
	Punching adapter for holes 64 mm dia., 92 x 92 mm and 46 x 92 mm	**UA6P**	■	
	Hole punch adapter to 144 mm dia., 138 x 138 mm and 68 x 138 mm	**UA12P**		■
	Die for punching DIN rails 35x15; 32x15x9; 35x7.5	**UPD6**	■	■

* In conjunction with EKM 60 UNV-L the cutting range is max. 25 mm dia

** Can be used only with EKM60UNVL

Many heads,

even more potential.



Crimping and cutting heads for modular systems.

Klauke crimping and cutting heads can be individually configured with Klauke system pumps for special applications. We offer an extensive range as well as crimping tools for workbench mounting.

Typical applications for workbench-mounted tools include cable harness assembly and assembly preparations.





- **Crimping heads with crimping forces of 55 kN to 1000 kN.**
- **Cutting heads up to 120 mm dia.**
- **Individually configurable with drive units at 700 bar operating pressure.**
- **Hydraulic crimping tools for workbench mounting for Klauke 18, 22 and 13 die series.**

The correct **crimping head** *for every application.*

Tool	Crimping force	Crimping range	Series	Features
PK 18 	60 kN	6 - 185 mm²	18 Klauke	For standardised crimping dies to DIN 48083, sheet 1.
PK 22 	60 kN	6 - 300 mm²	22 Klauke	Slim crimping head - ideal when space is critical.
PK 60 VP 	55 kN	10 - 240 mm²		"The patented centring system guarantees every time optimum crimping results".
PK 60 VP/FT 	55 kN	16 - 300 mm²		Closed crimping head - ideal for utility lines construction.
PK 120/42 	120 kN	10 - 400 mm²	13 Klauke	42 mm opening width.
PK 120 U 	120 kN	10 - 400 mm²	13 Klauke	H-head for deep groove crimping.
PK 25/2 	250 kN	16 - 625 mm²	25 Klauke	For standardised crimping dies to DIN 48083, sheet 3.
PK 45 	450 kN	120 - 1000 mm²	45 Klauke	Sturdy construction.
PK 1000 	1000 kN	To 1600 mm²	100 Klauke	100 t crimping head in compact design, single-acting.
THK 18 	60 kN	6 - 185 mm²	18 Klauke	For workbench mounting, BG-compliant design.
THK 22 	60 kN	6 - 300 mm²	22 Klauke	
THK 120 	120 kN	10 - 400 mm²	13 Klauke	

Improved cutting using the correct **cutting heads.**

Tool	Design		Cutting range mm dia.	Cutting force kN[2]	Application				Features
	Open head	Closed head			Cu / Al[1]	Al / St (ACSR)	Cu / Al, solid	Steel, solid	
SDG 45 		✔	45	60	✔	✔	✔	✔	Especially for Al/St ropes to 45 mm dia. and St, solid.
SDG 50 		✔	48	60	✔				For multi-stranded Al and Cu cables.
SDG 55 		✔	55	120	✔	✔	✔	✔	With 120 kN cutting force for all cables and Al/St ropes to 55 mm dia.
SDK 65 	✔		65	42	✔				Ideal for cutting earth cables to 65 mm dia.
SDG 85/2 		✔	85	60	✔				For cutting copper and aluminum cables to 85 mm dia.
SDK 85 	✔		85	30	✔				For cutting telecommunication and earth cables to 85 mm dia.
SDG 105 		✔	105	120	✔		✔		Very wide cutting range to 105 mm dia. - also for armoured cables.
SDK 105 	✔		105	74	✔				Also for fine stranded cables to 105 mm dia.
SDK 120 	✔		120	55	✔				Extremely large cutting range to 120 mm dia.

[1] This column also includes Cu / Al multi-stranded and Cu / Al with sheet metal and wire armouring.
[2] The exact cutting capacity depends on the type of cable or rope.

PK 18 Hydraulic crimping head 6 - 185 mm²



- **For connecting to hydraulic pumps with 700 bar operating pressure for best possible crimping results**
- **Crimping dies are connected by spring - cannot get lost**

Characteristics

- For interchangeable dies, series 18, narrow crimping
- Open crimping head with quick coupling, under no pressure, rotates 360°
- For dies acc. to DIN 48083, page 1

Technical data	
Crimping force	60 kN
Stroke / opening width	17 mm
Crimping range	6 - 185 mm²
Operating pressure	max. 700 bar
Weight	3.2 kg

Item	Part No.
Hydraulic crimping head 6 - 185 mm²	**PK18**

Scope of supply	Part No.	Page
Carrying bag	TT2	217

THK 18 Hydraulic crimping tool for workbench mounting 6 - 185 mm²



- **BG-compliant version**
- **For connecting to hydraulic pumps with 700 bar operating pressure for best possible crimping results**

Characteristics

- For interchangeable dies, series 18, narrow crimping
- Quick coupling
- For dies acc. to DIN 48083, page 1
- For workbench mounting

Technical data	
Crimping force	60 kN
Crimping range	6 - 185 mm²
Operating pressure	max. 700 bar
Weight	8.2 kg
Dimensions	H x W x D: 220 x 160 x 120 mm

Item	Part No.
Hydraulic crimping tool for work bench mounting 6 - 185 mm²	**THK18**

Available dies for Series 18 for PK 18 and THK 18

Suitable for	Connection material	Crimping range mm²	Crimp profile	Page
Tubular cable lugs and connectors, Cu				
Tubular cable lugs and connectors, Cu, standard type, tubular cable lugs for switchgear connections		6 - 185		427
Insulated tubular cable lugs and connectors, insulated pin terminals		10 - 95		427
Tubular cable lugs and connectors for fine stranded conductors		10 - 50		428
Tubular cable lugs and connectors for solid conductors		1.5 - 16		428
Compression cable lugs and connectors acc. to DIN - Cu				
Compression cable lugs (DIN 46235) and connectors (DIN 46267, part 1) Cu		6 - 185		428
Terminals, connectors and pin terminals acc. to DIN - Cu				
Terminals (DIN 46234) and pin terminals (DIN 46230) Cu, solder-less connectors (DIN 46341) Cu		10 - 70		429
Insulated terminals and pin terminals		10 - 50		429
Sleeves for compacted conductors and sector shaped conductors, Cu				
Pre-rounding crimping dies for Al and Cu sector shaped conductors, 3 and 4 core sector shaped conductors		10 sm - 240 se / 185 sm		429
Compression cable lugs and connectors acc. to DIN - Al				
Compression cable lugs and connectors acc. to DIN - Al		10 - 185		430
Compression joints for full tension connections of Aldrey cables acc. to DIN EN 50182		25 - 95		430
Compression cable lugs and connectors - Al/Cu				
Compression cable lugs and connectors - Al/Cu		10 - 185		430
Clamps and screw connectors				
C-clamps		4 - 50		430
Cable end-sleeves				
Cable end-sleeves		10 - 95		431
Twin cable end-sleeves		2 x 4 - 2 x 16		431
Cable end-sleeves, trapezodial, for fine stranded conductors		10 - 95		431
Twin cable end-sleeves, trapezodial, for fine stranded conductors		2 x 4 - 2 x 16		432
Cutting die				
Cutting range		18 mm dia.		432

Please observe the restrictions in the technical index when crimping connectors!

PK 22 Hydraulic crimping head 6 - 300 mm²





- **Large crimping range up to 300 mm²**
- **Slim crimping head - ideal when space is critical**

Characteristics

- For interchangeable dies, series 22, narrow crimping
- Closed crimping head with quick coupling, flip top style, under no pressure, rotates 360°
- For connecting to hydraulic pumps with 700 bar operating pressure for best possible crimping results

Order info

- Also available for "W" crimping dies (UL certified), part number appendix "W"

Technical data	
Crimping force	60 kN
Stroke / opening width	17 mm
Crimping range	6 - 300 mm²
Operating pressure	max. 700 bar
Weight	3.0 kg

Item	Part No.
Hydraulic crimping head 6 - 300 mm²	**PK22**

Scope of supply	Part No.	Page
Carrying bag	TT2	217

THK 22 Hydraulisches Presswerkzeug zur Tischmontage 6 - 300 mm²





- **Large crimping range up to 300 mm²**
- **For connecting to hydraulic pumps with 700 bar operating pressure for best possible crimping results**

Characteristics

- For interchangeable dies, series 22, narrow crimping
- Quick coupling
- For workbench mounting
- BG-compliant version

Technical data	
Crimping force	60 kN
Crimping range	6 - 300 mm²
Operating pressure	max. 700 bar
Weight	8.8 kg
Dimensions	H x W x D: 220 x 160 x 120 mm

Item	Part No.
Hydraulic crimping tool for work bench mounting 6 - 300 mm²	**THK22**

Available dies for Series 22 for PK 22 and THK 22

Suitable for	Connection material	Crimping range mm²	Crimp profile	Page
Tubular cable lugs and connectors, Cu				
Tubular cable lugs and connectors blue connection for compacted conductors acc. to VDE 0295, class 2		6 - 300		433
Tubular cable lugs and connectors, Cu, standard type, tubular cable lugs for switchgear connections		6 - 300		434
Insulated tubular cable lugs and connectors, insulated pin terminals		10 - 150		434
Tubular cable lugs and connectors for fine stranded conductors		10 - 70		435
Tubular cable lugs and connectors for solid conductors		1.5 - 16		435
Tubular cable lugs and connectors, Ni, stainless steel				
Tubular cable lugs and connectors, stainless steel		0.5 - 16		435
Tubular cable lugs and connectors, Ni		10 - 50		435
Compression cable lugs and connectors acc. to DIN - Cu				
Compression cable lugs (DIN 46235) and connectors (DIN 46267, part 1) Cu		6 - 300		436
Double crimping compression cable lugs		2 x 50 - 2 x 70		436
Terminals, connectors and pin terminals acc. to DIN - Cu				
Terminals (DIN 46234) and pin terminals (DIN 46230) Cu, solderless connectors (DIN 46341) Cu		10 - 70		437
Insulated terminals and pin terminals		10 - 70		437
Sleeves for compacted conductors and sector shaped conductors, Cu				
Pre-rounding crimping dies for Al and Cu sector shaped conductors, 3 and 4 core sector shaped conductors		10 sm - 300 se / 240 sm		437
Compression cable lugs and connectors acc. to DIN - Al				
Compression cable lugs and connectors acc. to DIN - Al		10 - 300		438
Compression joints for full tension connections of Aldrey cables acc. to DIN EN 50182, Al conductors DIN EN 50182, 120 - 185 mm²		25 - 185		438
Compression joints acc. to DIN 48085, part 3 for Al-steel cables acc. to DIN EN 50182, aluminum crimping		25/4 - 120/20		439
Compression joints acc. to DIN 48085, part 3 for Al-steel cables acc. to DIN EN 50182, steel crimping		25/4 - 120/20		439
Compression cable lugs and connectors - Al/Cu				
Compression cable lugs and connectors - Al/Cu		10 - 300		438
Clamps and screw connectors				
C-clamps		4 - 50		439
H-clamps		70		439
Cable end-sleeves				
Cable end-sleeves		10 - 240		440
Twin cable end-sleeves		2 x 4 - 2 x 16		440
Cable end-sleeves, trapezodial, for fine stranded conductors		10 - 240		440
Twin cable end-sleeves, trapezodial, for fine stranded conductors		2 x 4 - 2 x 16		441

Please observe the restrictions in the technical index when crimping connectors!

PK 60 VP Hydraulic crimping head 10 - 240 mm²



- **Suitable for crimping tubular cable lugs and connectors "standard type" and fine and superfine stranded conductors to 240 mm²**
- **The patented centring system guarantees every time optimum crimping results**
- **No additional dies required**

Characteristics

- Quad-point indent crimping
- Wide crimping
- Open crimping head with quick coupling, under no pressure, rotates 360°
- For connecting to hydraulic pumps with 700 bar operating pressure for best possible crimping results

Technical data	
Crimping force	55 kN
Crimping range	10 - 240 mm²
Operating pressure	max. 700 bar
Weight	2.8 kg

Item	Part No.
Hydraulic crimping head 10 - 240 mm²	**PK60VP**

Scope of supply	Part No.	Page
Carrying bag	TT2	217

Suitable for	Connection material	Crimping range mm²	Crimp profile
Tubular cable lugs standard type and tubular cable lugs for switchgear connections		10 - 240	
Connectors, Standard type		10 - 120	
Tubular cable lugs for fine stranded conductors		10 - 240	
Connector for fine stranded conductors		10 - 95	

PK 60 VP/FT Hydraulic crimping head 16 - 300 mm²

- **Suitable for crimping tubular cable lugs and connectors "standard type" and fine and superfine stranded conductors to 300 mm²**
- **The patented centring system guarantees every time optimum crimping results**
- **Closed crimping head - ideal for utility lines construction**



Characteristics

- Quad-point indent crimping
- Wide crimping
- Closed crimping head with quick coupling, flip top style, under no pressure, rotates 360°
- For connecting to hydraulic drive units with 700 bar operating pressure for best possible crimping results

Technical data	
Crimping force	55 kN
Crimping range	16 - 300 mm²
Operating pressure	max. 700 bar
Length	315 mm
Weight	2.8 kg

Item	Part No.
Hydraulic crimping head 16 - 300 mm²	**PK60VPFT**

Scope of supply	Part No.	Page
Carrying bag	TT2	217

Suitable for	Connection material	Crimping range mm²	Crimp profile
Tubular cable lugs standard type and tubular cable lugs for switchgear connections		16 - 300	
Tubular cable lugs and connectors for fine stranded conductors		16 - 300	

PK 120/42 Hydraulic crimping head 10 - 400 mm²



- **Large crimping range up to 400 mm²**
- **C-head with large 42 mm opening width**
- **Up to 60% less crimping operations due to wide crimping compared with 6 t tools**

Characteristics

- For interchangeable dies, series 13, wide crimping
- Crimping head with quick coupling, under no pressure, rotates 360°
- For connecting to hydraulic pumps with 700 bar operating pressure for best possible crimping results

Technical data	
Crimping force	130 kN
Stroke / opening width	42 mm
Crimping range	10 - 400 mm²
Operating pressure	max. 700 bar
Weight	4.5 kg

Item	Part No.
Hydraulic crimping head 10 - 400 mm²	**PK12042**

Scope of supply	Part No.	Page
Carrying bag	TT2	217

THK 120 Hydraulic crimping tool for workbench mounting 10 - 400 mm²



- **Large crimping range up to 400 mm²**
- **For workbench mounting**
- **BG-compliant version**
- **Up to 60% less crimping operations due to wide crimping compared with 6 t tools**

Characteristics

- For interchangeable dies, series 13, wide crimping
- Quick coupling
- For connecting to hydraulic pumps with 700 bar operating pressure for best possible crimping results

Technical data	
Crimping force	120 kN
Crimping range	10 - 400 mm²
Operating pressure	max. 700 bar
Weight	12 kg
Dimensions	H x W x D: 285 x 160 x 110 mm

Item	Part No.
Hydraulic crimping tool for work bench mounting 10 - 400 mm²	**THK120**

Available dies for Series 13 for PK 120/42 and THK 120

Suitable for	Connection material	Crimping range mm²	Crimp profile	Page
Tubular cable lugs and connectors, Cu				
Tubular cable lugs and connectors blue connection for compacted conductors acc. to VDE 0295, class 2		16 - 400		442
Tubular cable lugs and connectors, Cu, standard type, tubular cable lugs for switchgear connections		16 - 400		443
Insulated tubular cable lugs and connectors, insulated pin terminals		10 - 150		443
Tubular cable lugs and connectors for fine stranded conductors		16 - 150		444
Compression cable lugs and connectors acc. to DIN - Cu				
Compression cable lugs (DIN 46235) and connectors (DIN 46267, part 1) Cu		16 - 300		444
Double crimping compression cable lugs		2 x 50 - 2 x 95		444
Terminals, connectors and pin terminals acc. to DIN - Cu				
Terminals (DIN 46234) and pin terminals (DIN 46230) Cu, solderless connectors (DIN 46341) Cu		16 - 150		445
Insulated terminals and pin terminals		10 - 95		445
Sleeves for compacted conductors and sector shaped conductors, Cu				
Pre-rounding crimping dies for Al and Cu sector shaped onductors, 3 and 4 core sector shaped conductors		10 sm - 300 se / 300 sm		445
Compression cable lugs and connectors acc. to DIN - Al				
Compression cable lugs and connectors acc. to DIN - Al		10 - 240		446
Compression joints for full tension connections of Aldrey cables acc. to DIN EN 50182, Al conductors DIN EN 50182, 120 - 185 mm²		25 - 185		446
Compression joints acc. to DIN 48085, part 3 for Al-steel cables acc. to DIN EN 50182, aluminum crimping		25/4 - 120/20		446
Compression joints acc. to DIN 48085, part 3 for Al-steel cables acc. to DIN EN 50182, steel crimping		25/4 - 120/20		447
Compression cable lugs and connectors - Al/Cu				
Compression cable lugs and connectors - Al/Cu		10 - 240		446
Clamps and screw connectors				
C-clamps		10 - 70		447
H-clamps		70 - 120		447
Cable end-sleeves				
Cable end-sleeves		25 - 240		448
Cable end-sleeves, trapezodial, for fine stranded conductors		25 - 240		448

Please observe the restrictions in the technical index when crimping connectors!

PK 120 U Hydraulic crimping head 10 - 400 mm²





- **H-head for deep groove crimping**
- **Up to 60% less crimping operations due to wide crimping compared with 6 t tools**

Characteristics

- For interchangeable dies, series 13, wide crimping
- H-Form crimping head with quick coupling, under no pressure, rotates 360°
- For connecting to hydraulic pumps with 700 bar operating pressure for best possible crimping results

Technical data	
Crimping force	120 kN
Stroke / opening width	20 mm
Crimping range	10 - 400 mm²
Operating pressure	max. 700 bar
Length	320 mm
Weight	3.7 kg

Item	Part No.
Hydraulic crimping head 10 - 400 mm²	**PK120U**

Scope of supply	Part No.	Page
Carrying bag	TT2	217

Available dies for Series 13 for PK 120 U

Suitable for	Connection material	Crimping range mm²	Crimp profile	Page
Tubular cable lugs and connectors, Cu				
Tubular cable lugs and connectors blue connection for compacted conductors acc. to VDE 0295, class 2		16 - 400		442
Tubular cable lugs and connectors, Cu, standard type, tubular cable lugs for switchgear connections		16 - 400		443
Insulated tubular cable lugs and connectors, insulated pin terminals		10 - 150		443
Tubular cable lugs and connectors for fine stranded conductors		16 - 150		444
Compression cable lugs and connectors acc. to DIN - Cu				
Compression cable lugs (DIN 46235) and connectors (DIN 46267, part 1) Cu		16 - 300		444
Double crimping compression cable lugs		2 x 50 - 2 x 95		444
Terminals, connectors and pin terminals acc. to DIN - Cu				
Terminals (DIN 46234) and pin terminals (DIN 46230) Cu, solderless connectors (DIN 46341) Cu		16 - 150		445
Insulated terminals and pin terminals		10 - 95		445
Sleeves for compacted conductors and sector shaped conductors, Cu				
Pre-rounding crimping dies for Al and Cu sector shaped conductors, 3 and 4 core sector shaped conductors		10 sm - 300 se / 300 sm		445
Compression cable lugs and connectors acc. to DIN - Al				
Compression cable lugs and connectors acc. to DIN - Al		10 - 240		446
Compression joints for full tension connections of Aldrey cables acc. to DIN EN 50182, Al conductors DIN EN 50182, 120 - 185 mm²		25 - 185		446
Compression joints acc. to DIN 48085, part 3 for Al-steel cables acc. to DIN EN 50182, aluminum crimping		25/4 - 120/20		446
Compression joints acc. to DIN 48085, part 3 for Al-steel cables acc. to DIN EN 50182, steel crimping		25/4 - 120/20		447
Compression cable lugs and connectors - Al/Cu				
Compression cable lugs and connectors - Al/Cu		10 - 240		430
Clamps and screw connectors				
C-clamps		10 - 70		447
H-clamps		70 - 120		447
Cable end-sleeves				
Cable end-sleeves		25 - 240		448
Cable end-sleeves, trapezodial, for fine stranded conductors		25 - 240		448

Please observe the restrictions in the technical index when crimping connectors!

PK 25/2 Hydraulic crimping head 16 - 625 mm²



- For dies acc. to DIN 48083, page 3
- Very large crimping range to 625 mm²
- For connecting to hydraulic pumps with 700 bar operating pressure for best possible crimping results

Characteristics

- For interchangeable dies, series 25, wide crimping
- Crimping head with quick coupling, under no pressure, rotates 360°

Technical data	
Crimping force	250 kN
Stroke / opening width	20 mm
Crimping range	16 - 625 mm²
Operating pressure	max. 700 bar
Length	335 mm
Weight	5.3 kg

Item	Part No.
Hydraulic crimping head 16 - 625 mm²	**PK252**

Scope of supply	Part No.	Page
Carrying bag	TT2	217

Available dies for Series 25 for PK 25/2

Suitable for	Connection material	Crimping range mm²	Crimp profile	Page
Tubular cable lugs and connectors, Cu				
Tubular cable lugs and connectors, Cu, standard type, tubular cable lugs for switchgear connections		16 - 400		449
Insulated tubular cable lugs and connectors, insulated pin terminals		10 - 150		449
Tubular cable lugs and connectors for fine stranded conductors		16 - 300		450
Compression cable lugs and connectors acc. to DIN - Cu				
Compression cable lugs (DIN 46235) and connectors (DIN 46267, part 1) Cu		16 - 625		450
Double crimping compression cable lugs		2 x 50 - 2 x 120		450
Terminals, connectors and pin terminals acc. to DIN - Cu				
Terminals (DIN 46234) and pin terminals (DIN 46230) Cu, solderless connectors (DIN 46341) Cu		16 - 240		451
Insulated terminals and pin terminals		10 - 150		451
Sleeves for compacted conductors and sector shaped conductors, Cu				
Pre-rounding crimping dies for Al and Cu sector shaped conductors, 3 and 4 core sector shaped conductors		10 sm - 300 se / 300 sm		451
Compression cable lugs and connectors acc. to DIN - Al				
Compression cable lugs and connectors acc. to DIN - Al		10 - 500		452
Compression joints for full tension connections of Aldrey cables acc. to DIN EN 50182, Al conductors DIN EN 50182, 120 - 300 mmÂ²		25 - 300		452
Compression joints acc. to DIN 48085, part 3 for Al-steel cables acc. to DIN EN 50182, aluminum crimping		25/4 - 120/20		452
Compression joints acc. to DIN 48085, part 3 for Al-steel cables acc. to DIN EN 50182, steel crimping		25/4 - 120/20		453
Aluminum/copper compression cable lugs and connectors				
Aluminum/copper compression cable lugs and connectors		10 - 500		452
Clamps and screw connectors				
C-clamps		10 - 185		453
H-clamps		70 - 120		453
Cable end-sleeves				
Cable end-sleeves		25 - 240		454
Cable end-sleeves, trapezodial, for fine stranded conductors		25 - 240		454

Please observe the restrictions in the technical index when crimping connectors!

PK 45 Hydraulic crimping head 120 - 1000 mm²



- **Very large crimping range to 1000 mm²**
- **Sturdy construction for safe working**
- **For connecting to hydraulic pumps with 700 bar operating pressure for best possible crimping results**

Characteristics

- For interchangeable dies, series 45, wide crimping
- Crimping head with quick coupling, under no pressure, rotates 360°

Technical data	
Crimping force	450 kN
Crimping range	120 - 1000 mm²
Operating pressure	max. 700 bar
Weight	10.3 kg
Height	265 mm

Item	Part No.
Hydraulic crimping head 120 - 1000 mm²	**PK45**

Scope of supply	Part No.	Page
Carrying bag	TT2	217

Available dies for Series 45 for PK 45

Suitable for	Connection material	Crimping range mm²	Crimp profile	Page
Compression cable lugs and connectors acc. to DIN - Cu				
Compression cable lugs (DIN 46235) and connectors (DIN 46267, part 1) Cu	DIN	120 - 1000		455
Compression cable lugs and connectors acc. to DIN - Al				
Compression cable lugs and connectors acc. to DIN - Al	Al	150 - 500		455
Compression joints for full tension connections of Aldrey cables acc. to DIN EN 50182, Al conductors DIN EN 50182, 150 - 300 mm²	Aldrey	150 - 300		455

PK 1000 Hydraulic crimping head, 100 t, up to 1600 mm²



- **Single-acting crimping head for connecting to hydraulic pumps with 700 bar operating pressure**
- **Compact, simple design**
- **Extremely high crimping force**

Characteristics

- For interchangeable dies (outer: to IZUMI standard EP-100W, inside: DIN standard or customer request)
- Nickel-plated version
- Quick coupling

Order info

- Also available in country-specific version, part number appendix "C"

Technical data	
Crimping force	1000 kN
Stroke	25 mm
Crimping range	up to 1600 mm²
Operating pressure	max. 700 bar
Weight	without dies: 27 kg
Height	Incl. handles: 365 mm
Dimensions	Outer diameter: 195 mm

Item	Part No.
Hydraulic 100 t crimping head with Cejn coupling	**PK1000**

SDG 45 Hydraulic cutting head 45 mm dia.

- **High cutting force cuts armoured copper and aluminum cables and Al/St cables (ACSR)**
- **Also suitable for round material made of Al, Cu and Steel**
- **Extremely robust design and lightweight**

Characteristics

- Closed head with bolt interlock, flip open jaws
- Cutting head with quick coupling, under no pressure, rotates 360°
- For connecting to hydraulic pumps with 700 bar operating pressure for best possible cutting results



Technical data	
Cutting range	max. 45 mm dia.
Cutting force	60 kN
Operating pressure	max. 700 bar
Length	340 mm
Weight	3.8 kg

Item	Part No.
Hydraulic cutting head 45 mm dia.	**SDG45**

Scope of supply	Part No.	Page
Carrying bag	TT2	217

Accessories	Part No.	Page
Outer fixed blade	ESG45EF	
Inner moving blade	ESG45ES1	



ESG45EF



ESG45ES1

SDG 50 Hydraulic cutting head 48 mm dia.

- **Cuts copper and aluminum cables with light weight steel armouring (depending on cable type)**
- **Low weight**

Characteristics

- Closed crimping head, flip top style
- Cutting head with quick coupling, under no pressure, rotates 360°
- For connecting to hydraulic pumps with 700 bar operating pressure for best possible cutting results



Technical data	
Cutting range	max. 48 mm dia.
Cutting force	60 kN
Operating pressure	max. 700 bar
Length	330 mm
Weight	2.5 kg

Item	Part No.
Hydraulic cutting head 48 mm dia.	**SDG50**

Scope of supply	Part No.	Page
Carrying bag	TT2	217

Accessories	Part No.	Page
Inner moving blade	ESG50ES	
Outer fixed blade	ESG50EF1	





ESG50EF1



ESG50ES

SDG 55 Hydraulic cutting head 55 mm dia.



Cu Al | Al/St



ESG55EF



ESG55ES

- High cutting force cuts armoured copper and aluminum cables and Al/St cables (ACSR)
- Also suitable for round material made of Al, Cu and Steel
- 120 kN cutting force for maximum output

Characteristics

- Closed cutting head with bolt interlock, flip top style, under no pressure, rotates 360°, with quick coupling
- For connecting to hydraulic pumps with 700 bar operating pressure
- Ergonomic handling through handle

Technical data	
Cutting range	max. 55 mm dia.
Cutting force	120 kN
Operating pressure	max. 700 bar
Length	380 mm
Weight	5.6 kg

Item	Part No.
Hydraulic cutting head 55 mm dia.	**SDG55**

Scope of supply	Part No.	Page
Carrying bag	TT2	217

Accessories	Part No.	Page
Outer fixed blade	ESG55EF	
Inner moving blade	ESG55ES	

SDG 65 Hydraulic cutting head 65 mm dia.



Cu Al



ES65E

- Cuts copper and aluminum cables with light weight steel armouring (depending on cable type)
- Also suitable for fine stranded cable
- Safe working due to high ground stability by double stops

Characteristics

- Open cutting head with quick coupling, under no pressure, rotates 360°
- For connecting to hydraulic pumps with 700 bar operating pressure

Technical data	
Cutting range	max. 65 mm dia.
Cutting force	42 kN
Operating pressure	max. 700 bar
Length	425 mm
Weight	4.7 kg

Item	Part No.
Hydraulic cutting head 65 mm dia.	**SDK65**

Scope of supply	Part No.	Page
Carrying bag	TT2	217

Accessories	Part No.	Page
Replacement blade	ES65E	

SDG 85/2 Hydraulic cutting head 85 mm dia.

- **High user safety through cutting head with bolt interlock**
- **Exceptionally light and compact design**
- **Cuts copper and aluminum cables with light weight steel armouring (depending on cable type)**

Characteristics

- Closed cutting head with bolt interlock, flip top style, under no pressure, rotates 360°, with quick coupling
- For connecting to hydraulic drive units with 700 bar operating pressure for the best possible cutting results
- Handle enables easy handling



Technical data	
Cutting range	max. 85 mm dia.
Cutting force	60 kN
Operating pressure	max. 700 bar
Length	445 mm
Weight	4.3 kg

Item	Part No.
Hydraulic cutting head 85 mm dia.	**SDG852**

Scope of supply	Part No.	Page
Carrying bag	TT2	217

Accessories	Part No.	Page
Outer fixed blade	ESG85EF1	
Inner moving blade	ESG85ES1	



ESG85EF1



ESG85ES1

SDG 85 Hydraulic cutting head 85 mm dia.

- **Cuts copper and aluminum cables with light weight steel armouring (depending on cable type)**
- **Suitable for fine stranded cable and telecommunication cable**
- **Exceptionally light and compact design**
- **Safe working due to high ground stability by double stops**

Characteristics

- Open cutting head with quick coupling, under no pressure, rotates 360°
- For connecting to hydraulic pumps with 700 bar operating pressure for best possible cutting results
- Uniform cut by knife guide



Technical data	
Cutting range	max. 85 mm dia.
Cutting force	30 kN
Operating pressure	max. 700 bar
Length	450 mm
Weight	5.2 kg

Item	Part No.
Hydraulic cutting head 85 mm dia.	**SDK85**

Scope of supply	Part No.	Page
Carrying bag	TT2	217

Accessories	Part No.	Page
Replacement blade	ES85E	



ES85E

SDG 105 Hydraulic cutting head 105 mm dia.



- Cuts copper and aluminum cables (for armoured cables)
- 120 kN cutting force for extremely wide cutting range up to 105 mm dia.
- Exceptionally light and compact design

Characteristics

- Closed cutting head with bolt interlock, under no pressure, rotates 360°, with quick coupling
- Compact design permits cutting also in constricted places
- Handle enables easy handling
- For connecting to hydraulic pumps with 700 bar operating pressure for best possible cutting results

Technical data	
Cutting range	max. 105 mm dia.
Cutting force	120 kN
Operating pressure	max. 700 bar
Length	432 mm
Weight	7.7 kg

Item	Part No.
Hydraulic cutting head 105 mm dia.	**SDG105**

Scope of supply	Part No.	Page
Carrying bag	TT2	217



ESG105EF



ESG105ES

Accessories	Part No.	Page
Inner moving blade	ESG105ES	
Outer fixed blade	ESG105EF	

SDK 105 Hydraulic cutting head 105 mm dia.



- Cuts copper and aluminum cables with light weight steel armouring (depending on cable type)
- Extremely wide cutting range up to 105 mm dia. – also for fine stranded cables
- Exceptionally light and compact design
- Safe working due to high ground stability by double stops

Characteristics

- Open cutting head with quick coupling, under no pressure, rotates 360°
- For connecting to hydraulic pumps with 700 bar operating pressure for best possible cutting results
- High ground stability by double stops

Technical data	
Cutting range	max. 105 mm dia.
Cutting force	74 kN
Operating pressure	max. 700 bar
Length	510 mm
Weight	7.7 kg

Item	Part No.
Hydraulic cutting head 105 mm dia.	**SDK105**

Scope of supply	Part No.	Page
Carrying bag	TT4	217



ES105E

Accessories	Part No.	Page
Replacement blade	ES105E	

SDK 120 Hydraulic cutting head 120 mm dia.

- **Cuts copper and aluminum cables with light weight steel armouring (depending on cable type)**
- **Extremely wide cutting range up to 120 mm dia. – also for fine stranded cables**
- **Exceptionally light and compact design**
- **Safe working due to high ground stability by double stops**



Characteristics

- Open cutting head with quick coupling, under no pressure, rotates 360°
- High ground stability by double stops
- For connecting to hydraulic drive units with 700 bar operating pressure for the best possible cutting results

Technical data	
Cutting range	max. 120 mm dia.
Cutting force	55 kN
Operating pressure	max. 700 bar
Length	538 mm
Weight	8.7 kg

Item	Part No.
Hydraulic cutting head 120 mm dia.	**SDK120**

Scope of supply	Part No.	Page
Carrying bag	TT4	217

Accessories	Part No.	Page
Replacement blade	ES120E	



ES120E









Drive *with a system.*

Hydraulic drive units for Klauke tools.

Klauke stands for connections with system. This applies for both tool and connecting material combinations as well as for individual components within hydraulic tools and systems. All system pumps are capable of driving all Klauke crimping, cutting and universal heads. In addition, individual types with appropriate functions can also be connected to the Bus Bar Tool centre.

All system pumps are precisely matched to Klauke tools and generate 700 bar pressure.

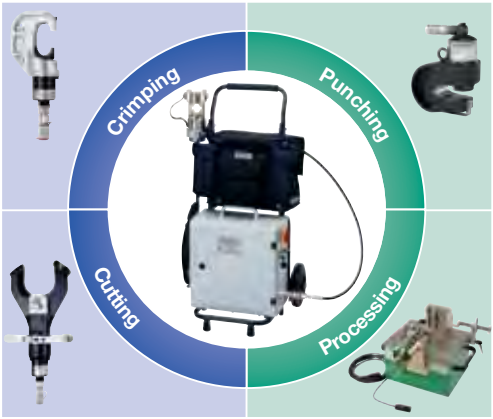

- **System pumps with 700 bar pressure:**
  - **– Foot pumps**
  - **– Electric pumps for 115 V to 400 V**
  - **– 18 V battery powered hydraulic pump, with Li-ion technology.**
- **For driving:**
  - **- Crimping heads and crimping tools for workbench mounting**
  - **– Cutting heads**
  - **– Bus bar processing centres.**

*Currently the only electro-hydraulic drive unit on the market, the **EHP 4** offers the option of regulating the piston feed speed. This means the optimum speed can be selected for every application.*

FHP 2 Foot pump 700 bar

- Two-stage hydraulics
- Manual retraction in case of need and at high pressure end
- Sturdy design



Characteristics

- For the operation of hydraulic crimping and cutting heads
- Automatic pressure switch off

Technical data	
Operating pressure	max. 700 bar
Weight	12 kg

Item	Part No.
Foot pump 700 bar	**FHP2**

Scope of supply	Part No.	Page
Hydraulic hose, 2m	HS22	402

Accessories	Part No.	Page
Hydraulic hose, 3m	HS23	402
Hydraulic hose, 4m	HS24	402
Hydraulic hose, 5m	HS25	402
Hydraulic hose, 6m	HS26	402
Hydraulic hose, 8m	HS28	402
Hydraulic hose, 10m	HS210	402
Digital meter for force and pressure measurement	TC1U	406
Pressure sensor 1000 bar	TP1000	406

PHD 2 Pneumatic hydraulic booster, 700 bar

- Manual retraction in case of need and at high pressure end



Characteristics

- For the operation of hydraulic crimping and cutting heads

Technical data	
Required air pressure	max. 6 bar
Operating pressure	max. 700 bar
Weight	6.3 kg

Item	Part No.
Pneumatic-hydraulic pressure transmitter	**PHD2**

Scope of supply	Part No.	Page
Hydraulic hose, 2m	HS22	402

Accessories	Part No.	Page
Hydraulic hose, 3m	HS23	402
Hydraulic hose, 4m	HS24	402
Hydraulic hose, 5m	HS25	402
Hydraulic hose, 6m	HS26	402
Hydraulic hose, 8m	HS28	402
Hydraulic hose, 10m	HS210	402
Digital meter for force and pressure measurement	TC1U	406
Pressure sensor 1000 bar	TP1000	406

EHP 2 Electro hydraulic drive unit 400 V, 700 bar



ELECTRONIC 400V

Compact dimensions and low weight combined with high conveying capacity

Characteristics

- With three-phase motor
- For the operation of hydraulic crimping and cutting heads
- Hydraulic hose, 2 m
- Connecting cable, 4 m
- Three-stage safety foot switch
- Electronic control
- 70% power-on time

Technical data	
Version	Three-phase motor
Rated output	0.55 kW
Motor voltage	360 V - 440 V / 50 Hz
Capacity	0.82 l / min.
Operating pressure	max. 700 bar
Weight	22.9 kg
Operating mode	70% power-on time

Item	Part No.
Electro-hydraulic pump, 700 bar	**EHP2380**

Scope of supply	Part No.	Page
Hydraulic hose, 2m	HS22	402
Foot switch for electro-hydraul. pumps EHP 2 to EHP 4 and HK 12/2 EL	FTA1	402

Accessories	Part No.	Page
Transport trolley for electro-hydraulic pump EHP 2	TW50	401
Two-hand safety controller for pumps EHP 2 to EHP 4	ZST3	402
Hydraulic hose, 3m	HS23	402
Hydraulic hose, 4m	HS24	402
Hydraulic hose, 5m	HS25	402
Hydraulic hose, 6m	HS26	402
Hydraulic hose, 8m	HS28	402
Hydraulic hose, 10m	HS210	402
Digital meter for force and pressure measurement	TC1U	406
Pressure sensor 1000 bar	TP1000	406
Adapter Klauke sleeve to Greenlee plug	CMGSK	

EHP 3 Electro hydraulic drive unit 400 V, 700 bar

- **Continuous operation**
- **High conveying capacities with compact dimensions**



ELECTRONIC 400V

Characteristics

- With three-phase motor
- For the operation of hydraulic crimping and cutting heads
- Hydraulic hose, 2 m
- Connecting cable, 4 m
- Three-stage safety foot switch
- Electronic control

Technical data	
Version	Three-phase motor
Rated output	1.1 kW
Motor voltage	360 V - 440 V / 50 - 60 Hz
Capacity	0.9 l / min.
Operating pressure	max. 700 bar
Weight	40.9 kg
Operating mode	100% power-on time

Item	Part No.
Electro-hydraulic pump, 700 bar	**EHP3**

Scope of supply	Part No.	Page
Hydraulic hose, 2m	HS22	402
Foot switch for electro-hydraul. pumps EHP 2 to EHP 4 and HK 12/2 EL	FTA1	402

Accessories	Part No.	Page
Two-hand safety controller for pumps EHP 2 to EHP 4	ZST3	402
Hydraulic hose, 3m	HS23	402
Hydraulic hose, 4m	HS24	402
Hydraulic hose, 5m	HS25	402
Hydraulic hose, 6m	HS26	402
Hydraulic hose, 8m	HS28	402
Hydraulic hose, 10m	HS210	402
Digital meter for force and pressure measurement	TC1U	406
Pressure sensor 1000 bar	TP1000	406
Transport trolley for electro-hydraulic pump EHP 3	TWEHP3	401
Adapter Klauke sleeve to Greenlee plug	CMGSK	

EHP 4 Electro hydraulic drive unit, 700 bar



- **Manually adjustable piston stroke speed / volume of the pump**
- **Closed, compact and lockable housing (IP54 or higher) to protect against humidity, dust and unauthorised manipulation**
- **High capacity**

Characteristics

- Compatibility with hydraulic crimping and cutting heads of Klauke
- To connect bus bar tool centre with adapter CMGSK
- For use in conjunction with the LSK 120 with adapter CMGSK for punching bus bars
- Compatibility with Greenlee punching tools (round and special shape punches) with adapter CMGSK
- Manually adjustable piston stroke speed / volume of the pump

Order info

- The hydraulic pumps can be individually configured as customer-specific system.

Technical data	
Version	AC
Rated output	0.75 kW
Motor voltage	EHP4115: 115V/50 Hz, EHP4230: 230V/50 Hz
Capacity	0.82 l / min.
Operating pressure	max. 700 bar
Weight	28.3 kg
Operating mode	70% power-on time

Item	Part No.
Electro-hydraulic pump, 115 V	**EHP4115**
Electro-hydraulic pump, 230 V	**EHP4230**

Scope of supply	Part No.	Page
Hydraulic hose, 3m	HS23	402
Foot switch for electro-hydraul. pumps EHP 2 to EHP 4 and HK 12/2 EL	FTA1	402

Accessories	Part No.	Page
Two-hand safety controller for pumps EHP 2 to EHP 4	ZST3	402
Hydraulic hose, 3m	HS23	402
Hydraulic hose, 4m	HS24	402
Hydraulic hose, 5m	HS25	402
Hydraulic hose, 6m	HS26	402
Hydraulic hose, 8m	HS28	402
Hydraulic hose, 10m	HS210	402
Digital meter for force and pressure measurement	TC1U	406
Pressure sensor 1000 bar	TP1000	406
Transport trolley for electro-hydraulic pump EHP 4	TW150	401
Adapter Klauke sleeve to Greenlee plug	CMGSK	

AHP 700-L Battery powered hydraulic pump, 700 bar

- **Compact and lightweight for mobile use**
- **High capacity**
- **Suitable for operating all single-acting Klauke crimping, cutting and punching tools with 700 bar operating pressure**



Characteristics

- Programme-switching between crimping, cutting, and punching
- Housing from impact-resistant, fibreglass reinforced polyamide
- Large display for monitoring, diagnostics and setting the pump
- Two powerful, high-capacity Li-Ion batteries
- High-performance motor for maximum operating speed
- Automatic retraction
- Manual retract in case of need
- Manual retract interrupt with "teach in" (MRS+)
- Remote control with cable for easy operation of the battery-operated pump
- Integrated storage compartment for storing the remote control
- Multifunction LED for maintenance control, charge level indicator of the batteries and for data transmission to PC via USB adapter
- Environmentally-friendly-hydraulic oil, quickly biodegradable
- All high-pressure hoses have coupling plug and coupling sleeve, oil filled
- Shoulder strap with padding for high wearing comfort

Order info

- Also available in country-specific version, part number appendix „C"

Technical data	
Battery voltage	18 V
Battery capacity	2 x 3.0 Ah, Li-Ion
Charging time	22 min.
Weight incl. battery	(with two batteries) approx. 6.4 kg
Ambient temperature	-12°C to +40 °C
Operating pressure	max. 700 bar
Max. oil volume;	approx. 800 ml
Dimensions	H x W x D: 330 x 160 x 280 mm

Item	Part No.
Battery powered hydraulic pump, 700 bar	**AHP700L**

Scope of supply	Part No.	Quantity	Page
Battery 18 V / 3.0 Ah, Li-Ion (54 Wh)	RAL2	2	398
Quick-charger for 18V Li-Ion batteries, 230 V	LGL1	1	400
Hydraulic hose, 2m, oil filled	HSOEL2	1	403
Carrying strap with shoulder padding	TG3	1	
Carrying bag	TT2	1	217
Remote control with 1.5 m cable	HTA4	1	404

Accessories	Part No.	Page
Hydraulic hose, 3m, oil filled	HSOEL3	403
Hydraulic hose, 4m, oil filled	HSOEL4	403
Hydraulic hose, 5m, oil filled	HSOEL5	403
Hydraulic hose, 6m, oil filled	HSOEL6	403
Hydraulic hose, 8m, oil filled	HSOEL8	403
Hydraulic hose, 10m, oil filled	HSOEL10	403
18 V mains adapter for 240 V Voltage	NG2230	399
USB adapter	PGA1	408
Digital meter for force and pressure measurement	TC1U	406
Two-hand safety control for battery powered hydraulic pump AHP 700-L	ZST4	402
Foot switch for battery powered hydraulic pump AHP 700-L	FTA4	402
Pressure sensor 1000 bar	TP1000	406



System solutions

for special requirements.







Hydraulic systems for crimping, cutting, bending and punching.

Hydraulic systems offer a host of applications: crimping especially large connecting materials, cutting cables with large diameters or cutting potentially live cables. The scope of supply includes drive units, tools, high-pressure hoses and transport aids such as boxes or trolleys.

Thanks to the various drive types, for instance with foot pump, hydraulic pumps without an external energy supply or driven by electric motors, there's a solution for every application.



- **Hydraulic crimping system to 450 kN.**
- **Hydraulic cutting systems to 120 mm dia.**
- **GS-tested safety cutting tools.**



Ideal for **large cross sections** *and diameters.*



- Crimping systems with 1000 kN crimping force for nominal cross sections up to 1600 mm².
- Hydraulic cutting systems for copper and aluminum cables without armouring up to 120 mm dia.
- Extremely sturdy crimping and cutting heads.
- **Systems can be configured** with various hose lengths from 2 m to 10 m.
- Drive via foot or 230 V and 400 V electric pumps.



Benefits:

- Perfectly matched crimping and cutting systems are available for frequent applications.
- Systems with foot pumps work without an external power supply and are ideal for mobile use.
- Crimping and cutting systems with electric pumps offer increased comfort.
- The various hose lengths allow optimised adjustment to individual working situations.

Safe cutting operations even **on live cables**.

- Tested safety cutting devices for cutting live cables.
- Tested tools certified to GS.
- With electro-hydraulic drive or with foot pump.

Benefits:

- Increased safety **since live cables can be cut without risk.**
- These cutting tools, tested by the government safety organisation, offer the highest possible level of safety for the user.
- Thanks to its compact design, the battery powered hydraulic version is much lighter than alternative systems.



HK 25/2 Hydraulic crimping tool with foot pump 16 - 625 mm²





- **Extremely wide cross section range up to 625 mm²**
- **Hydraulic system with 250 kN crimping force**
- **Foot pump with two-stage hydraulics**

Characteristics

- For interchangeable dies, series 25, wide crimping
- H-Form crimping head with quick coupling, under no pressure, rotates 360°
- Manual retraction in case of need and at high pressure end

Order info

- The wide choice of available crimping dies can be found in the catalogue, chapter "Crimping dies" under Series 25.

Technical data	
Crimping force	250 kN
Crimping range	16 - 625 mm²
Operating pressure	max. 700 bar
Weight	17.6 kg

Item	Part No.
Hydraulic crimping tool with foot pump 16 - 625 mm²	**HK252**

Scope of supply	Part No.	Page
Hydraulic hose, 2m	HS22	402
Steel carrying case	MKU	216

Accessories	Part No.	Page
Hydraulic hose, 3m	HS23	402
Hydraulic hose, 4m	HS24	402
Hydraulic hose, 5m	HS25	402
Hydraulic hose, 6m	HS26	402
Hydraulic hose, 8m	HS28	402
Hydraulic hose, 10m	HS210	402
Digital meter for force and pressure measurement	TC1U	406
Pressure sensor 1000 bar	TP1000	406

HK 45 Hydraulic crimping tool with foot pump 120 - 1,000 mm²

- **Extremely large cross section range to 1000 mm²**
- **Hydraulic system with 450 kN crimping force**
- **Foot pump with two-stage hydraulics**





Characteristics

- For interchangeable dies, series 45, wide crimping
- Crimping head, H-shape with quick coupling
- Manual retraction in case of need and at high pressure end
- High-pressure hose, 2 m

Order info

- The wide choice of available crimping dies can be found in the catalogue, chapter "Crimping dies" under Series 45.

Technical data	
Crimping force	450 kN
Crimping range	120 - 1,000 mm²
Operating pressure	max. 700 bar
Weight	23 kg

Item	Part No.
Hydraulic crimping tool with foot pump 120 - 1000 mm²	**HK45**

Scope of supply	Part No.	Page
Hydraulic hose, 2m	HS22	402
Steel carrying case	MKU	216

Accessories	Part No.	Page
Hydraulic hose, 3m	HS23	402
Hydraulic hose, 4m	HS24	402
Hydraulic hose, 5m	HS25	402
Hydraulic hose, 6m	HS26	402
Hydraulic hose, 8m	HS28	402
Hydraulic hose, 10m	HS210	402
Digital meter for force and pressure measurement	TC1U	406
Pressure sensor 1000 bar	TP1000	406

HK 12/2 EL/380 Hydraulic crimping tool with pump 400V, 16 - 400 mm²





400V

- **Large cross section range up to 400 mm²**
- **C-head with 42 mm opening width**
- **For mobile use due to transport trolley and long cable**

Characteristics

- For interchangeable dies, series 13, wide crimping
- C-Form crimping head with quick coupling, under no pressure, rotates 360°
- Electronic control with three-phase motor

Order info

- The wide choice of available crimping dies can be found in the catalogue, chapter "Crimping dies" under Series 13.

Technical data	
Crimping force	120 kN
Crimping range	16 - 400 mm²
Version	Three-phase motor 400 V
Rated output	0.55 kW
Motor voltage	360 V - 440 V / 50 Hz
Capacity	0.82 l / min.
Operating pressure	max. 700 bar
Weight	44.5 kg

Item	Part No.
Crimping tool with pump, 16 - 400 mm², 400 V	**HK122EL380**

Scope of supply	Part No.	Page
Hydraulic hose, 2m	HS22	402
Foot switch for electro-hydraul. pumps EHP 2 to EHP 4 and HK 12/2 EL	FTA1	402
Transport trolley for electro-hydraulic pump EHP 2	TW50	401

Accessories	Part No.	Page
Hydraulic hose, 3m	HS23	402
Hydraulic hose, 4m	HS24	402
Hydraulic hose, 5m	HS25	402
Hydraulic hose, 6m	HS26	402
Hydraulic hose, 8m	HS28	402
Hydraulic hose, 10m	HS210	402
Two-hand safety controller for pumps EHP 2 to EHP 4	ZST3	402
Digital meter for force and pressure measurement	TC1U	406
Pressure sensor 1000 bar	TP1000	406

HK 25/2 EL/380 Hydraulic crimping tool with pump 400 V, 16 - 625 mm²

- **Extremely wide cross section range up to 625 mm²**
- **Crimping head, H-shape**
- **For mobile use due to transport trolley and long cable**





400V

Characteristics

- For interchangeable dies, series 25, wide crimping
- H-Form crimping head with quick coupling, under no pressure, rotates 360°
- Electronic control with three-phase motor

Order info

- The wide choice of available crimping dies can be found in the catalogue, chapter "Crimping dies" under Series 25.

Technical data	
Crimping force	250 kN
Crimping range	16 - 625 mm²
Version	Three-phase motor 400 V
Rated output	0.55 kW
Motor voltage	360 V - 440 V / 50 Hz
Capacity	0.82 l / min.
Operating pressure	max. 700 bar
Weight	45.9 kg

Item	Part No.
Crimping tool with pump, 16 - 625 mm², 400 V	**HK252EL380**

Scope of supply	Part No.	Page
Hydraulic hose, 2m	HS22	402
Foot switch for electro-hydraul. pumps EHP 2 to EHP 4 and HK 12/2 EL	FTA1	402
Transport trolley for electro-hydraulic pump EHP 2	TW50	401

Accessories	Part No.	Page
Hydraulic hose, 3m	HS23	402
Hydraulic hose, 4m	HS24	402
Hydraulic hose, 5m	HS25	402
Hydraulic hose, 6m	HS26	402
Hydraulic hose, 8m	HS28	402
Hydraulic hose, 10m	HS210	402
Two-hand safety controller for pumps EHP 2 to EHP 4	ZST3	402
Digital meter for force and pressure measurement	TC1U	406
Pressure sensor 1000 bar	TP1000	406

AS 65 FHP Hydraulic cutting tool with foot pump, 65 mm dia.



- **Cuts copper and aluminum cables with light weight steel armouring (depending on cable type)**
- **Also suitable for fine stranded cable**
- **Safe working due to high ground stability by double stops**
- **Foot pump with two-stage hydraulics**

Characteristics

- Open cutting head with quick coupling, under no pressure, rotates 360°
- Manual retraction in case of need and at high pressure end
- Hydraulic hose, 2 m

Technical data	
Cutting range	max. 65 mm dia.
Operating pressure	max. 700 bar
Weight	16.7 kg

Item	Part No.
Hydraulic cutting tool with foot pump 65 mm dia.	**AS65FHP**

Scope of supply	Part No.	Page
Hydraulic hose, 2m	HS22	402
Steel carrying case	MKU	216



ES65E

Accessories	Part No.	Page
Hydraulic hose, 3m	HS23	402
Hydraulic hose, 4m	HS24	402
Hydraulic hose, 5m	HS25	402
Hydraulic hose, 6m	HS26	402
Hydraulic hose, 8m	HS28	402
Hydraulic hose, 10m	HS210	402
Digital meter for force and pressure measurement	TC1U	406
Pressure sensor 1000 bar	TP1000	406
Replacement blade	ES65E	

AS 105 FHP / AS 120 FHP Hydraulic cutting tools with foot pump, 105 and 120 mm dia.

- Cuts copper and aluminum cables with light weight steel armouring (depending on cable type)
- Suitable for fine stranded cable and telecommunication cable
- Safe working due to high ground stability by double stops
- Extremely wide cutting range up to 120 mm dia., also for fine stranded cables



Characteristics

- Foot pump with two-stage hydraulics
- Open cutting head with quick coupling, under no pressure, rotates 360°
- Manual retraction in case of need and at high pressure end
- Hydraulic hose, 2 m

Technical data	
Cutting range	AS 105 FHP: max. 105 mm dia., AS120FHP: max. 120 mm dia.
Cutting force	AS105FHP: 74 kN, AS120FHP: 55 kN
Operating pressure	max. 700 bar
Weight	AS105FHP: 19.7 kg, AS120FHP: 20.7 kg

Item	Part No.
Hydraulic cutting tool with foot pump 105 mm dia.	**AS105FHP**
Hydraulic cutting tool with foot pump 120 mm dia.	**AS120FHP**

Scope of supply	Part No.	Page
Hydraulic hose, 2m	HS22	402
Steel carrying case	MKU	216

Accessories	Part No.	Page
Hydraulic hose, 3m	HS23	402
Hydraulic hose, 4m	HS24	402
Hydraulic hose, 5m	HS25	402
Hydraulic hose, 6m	HS26	402
Hydraulic hose, 8m	HS28	402
Hydraulic hose, 10m	HS210	402
Digital meter for force and pressure measurement	TC1U	406
Pressure sensor 1000 bar	TP1000	406
Replacement blade	ES105E	
Replacement blade	ES120E	

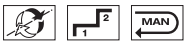



ES105E **ES120E**

SSG Hydraulic safety cutting unit with foot pump up to max. 105 mm dia.



- **BG-tested safety cutting unit guarantees safe cuts of live copper and aluminum cables without steel armouring up to a rated voltage of 60 kV**
- **Single-conductor lives cables without steel armouring can be cut under voltage of up to 110 kV/60 Hz**

Characteristics

- Cutting head with quick coupling, 360° rotatable
- Two-stage hydraulics
- Manual retraction in case of need and at high pressure end
- Safety high-pressure hose, 10 m

Technical data	SSG65	SSGG85	SSG105	SSGG105
Head type	open (SSK65)	closed (SSKG85)	open (SSK105)	Closed (SSGG105)
Cutting range	max. 65 mmdia. (depending on cable type)	max. 85 mm dia. (depending on cable type)	max. 105 mm dia. (depending on cable type)	max.105 mm dia. (depending on cable type)
Operating pressure	625 bar	625 bar	625 bar	625 bar
Hydraulic oil	Special oil Rivolta S.B.H.11	Special oil Rivolta S.B.H.11	Special oil Rivolta S.B.H.11	Special oil Rivolta S.B.H.11
Weight	16.0 kg	16.0 kg	19.0 kg	19.0 kg
Ambient temperature	-20°C to +40 °C	-20°C to +40 °C	-20°C to +40 °C	-20°C to +40 °C

Item	Part No.
Hydraulic safety cutting unit with foot pump max. 65 mm dia.	**SSG65**
Hydraulic safety cutting unit with foot pump max. 85 mm dia.	**SSGG85**
Hydraulic safety cutting unit with foot pump max. 105 mm dia.	**SSG105**
Hydraulic safety cutting unit with foot pump max. 105 mm dia.	**SSGG105**

Scope of supply	Part No.	Page
Safety/hydraulic hose, 10 m		
Earthing kit	EG1	
Steel carrying case	MKSSG	

Accessories	Part No.	Page
Heat protection cover 1.80 m x 1.80 m	**HSD1**	
Heat protection cover 1.20 m x 0.90 m	**HSD2**	
Heat protection cover 0.45 m x 0.60 m	**HSD3**	

Replacement blade for	SSG65	SSGG85	SSG105	SSGG105
ES65E	•			
ES105E			•	
ESG85EF1		•		
ESG85ES1		•		
ESG105EF				•
ESG105ES				•



SSK65



SSKG85



SSK105



SSKG105

ESSG Battery powered hydraulic safety cutting units up to max. 105 mm dia.

- **BG-tested safety cutting unit guarantees safe cuts of live copper and aluminum cables without steel armouring up to a rated voltage of 60 kV**
- **Single-conductor lives cables without steel armouring can be cut under voltage of up to 110 kV/60 Hz**
- **Powerful 3.3 Ah Li-Ion battery**



Characteristics

- 2-stage hydraulic system with fast feed and power stroke
- Quick motor stop for high user safety
- Electronic control
- Multifunction LED for maintenance control and charging display of the battery
- LED display for service interval after 250 cuts
- 10 m non-conducting high-pressure hose with a coupling to connect to pump ESSG-L

Technical data	ESSG65l	ESSGG85L	ESSG105L
Head type	open (SSK65)	closed (SSKG85)	open (SSK105)
Cutting range	max. 65 mm dia. (depending on cable type)	max. 85 mm dia. (depending on cable type)	max. 105 mm dia. (depending on cable type)
Cutting force	35 kN	60 kN	80 kN
Cutting time	approx. 21 s 40 s	approx. 21 s 40 s	approx. 21s 40 (depending on cable sizes)
Operating pressure	625 bar	625 bar	625 bar
Battery voltage	18 V	18 V	18 V
Battery capacity	3.3 Ah, Li-Ion	3.3 Ah, Li-Ion	3.3 Ah, Li-Ion
Charging time	60 min.	60 min.	60 min.
Hydraulic oil	Special oil Rivolta S.B.H.11	Special oil Rivolta S.B.H.11	Special oil Rivolta S.B.H.11
Weight	10.12 kg	9.98 kg	13.13 kg
Ambient temperature	-20°C to +40 °C	-20°C to +40 °C	-20°C to +40 °C

Item	Part No.
Battery powered hydraulic safety cutting unit, max. Ø 65 mm	**ESSG65L**
Battery powered hydraulic safety cutting unit, max. Ø 85 mm	**ESSGG85L**
Battery powered hydraulic safety cutting unit, max. Ø 105 mm	**ESSG105L**

Scope of supply	Part No.	Page
Battery 18 V / 3.3 Ah, Li-Ion (54 Wh)	RAL3	398
Charger for 18 V Li-Ion batteries	LGL3	401
Plastic case for ESSG65L and ESSG105L	KKESSGL	
Plastic case for ESSGG85L	KKESSGG85L	
Earthing kit	EG1	

Accessories	Part No.	Page
Heat protection cover 1.80 m x 1.80 m	**HSD1**	394
Heat protection cover 1.20 m x 0.90 m	**HSD2**	394
Heat protection cover 0.45 m x 0.60 m	**HSD3**	394
USB adapter	**PGA1**	408

Replacement blade for	ESSG65L	ESSGG85L	ESSG105L
ES65E	•		
ES105E			•
ESG85EF1		•	
ESG85ES1		•	



SSK65



SSKG85



SSK105

Power packs, hoses and more for your tools.



Accessories for hydraulic tools.

The accessories for our hydraulic tools give you greater flexibility when using Klauke tools. Additional operating components, as well as high-pressure hoses in various lengths, permit individual system solutions. The NG2 power supply unit turns every 18 V tool into a mains-powered tool in no time.

The new generation of batteries for our tools offers a great number of benefits. At 18 V rated voltage and a capacity of 3.0 Ah, these batteries offer 50% more energy than predecessor models for even more crimping and cutting operations. They are also much lighter, and thanks to Li-ion technology, there's no memory effect during charging and discharging. Due to a minimum self-discharge of the batteries, the tools are practically always ready for use.



The power packs in NG2/230 and NG2/115 are capable of operating all tools in the Klauke® mini+, Klauke® ultra, Klauke® ultra+ and Klauke® multi series.

- **Batteries and chargers for Klauke hydraulic tools.**
- **Power packs for 115 V and 230 V.**
- **Hand and foot control units.**
- **Hoses, sleeves, connectors and nipples.**

RAM 2 Battery 9.6 V / 2.0 Ah, NiMH (19.6 Wh)

Characteristics

- For battery operated hydraulic tools of Klauke-Mini Series
- Environmentally friendly by NiMH technology



Technical data	
Battery voltage	9.6 V
Battery capacity	2.0 Ah, NiMH
Charging time	With LG4F: 40 min., with LG5: 15 min.
Cell technology	NiMH
Weight	0.4 kg

Item	Part No.
Battery 9.6 V / 2.0 Ah, NiMH (19.6 Wh)	**RAM2**

RAM 3 Battery 9.6 V / 3.0 Ah, NiMH (28.8 Wh)

Characteristics

- For battery operated hydraulic tools of Klauke-Mini Series
- Environmentally friendly by NiMH technology
- High battery capacity



Technical data	
Battery voltage	9.6 V
Battery capacity	3.0 Ah
Charging time	With LG4F: 40 min., with LG5: 15 min.
Cell technology	NiMH
Weight	0.5 kg

Item	Part No.
Battery 9.6 V / 3.0 Ah, NiMH (28.8 Wh)	**RAM3**

RA 5 Battery 12 V / 3.0 Ah, NiMH (36 Wh)

Characteristics

- Compatible with all Klauke 12 V battery powered hydraulic tools
- Environmentally friendly by NiMH technology
- High battery capacity



Technical data	
Battery voltage	12 V
Battery capacity	3.0 Ah
Charging time	With LG4F: 40 min., with LG5: 15 min.
Ambient temperature	-20°C to +40 °C
Cell technology	NiMH
Weight	0.6 kg

Item	Part No.
Battery 12 V / 3.0 Ah, NiMH (36 Wh)	**RA5**

RAL 1 Battery 18 V / 1.3 Ah, Li-Ion (23.4 Wh)



Characteristics

- For battery powered hydraulic tools of Klauke-Mini+ Series
- No memory effect
- Extremely low self-discharge
- Light weight (40% lighter than comparable NiMH batteries)

Technical data	
Battery voltage	18 V
Battery capacity	1.3 Ah
Charging time	With LGL1: 15 min.
Cell technology	Li-Ion
Weight	0.4 kg

Item	Part No.
Battery 18 V / 1.3 Ah, Li-Ion (23.4 Wh)	**RAL1**

RAL 2 Battery 18 V / 3.0 Ah, Li-Ion (54 Wh)



Characteristics

- For battery powered hydraulic tools of Klauke-Mini+, Klauke Ultra, Klauke Ultra+ and Klauke Multi Series
- No memory effect
- Extremely low self-discharge
- Light weight (40% lighter than comparable NiMH batteries)

Technical data	
Battery voltage	18 V
Battery capacity	3.0 Ah
Charging time	With LGL1: 22 min.
Cell technology	Li-Ion
Weight	0.6 kg

Item	Part No.
Battery 18 V / 3.0 Ah, Li-Ion (54 Wh)	**RAL2**

RAL 3 Battery 18 V / 3.3 Ah, Li-Ion (54 Wh)



Characteristics

- For safety cutting units
- No memory effect
- Extremely low self-discharge
- Light weight (40% lighter than comparable NiMH batteries)

Technical data	
Battery voltage	18 V
Battery capacity	3.3 Ah
Charging time	With LGL3: 60 min.
Ambient temperature	-20°C to +40 °C
Cell technology	Li-Ion
Weight	0.6 kg

Item	Part No.
Battery 18 V / 3.3 Ah, Li-Ion (54 Wh)	**RAL3**

NG2 Mains adapter 18 V for 120 V resp. 230 V mains voltage

Suitable for

- All Klauke tools with 18 V all-mains sets

Characteristics

- Temperature protection
- Current limiter
- Overload protection 250 V
- Cable lengths: 5 m



Technical data	
Mains supply	120 V / 230 V
Voltage range	18 V
Weight	0.8 kg

Item	Part No.
18 V mains adapter for 120 V Voltage	**NG2115**
18 V mains adapter for 230 V Voltage	**NG2230**

LG 4 F Charger for NiCd and NiMH batteries

Characteristics

- For all Klauke 9.6 V and 12 V batteries



Technical data	
Charging time	40-60 min.
Ambient temperature	-20°C to +40 °C
Mains supply	AC: 230 V
Voltage range	7.2V / 9.6V / 12V / 14.4V DC
Weight	0.5 kg

Item	Part No.
Charger for NiCd and NiMH batteries	**LG4F**

LG 5 Quick charger for NiCd and NiMH batteries

Characteristics

- For all Klauke 9.6 V and 12 V batteries



Technical data	
Charging time	NiCd: 10 - 60 min, NiMH: 20 - 30 min.
Mains supply	AC: 230 V
Voltage range	7.2V / 9.6V / 12V / 14.4V DC
Weight	1.3 kg

Item	Part No.
Quick charger for NiCd and NiMH batteries, 230 V mains power	**LG5**

LG 6 Car charger 12 V for NiCd and NiMH batteries



Characteristics

- For all Klauke 9.6 V and 12 V batteries
- Connection to car cigarette lighter

Technical data	
Charging time	NiCd: 45 - 70 min, NiMH: 45 - 75 min.
Mains supply	AC: 12 V
Voltage range	7.2V / 9.6V / 12V / 14.4V DC
Weight	0.6 kg

Item	Part No.
12V car charger for NiCd and NiMH batteries	**LG6**

LGL 1 Quick charger for 18V Li-Ion-Batteries



Characteristics

- For all Klauke Li-Ion Batteries with 18 V

Technical data	
Charging time	With RAL1: 15 min., with RAL2: 22 min.
Mains supply	230 V AC
Voltage range	18 V
Weight	1.0 kg

Item	Part No.
Quick-charger for 18V Li-Ion batteries, 230 V	**LGL1**

LGL 2 Car charger 12 V for 18 V Li-Ion batteries



Characteristics

- For all Klauke Li-Ion Batteries with 18 V
- Connection to car cigarette lighter

Technical data	
Charging time	With RAL1: 15 min., with RAL2: 22 min.
Mains supply	12 V
Voltage range	18 V
Weight	1.0 kg

Item	Part No.
12V car charger for 18V Li-Ion batteries	**LGL2**

LGL 3 Charger for 18 V Li-Ion batteries

Characteristics

- For 18 V / 3.3 Ah Li-Ion batteries
- Charger for safety cutting unit batteries



Technical data	
Charging time	60 min.
Mains supply	220 - 240 V
Voltage range	18 V
Weight	0.6 kg

Item	Part No.
Charger for 18 V Li-Ion batteries	**LGL3**

TW 50 / TW EHP 3 Transport trolley for electro-hydraulic pumps

Characteristics

- For electro hydraulic pumps EHP2 and EHP3
- Weight: TW50 - 11.1 kg / TWEHP3 - 12 kg



Item	Part No.
Transport trolley for electro-hydraulic pump EHP 2	**TW50**
Transport trolley for electro-hydraulic pump EHP 3	**TWEHP3**

TW 150 Transport trolley for electro-hydraulic pump EHP 4

Characteristics

- Weight: 8.7 kg



Item	Part No.
Transport trolley for electro-hydraulic pump EHP 4	**TW150**

FTA 3 / FTA 4 Two-hand safety control for hydraulic pumps



Characteristics

- For pumps: EHP 2, EHP 3, EHP 4 and AHP 700-L
- Connecting cable, 10 m

Item	Part No.
Two-hand safety controller for pumps EHP 2 to EHP 4	**ZST3**
Two-hand safety control for battery powered hydraulic pump AHP 700-L	**ZST4**

FTA 1 / FTA 4 Foot switch for pumps



Characteristics

- For pumps: EHP 2, EHP 3, EHP 4, HK 12/2 EL, AHP 700-L
- Connecting cable FTA 1: 10 m, FTA 4: 5 m

Item	Part No.
Foot switch for electro-hydraul. pumps EHP 2 to EHP 4 and HK 12/2 EL	**FTA1**
Foot switch for battery powered hydraulic pump AHP 700-L	**FTA4**

T 15 Special hydraulic oil



Characteristics

- For all hydraulic pumps, exception: safety cutting units
- Environmentally-friendly hydraulic oil, quickly biodegradable
- 5 l canister

Item	Part No.
Special hydraulic oil	**T15**

HS 2 Hydraulic hoses



Suitable for

- For hydraulic crimping and cutting systems and pumps
- For connecting to hydraulic pumps FHP 2, PHD 2, EHP 2, EHP 3, EHP 4, HK12/2 EL, HK 25/2 EL, AS 65 FHP, AS 105 FHP, HK 25/2, HK 45

Item	Part No.
Hydraulic hose, 2m	**HS22**
Hydraulic hose, 3m	**HS23**
Hydraulic hose, 4m	**HS24**
Hydraulic hose, 5m	**HS25**
Hydraulic hose, 6m	**HS26**
Hydraulic hose, 8m	**HS28**
Hydraulic hose, 10m	**HS210**

HS OEL Hydraulic hoses, oil filled



Characteristics
- For battery powered hydraulic pump AHP 700-L

Order info
- Also available in country-specific version, part number appendix "C"

Item	Part No.
Hydraulic hose, 2m, oil filled	**HSOEL2**
Hydraulic hose, 3m, oil filled	**HSOEL3**
Hydraulic hose, 4m, oil filled	**HSOEL4**
Hydraulic hose, 5m, oil filled	**HSOEL5**
Hydraulic hose, 6m, oil filled	**HSOEL6**
Hydraulic hose, 8m, oil filled	**HSOEL8**
Hydraulic hose, 10m, oil filled	**HSOEL10**

KST 2 Coupler plug



Characteristics
- For hydraulic crimping and cutting systems and pumps
- Including adapter
- Suitable for connecting to hydraulic hoses HS2

Item	Part No.
Coupler plug	**KST2**

KMF 1 Coupler for crimping and cutting heads



Characteristics
- KMF 1: For connecting to hydraulic crimping/cutting heads: PK 18, PK 22, PK 120/42, PK 120 U, PK 25/2, PK 45, PK 60 VP, PK 60 VP/FT, PK 60 UNV, THK 18, THK 22, THK 120, SDG 45, SDG 50, SDG 55, SDG 85/2, SDG 105, SDK 65, SDK 85, SDK 105, SDK 120
- Includes barrel nipple
- With 1/4" connection (external thread)

Item	Part No.
Coupler for crimping and cutting heads with barrel nipple	**KMF1**

DNP 2 Barrel nipple



Characteristics
- To connect and to extend hydraulic hoses HS 2

Item	Part No.
Barrel nipple	**DNP2**

HTA 4 Remote control for hydraulic pump



Characteristics

- For battery powered pump AHP 700-L

Item	Part No.
Remote control with 1.5 m cable	**HTA4**

Guarantee quality, *by tool check.*

Force and pressure measuring systems for hydraulic crimping tools.

Klauke hydraulic tools meet the highest quality standards. To maintain this guarantee, frequently used tools and drive units in particular must be inspected on a regular basis. With its various sensors and adapters, the TC 1U is a powerful system for measuring force and pressure.

In enterprises that have a distinct quality management system, in the engineering technology sector for example, customers often expect proof of the tools' actual crimping forces. This Klauke measuring system offers the facility of measuring and documenting the required values on-site.















- **Measuring systems for inspecting hydraulic tools and drive units.**
- **For inspection and documentation under the quality management system.**

TC 1 U Digital meter for force and pressure measurement



Characteristics

- Optional: Measuring adapter for measuring the crimping force
- Illuminated LCD display
- Memory for 1 mil. measured values
- USB interface

Item	Part No.
Digital meter for force and pressure measurement	**TC1U**

Scope of supply	Part No.	Page
Switched-mode power supply with international plug adapter EU, UK, US, AUS from 115 V to 230 V	TCCUNI	
Plastic case	KKTC1B	

Measuring Adapter	Tool Series	Required sensor	Part No.	Page
	Measuring adapter, series 50	TF70L	MA50	
	Measuring adapter, series 4	TF70L	MA4	
	Measuring adapter, series 5	TF70L	MA5	
	Measuring adapter, series 18	TF70L	MA18	
	Measuring adapter, series 22	TF70L	MA22	
	Measuring adapter VP	TF70L	MAVP	
	Measuring adapter, series 13	TF130L	MA120	

TF force sensors for measuring the crimping force



Characteristics

- For connecting to TC 1 U with appropriate measuring adapter

Item	Part No.
Force sensor, 70 kN	**TF70L**
Force sensor, 130 kN	**TF130L**

TP 1000 / TPC 15 Pressure sensor and connecting cable for measuring oil pressure up to 1000 bar



Characteristics

- For connecting to TC 1 U

Item	Part No.
Pressure sensor 1000 bar	**TP1000**
Connection cable for pressure sensor TP 1000	**TPC15**

Intelligent recording - i-press®

quality control via software.



Our “Safety Plus” battery powered hydraulic crimping tools are set apart mainly by their intelligent additional functions. The technical highlight is the “Intelligent Pressing System” with integrated pressure sensor which permanently monitors the hydraulic crimp force of every crimping operation. The tools signal deviations from the specified crimping pressure or operating faults with a warning beep and flashing LEDs. For the user this means maximum safety at every single crimping operation. The PGA1 USB Adapter and i-press evaluation software make the “Safety Plus” model series even more intelligent and working with these tools even safer.

The PGA1 USB Adapter and i-press evaluation software allow you to read data from the tools and transmit it to a computer. The i-press software checks the quality of each and every crimping option and provides proof of such quality to the customer. It is also possible to request further performance parameters, such as the number of crimps, the current consumption in Ah or the operating time.



The i-press software is available in German, English, French and Spanish and can be downloaded from our website free of charge.

All Safety Plus tools are factory-fitted as standard with an optical interface which enables the crimping operation to be read out from a PC or laptop.



The operating mode is very simple:

The recording head is linked to a computer via a USB port. All crimping and machine data are transferred from the tool to the computer and the test certificate indicating date and time is displayed as a pdf document. This is how you record the trouble-free function of the tool. User errors, such as premature stopping and retraction of the hydraulics or other faults that could prevent correct crimps are displayed. You can then print out the test report. Because the system uses the realtime clock of the connected computer, the test reports are recognised by QA systems.

There is also the option of programming individual projects into the tool and creating project-related reports.

PGA 1 USB Adapter



- **Easy connection to PC via USB interface**
- **Free download of "ipress" software via www.klauke.com**
- **Statistical evaluation of average crimping process of battery powered hydraulic crimping tools**

Characteristics

- Documentation of trouble-free function of battery powered hydraulic crimping tools using "Intelligent Pressing System" - IPS
- Statistical evaluation of crimping process
- Suitable to read data from Klauke product line "Generation Safety Plus" and the previous models with multifunction LED
- Transmission of crimping and machine data of tool on the computer
- Test certificate as PDF document with display of date and time

Technical data	
System requirements	From Windows XP
Version	USB 2.0
Length	1.80 m (USB-Kabel)
Weight	315 g

Item	Part No.
USB adapter	**PGA1**



We came up with plenty of ideas for your crimping results. For example, the correct crimping profile for every connecting material.“

Emira Karajkovic,
Supply Chain

Series 50 414
Series 4 416
Series 5 422
Series 18 427
Series 22 433
Series 13 442
Series 25 449
Series 45 455

Nine series to cover
every crimping operation.



Crimping dies for Klauke crimping tools.

Klauke crimping dies are set apart by their outstanding durability and highest precision. Only top-quality material is used in production. Precision is the key to production. The dies are subject to a rigid quality control. All dies are bright polished to achieve best possible crimping results.

We offer a broad range of crimping dies for all Klauke tools with interchangeable dies. We guarantee safe electrical connections subject to the use of matched Klauke tools, Klauke dies and Klauke connecting material.

blue connection®
Simple. Safe. Efficient.



Blue dies for blue connection, yellow-chromed for copper, silver-coloured for aluminum.

- **Nine series of dies are perfectly matched to Klauke tools.**
- **The correct crimping types for every connecting material.**
- **Polished profiled surfaces for maximum crimping results.**
- **Dies for blue connection®, copper and aluminum differ in colour.**



In the production of Klauke crimping dies, precision is paramount.

Connecting material	50	4	5	18	22	13	25	45	100
									
NEW blue connection		6-150 mm²	6-185 mm²		6-300 mm²	16–400 mm²			
	0.75-10 mm²	6-150 mm²	6-240 mm²	6-185 mm²	6-300 mm²	16–400 mm²	16–400 mm²		
		10-70 mm²	10-95 mm²	10-95 mm²	10-150 mm²	10-150 mm²	10-150 mm²		
		10-50 mm²	10-50 mm²	10-50 mm²	10-70 mm²	16-150 mm²	16-300 mm²		
	1.5-10 mm²	1.5-16 mm²		1.5-16 mm²	1.5-16 mm²				
VA		0.5-16 mm²			10-50 mm²				
Ni		0.5-16 mm²			10-50 mm²				
DIN		6-120 mm²	6-185 mm²	6-185 mm²	6-300 mm²	16-300 mm²	16-625 mm²	120-1000 mm²	Upon request
	0.5-10 mm²	10-35 mm²	10-50 mm²	10-70 mm²	10-70 mm²	16-150 mm²	16-240 mm²		
	10-16 mm²	10-16 mm²		10-50 mm²	10-70 mm²	10-95 mm²	10-150 mm²		
		10sm[1]-150se[2]/ 120sm[1]	10sm[1]-300se[2]/ 240sm[1]	10sm[1]-240se[2]/ 185sm[1]	10sm[1]-300se[2]/ 240sm[1]	10sm[1]-300sm[1]	10sm[1]-300sm[1]		
Al		10-70 mm²	10-150 mm²	10-185 mm²	10-240 mm²	10-240 mm²	10-500 mm²	150-500 mm²	Upon request
Aldrey		25-50 mm²	25-95 mm²	25-95 mm²	25-185 mm²	25-185 mm²	25-300 mm²	100-300 mm²	Upon request
Al/St					4 (St)-120 (Al)	4 (St)-120 (Al)	4 (St)-120 (Al)		
Al/Cu		10-70 mm²		10-185 mm²	10-240 mm²	10-240 mm²	10-500 mm²	150-500 mm²	Upon request
		4-35 mm²	16-35 mm²	4-50 mm²	4-50 mm²	10-70 mm²	10-185 mm²		
				70 mm²	70-120 mm²	70-120 mm²			
	0.14-50 mm²	10-50 mm²	10-95 mm²	10-95 mm²	10-240 mm²	25-240 mm²	25-240 mm²		
		2x4-2x16 mm²	2x4-2x16 mm²	2x4-2x16 mm²	2x4-2x16 mm²				
	0.1-16 mm²								
	0.1-6 mm²								
BNC plugs	RG 58, RG 59, RG 62, RG 71								
Turned pin receptacle and pin connectors	0.1-4 mm²								

[1] Sector shaped multi-stranded. [2] Sector shaped single wire.


K 50


EK 50 ML


EK 15/50


EK 15/50 G


TEKP1

Crimping dies R 50



Suitable for
- Copper tubular cable lugs and connectors, standard type

Cross section mm²	Part No.
0,75-2,5	**R501**
4-10	**R502**

Crimping dies M 50



Suitable for
- Copper tubular cable lugs and compression joints for solid conductors

Cross section mm²	Part No.
1,5-4	**M50154**
6-10	**M50610**

Crimping dies Q 50



Suitable for
- Copper solderless terminals (DIN 46234) and pin terminals (DIN 46230) acc. to DIN
- Copper solderless connectors (DIN 46341) acc. to DIN

Cross section mm²	Part No.
0,5-10	**Q501**

Crimping dies AE 50



Suitable for
- Cable end-sleeves

Cross section mm²	Part No.
0,14 - 10	**AE501**
10-25	**AE502**
35-50	**AE503**

Crimping dies IS 50, single crimping

Suitable for
- Insulated cable connections, single crimping





Cross section mm²	Part No.	for part-no.
10-16	**IS502**	
0,5-2,5	**IS504**	670 WS, 680 WS
4-6	**IS505**	700 WS

Crimping dies IS 50, double crimping

Suitable for
- Insulated cable connections, double crimping





Cross section mm²	Part No.	for part-no.
0,5-6	**IS501**	
0,1-1	**IS503**	8201-8201B

Crimping dies CR 50

Suitable for
- Non-insulated receptacles





Cross section mm²	Part No.	tab width mm	for part-no.
0,25-6	**CR501**	2,8 / 6,3	
0,5-2,5	**CR502**	4,8	
0,5-1	**CR503**	2,8	38201, 38201A
0,5-2,5	**CR504**	6,3	3720, 3735
0,5-1,5	**CR505**	6,3	3725

Crimping dies BNC 50

Suitable for
- For stud and shielded sleeves
- BNC plugs for coax cable RG 58, 59, 62 and 71





Part No.
BNC501

Crimping dies SB 50

Suitable for
- Turned pin receptacles
- Pin connectors





Cross section mm²	Part No.
0.1-1 1.5-2.5 4	**SB501**


K 35/4


EK 35/4


EK 35/4 L

Crimping dies, blue connection® HB 4



- Accurate assignment of crimping tool/crimping die through colour-coding system

Suitable for

- Tubular cable lugs and connectors, blue connection® for compacted conductors acc. to VDE 0295 Class 2

Cross section mm²	Part No.	Crimp width mm	Number of crimps
6	**HB46**	9	1
10	**HB410**	9	1
16	**HB416**	9	1
25	**HB425**	9	1
35	**HB435**	9	1
50	**HB450**	9	1
70	**HB470**	5	2
95	**HB495**	5	2
120	**HB4120**	5	2
150	**HB4150**	5	2

Crimping die set 6 - 150 mm², blue connection® HB 4 in plastic case, 11 pieces



Suitable for

- Tubular cable lugs and connectors, blue connection® for compacted conductors acc. to VDE 0295 Class 2

Part No.
HB4SET

Crimping dies HR 4

Suitable for
- Copper tubular cable lugs and connectors, standard type
- Tubular cable lugs for switchgear connections





Cross section mm²	Part No.	Crimp width mm
6	**HR46**	5
10	**HR410**	5
16	**HR416**	5
25	**HR425**	5
35	**HR435**	5
50	**HR450**	5
70	**HR470**	5
95	**HR495**	5
120	**HR4120**	5
150	**HR4150**	5

Crimping die set, 6 - 150 mm² HR 4 in plastic case, 11 pieces

Suitable for
- Copper tubular cable lugs and connectors, standard type
- Tubular cable lugs for switchgear connections





Part No.
HR4SET

Crimping dies HIS 4

Suitable for
- Insulated tubular cable lugs and connectors
- Insulated pin terminals





Cross section mm²	Part No.	Crimp width mm
10	**HIS410**	5
16	**HIS416**	5
25	**HIS425**	5
35	**HIS435**	5
50	**HIS450**	5
70	**HIS470**	5

Crimping dies HF 4



Suitable for

- Tubular cable lugs and connectors for fine stranded conductors

Cross section mm²	Part No.
10	**HF410**
16	**HF416**
25	**HF425**
35	**HF435**

Crimping dies HM 4



Suitable for

- Tubular cable lugs and compression joints for solid conductors

Cross section mm²	Part No.	Crimp width mm
1.5-2.5 4	**HM4154**	5
6-10	**HM4610**	5
16	**HM416**	5

Crimping dies HN 4



Suitable for

- Nickel tubular cable lugs and connectors
- Stainless steel tubular cable lugs and connectors

Cross section mm²	Part No.
0,5-1,0	**HN4051**
1,5-2,5	**HN41525**
4-6	**HN446**
10	**HN410**
16	**HN416**

Crimping dies HD 4



Suitable for

- Copper compression cable lugs (DIN 46235) and connectors (DIN 46267, part 1) acc. to DIN

Cross section mm²	Part No.	Code	Crimp width mm
6	**HD46**	5	5
10	**HD410**	6	5
16	**HD416**	8	5
25	**HD425**	10	5
35	**HD435**	12	5
50	**HD450**	14	5
70	**HD470**	16	5
95	**HD495**	18	5
120	**HD4120**	20	5

Crimping die set, 6 - 120 mm² HD 4 in plastic case, 10 pieces

Suitable for

- Copper compression cable lugs (DIN 46235) and connectors (DIN 46267, part 1) acc. to DIN



Part No.
HD4SET

Crimping dies HQ 4

Suitable for

- Copper solderless terminals (DIN 46234) and pin terminals (DIN 46230) acc. to DIN
- Copper solderless connectors (DIN 46341) acc. to DIN



Cross section mm²	Part No.
10	**HQ410**
16	**HQ416**
25	**HQ425**
35	**HQ435**

Crimping dies HISQ 4

Suitable for

- Insulated solderless terminals and pin terminals



Cross section mm²	Part No.
10	**HISQ410**
16	**HISQ416**

Crimping dies HRU 4

Suitable for

- Pre-rounding dies for sector-shaped Al and Cu conductors
- 3- and 4-core sector-shaped conductors



Cross section mm² sm	Cross section mm² se	Part No.	Conductor dia. mm	Pre-rounding width mm
10		**HRU410**	4,1	9
16		**HRU416**	5,1	9
25	35	**HRU43525**	6,3	9
35	50	**HRU45035**	7,5	9
50	70	**HRU47050**	9,0	9
70	95	**HRU49570**	10,5	9
95	120	**HRU412095**	12,5	9
120	150	**HRU4150120**	14,0	9

Crimping dies HA 4



Suitable for
- Aluminum compression cable lugs and connectors acc. to DIN
- Aluminum/copper compression cable lugs and connectors (aluminum side)

Cross section mm²	Part No.	Code	Crimp width mm
10	**HA410**	10	7
16-25	**HA41625**	12	7
35	**HA435**	14	7
50	**HA450**	16	7
70	**HA470**	18	7

Crimping dies HAD 4



Suitable for
- Compression joints for full tension connections of Aldrey conductors acc. to DIN EN 50182

Cross section mm²	Part No.	Code	Crimp width mm
25	**HAD425**	12	7
35	**HAD435**	14	7
50	**HAD450**	16	7

Crimping dies HC 4 / HMC 4



Suitable for
- Clamps, C-type

Cross section mm²	Part No.	Crimp width mm
16	**HC416**	5
25	**HC425**	5
4-4	**HMC44**	5
10-10	**HMC410**	5
10-16 10-25 35-35	**HMC435**	5

Crimping dies HAE 4



Suitable for
- Cable end-sleeves

Cross section mm²	Part No.	Crimp width mm
10	**HAE410**	10
16	**HAE416**	10
25	**HAE425**	10
35	**HAE435**	10
50	**HAE450**	10

Crimping dies HZAE 4

Suitable for
- Twin cable end-sleeves





Cross section mm²	Part No.	Crimp width mm
2 x 4	**HZAE44**	10
2 x 6	**HZAE46**	10
2 x 10	**HZAE410**	10
2 x 16	**HZAE416**	10

Crimping dies HAES 4

Suitable for
- Cable end-sleeves
- Special trapezoid crimp for fine stranded conductors





Cross section mm²	Part No.	Crimp width mm
10	**HAES410**	10
16	**HAES416**	10
25	**HAES425**	10
35	**HAES435**	10
50	**HAES450**	10

Crimping dies HZAES 4

Suitable for
- Twin cable end-sleeves
- Special trapezoid crimp for fine stranded conductors





Cross section mm²	Part No.	Crimp width mm
2 x 4	**HZAES44**	10
2 x 6	**HZAES46**	10
2 x 10	**HZAES410**	10
2 x 16	**HZAES416**	10


HK 60 UNV + UA5


EK 50/5-L


EKM 60 UNV-L + UA5


EK 60 UNV-L + UA5


PK 60 UNV + UA5

Crimping dies, blue connection® HB 5



Accurate assignment of crimping tool/crimping die through colour-coding system

Suitable for

- Tubular cable lugs and connectors, blue connection® for compacted conductors acc. to VDE 0295 Class 2

Cross section mm²	Part No.	Crimp width mm	Number of crimps
6 + 35	**HB5635**	9	1
10 + 50	**HB51050**	9	1
16 + 70	**HB51670**	9	1
25 + 95	**HB52595**	9	1
120	**HB5120**	5	2
150	**HB5150**	5	2
185	**HB5185**	5	2

Crimping die set 6 - 185 mm², blue connection® HB 5 in plastic case, 8 pieces



Suitable for

- Tubular cable lugs and connectors, blue connection® for compacted conductors acc. to VDE 0295 Class 2

Part No.
HB5SET

Crimping dies HR 5



Suitable for

- Copper tubular cable lugs and connectors, standard type

Cross section mm²	Part No.	Crimp width mm
6 + 35	**HR5635**	5
10 + 50	**HR51050**	5
16 + 70	**HR51670**	5
25 + 95	**HR52595**	5
120	**HR5120**	5
150	**HR5150**	5
185	**HR5185**	5
240	**HR5240**	5

Crimping die set, 6 - 240 mm², HR 5 in plastic case, 9 pieces

Suitable for
- Copper tubular cable lugs and connectors, standard type



Part No.
HR5SET

Crimping dies HIS 5

Suitable for
- Insulated tubular cable lugs and connectors
- Insulated pin terminals



Cross section mm²	Part No.	Crimp width mm
10	**HIS510**	5
16	**HIS516**	5
25	**HIS525**	5
35	**HIS535**	5
50	**HIS550**	5
70	**HIS570**	5
95	**HIS595**	5

Crimping dies HF 5

Suitable for
- Tubular cable lugs and connectors for fine stranded conductors



Cross section mm²	Part No.
10	**HF510**
16	**HF516**
25	**HF525**
35	**HF535**
50	**HF550**

Crimping dies HD 5

Suitable for
- Copper compression cable lugs (DIN 46235) and connectors (DIN 46267, part 1) acc. to DIN



Cross section mm²	Part No.	Code	Crimp width mm
6 + 35	**HD5635**	5 + 12	5
10 + 50	**HD51050**	6 + 14	5
16 + 70	**HD51670**	8 + 16	5
25 + 95	**HD52595**	10 + 18	5
120	**HD5120**	20	5
150	**HD5150**	22	5
185	**HD5185**	25	5

Crimping die set, 6 - 185 mm² HD 5 in plastic case, 8 pieces



Suitable for

- Copper compression cable lugs (DIN 46234) and connectors (DIN 46267, part 1) acc. to DIN

Part No.
HD5SET

Crimping dies HQ 5



Suitable for

- Copper solderless terminals (DIN 46234) and pin terminals (DIN 46230) acc. to DIN

Cross section mm²	Part No.
10	**HQ510**
16	**HQ516**
25	**HQ525**
35	**HQ535**
50	**HQ550**

Crimping dies HRU 5



Suitable for

- Pre-rounding dies for sector-shaped Al and Cu conductors
- 3- and 4-core sector-shaped conductors

Cross section mm² sm	Cross section mm² se	Part No.	Conductor dia. mm	Pre-rounding width mm
10		**HRU510**	4,1	12
16		**HRU516**	5,1	12
25	35	**HRU53525**	6,3	12
35	50	**HRU55035**	7,5	12
50	70	**HRU57050**	9	12
70	95	**HRU59570**	10,5	12
95	120	**HRU512095**	12,5	12
120	150	**HRU5150120**	14	12
150	185	**HRU5185150**	15,7	12
185	240	**HRU5240185**	17,5	12
240	300	**HRU5300240**	20,3	12

Crimping dies HA 5

Suitable for

- Aluminum compression cable lugs and connectors to DIN
- Aluminum/copper compression cable lugs and connectors (aluminum side)





Cross section mm²	Part No.	Code	Crimp width mm
10	**HA510**	10	7
16-25	**HA51625**	12	7
35	**HA535**	14	7
50	**HA550**	16	7
70	**HA570**	18	7
95-120	**HA595120**	22	7
150	**HA5150**	25	7

Crimping dies HAD 5

Suitable for

- Compression joints for full tension connections of Aldrey conductors acc. to DIN EN 50182





Cross section mm²	Part No.	Code	Crimp width mm
25	**HAD525**	12	7
35	**HAD535**	14	7
50	**HAD550**	16	7
70	**HAD570**	18	7
95	**HAD595**	20	7

Crimping dies HC 5

Suitable for

- Clamps, C-type





Cross section mm²	Part No.	Crimp width mm
16	**HC516**	5
25	**HC525**	5
35	**HC535**	5

Crimping dies HAE 5

Suitable for

- Cable end-sleeves





Cross section mm²	Part No.	Crimp width mm
10	**HAE510**	20
16	**HAE516**	20
25	**HAE525**	20
35	**HAE535**	20
50	**HAE550**	20
70	**HAE570**	20
95	**HAE595**	20

Crimping dies HZAE 5



Suitable for
- Twin cable end-sleeves

Cross section mm²	Part No.	Crimp width mm
2 x 4	**HZAE54**	20
2 x 6	**HZAE56**	20
2 x 10	**HZAE510**	20
2 x 16	**HZAE516**	20

Crimping dies HAES 5



Suitable for
- Cable end-sleeves
- Special trapezoid crimp for fine stranded conductors

Cross section mm²	Part No.	Crimp width mm
10	**HAES510**	20
16	**HAES516**	20
25	**HAES525**	20
35	**HAES535**	20
50	**HAES550**	20
70	**HAES570**	20
95	**HAES590**	20

Crimping dies HZAES 5



Suitable for
- Twin cable end-sleeves
- Special trapezoid crimp for fine stranded conductors

Cross section mm²	Part No.	Crimp width mm
2 x 4	**HZAES54**	20
2 x 6	**HZAES56**	20
2 x 10	**HZAES510**	20
2 x 16	**HZAES516**	20


K 18


HK 60/18


HK 60 UNV
+ UA18


EK 50/18-L


EKM 60 UNV-L
+ UA18


EK 60 UNV-L
+ UA18


THK 18


PK 18


PK 60 UNV
+ UA18

Crimping dies R

Suitable for

- Copper tubular cable lugs and connectors, standard type
- Tubular cable lugs for switchgear connections





Cross section mm²	Part No.	Crimp width mm
6	**R6**	5
10	**R10**	5
16	**R16**	5
25	**R25**	5
35	**R35**	5
50	**R50**	5
70	**R70**	5
95	**R95**	5
120	**R120**	5
150	**R150**	5
185	**R185**	5

For connectors see assembly instructions for connector materials (general information) in the technical index, page i-8

Crimping dies IS

Suitable for

- Insulated tubular cable lugs and connectors
- Insulated pin terminals





Cross section mm²	Part No.	Crimp width mm
10	**IS10**	5
16	**IS16**	5
25	**IS25**	5
35	**IS35**	5
50	**IS50**	5
70	**IS70**	5
95	**IS95**	5

Crimping dies F



Suitable for

- Tubular cable lugs and connectors for fine stranded conductors

Cross section mm²	Part No.
10	**F10**
16	**F16**
25	**F25**
35	**F35**
50	**F50**

Crimping dies M



Suitable for

- Tubular cable lugs and compression joints for solid conductors

Cross section mm²	Part No.	Crimp width mm
1.5-4	**M154**	5
6-10	**M610**	5
16	**M16**	5

Crimping dies D



Suitable for

- Compression cable lugs (DIN 46235) and connectors (DIN 46267, part 1) to DIN - Cu

Cross section mm²	Part No.	Code	Crimp width mm
6	**D6**	5	5
10	**D10**	6	5
16	**D16**	8	5
25	**D25**	10	5
35	**D35**	12	5
50	**D50**	14	5
70	**D70**	16	5
95	**D95**	18	5
120	**D120**	20	5
150	**D150**	22	5
185	**D185**	25	5

▸ For connectors see assembly instructions for connector materials (general information) in the technical index, page i-8

Crimping dies Q

Suitable for

- Copper solderless terminals (DIN 46234) and pin terminals (DIN 46230) to DIN
- Copper solderless connectors (DIN 46341) to DIN





Cross section mm²	Part No.
10	**Q10**
16	**Q16**
25	**Q25**
35	**Q35**
50	**Q50**
70	**Q70**

Crimping dies ISQ

Suitable for

- Insulated solderless terminals and pin terminals





Cross section mm²	Part No.
10	**ISQ10**
16	**ISQ16**
25	**ISQ25**
35	**ISQ35**
50	**ISQ50**

Crimping dies RU

Suitable for

- Pre-rounding dies for sector-shaped Al and Cu conductors
- 3- and 4-core sector-shaped conductors





Cross section mm² sm	Cross section mm² se	Part No.	Conductor dia. mm	Pre-rounding width mm
10		**RU10**	4,1	19,5
16		**RU16**	5,1	19,5
25	35	**RU3525**	6,3	19,5
35	50	**RU5035**	7,5	19,5
50	70	**RU7050**	9,0	19,5
70	95	**RU9570**	10,5	19,5
95	120	**RU12095**	12,5	19,5
120	150	**RU150120**	14,0	19,5
150	185	**RU185150**	15,8	19,5
185	240	**RU240185**	17,5	19,5

Crimping dies A



Suitable for

- Aluminum compression cable lugs and connectors to DIN
- Aluminum/copper compression cable lugs and connectors (aluminum side)

Cross section mm²	Part No.	Code	Crimp width mm
10	**A10**	10	7
16-25	**A1625**	12	7
35	**A35**	14	7
50	**A50**	16	7
70	**A70**	18	7
95-120	**A95120**	22	7
150	**A150**	25	7
185	**A185**	28	7

For connectors see assembly instructions for connector materials (general information) in the technical index, page i-8

Crimping dies AD



Suitable for

- Compression joints for full tension connections of Aldrey conductors according to DIN EN 50182

Cross section mm²	Part No.	Code	Crimp width mm
25	**AD25**	12	7
35	**AD35**	14	7
50	**AD50**	16	7
70	**AD70**	18	7
95	**AD95**	20	7

For connectors see assembly instructions for connector materials (general information) in the technical index, page i-8

Crimping dies C / MC



Suitable for

- Clamps, C-type

Cross section mm²	Part No.	Crimp width mm
16	**C16**	5
25	**C25**	5
35	**C35**	5
50	**C50**	5
4-4	**MC4**	5
10-10	**MC10**	5
10-16 10-25 10-35	**MC35**	5

Crimping dies AE

Suitable for
- Cable end-sleeves



Cross section mm²	Part No.	Crimp width mm
10	**AE10**	20
16	**AE16**	20
25	**AE25**	20
35	**AE35**	20
50	**AE50**	20
70	**AE70**	20
95	**AE95**	20

Crimping dies ZAE

Suitable for
- Twin cable end-sleeves



Cross section mm²	Part No.	Crimp width mm
2 x 4	**ZAE4**	20
2 x 6	**ZAE6**	20
2 x 10	**ZAE10**	20
2 x 16	**ZAE16**	20

Crimping dies AES

Suitable for
- Cable end-sleeves
- Special trapezoid crimp for fine stranded conductors



Cross section mm²	Part No.	Crimp width mm
10	**AES10**	20
16	**AES16**	20
25	**AES25**	20
35	**AES35**	20
50	**AES50**	20
70	**AES70**	20
95	**AES95**	20

Crimping dies ZAES



Suitable for

- Twin cable end-sleeves
- Special trapezoid crimp for fine stranded conductors

Cross section mm²	Part No.	Crimp width mm
4	**ZAES4**	20
6	**ZAES6**	20
10	**ZAES10**	20
16	**ZAES16**	20

Cutting die



For multi-stranded Al and Cu cables without armouring

Cutting range	Part No.
18 mm	**S18**


K 22


HK 60/22


HK 60/22 UNV + UA22


EK 60/22-L


EKM 60/22-L


EKM 60/22 UNV-L + UA22


EK 60 UNV-L + UA22


THK 22


PK 22


PK 60 UNV + UA22

Crimping dies, blue connection® B 22

Accurate assignment of crimping tool/crimping die through colour-coding system



Suitable for

- Tubular cable lugs and connectors, blue connection® for compacted conductors acc. to VDE 0295 Class 2

Cross section mm²	Part No.	Crimp width mm	Number of crimps
6	**b226**	9	1
10	**b2210**	9	1
16	**b2216**	9	1
25	**b2225**	9	1
35	**b2235**	9	1
50	**b2250**	9	1
70	**b2270**	9	1
95	**b2295**	9	1
120	**b22120**	9	1
150	**b22150**	9	1
185	**b22185**	5	2
240	**b22240**	5	2
300	**b22300**	5	3

Crimping die set 6 - 300 mm², blue connection® B 22 in plastic case, 14 pieces

Suitable for

- Tubular cable lugs and connectors, blue connection® for compacted conductors acc. to VDE 0295 Class 2



Part No.
B22SET

Crimping dies R 22



Suitable for
- Copper tubular cable lugs and connectors, standard type
- Tubular cable lugs for switchgear connections

Cross section mm²	Part No.	Crimp width mm
6	**R226**	5
10	**R2210**	5
16	**R2216**	5
25	**R2225**	5
35	**R2235**	5
50	**R2250**	5
70	**R2270**	5
95	**R2295**	5
120	**R22120**	5
150	**R22150**	5
185	**R22185**	5
240	**R22240**	5
300	**R22300**	5

Crimping die set, 6 - 300 mm² R 22 in plastic case, 14 pieces



Suitable for
- Copper tubular cable lugs and connectors, standard type
- Tubular cable lugs for switchgear connections

Part No.
R22SET

Crimping dies IS 22



Suitable for
- Insulated tubular cable lugs and connectors
- Insulated pin terminals

Cross section mm²	Part No.	Crimp width mm
10	**IS2210**	5
16	**IS2216**	5
25	**IS2225**	5
35	**IS2235**	5
50	**IS2250**	5
70	**IS2270**	5
95	**IS2295**	5
120	**IS22120**	5
150	**IS22150**	5

Crimping dies F 22

Suitable for
- Tubular cable lugs and connectors for fine stranded conductors





Cross section mm²	Part No.
10	**F2210**
16	**F2216**
25	**F2225**
35	**F2235**
50	**F2250**
70	**F2270**

Crimping dies M 22

Suitable for
- Tubular cable lugs and compression joints for solid conductors





Cross section mm²	Part No.	Crimp width mm
1,5-4	**M22154**	5
6-10	**M22610**	5
16	**M2216**	5

Crimping dies N 22

Suitable for
- Nickel tubular cable lugs and connectors
- Stainless steel tubular cable lugs and connectors





Cross section mm²	Part No.
10	**N2210**
16	**N2216**
25	**N2225**
35	**N2235**
50	**N2250**

Crimping dies D 22



Suitable for

- Copper compression cable lugs (DIN 46235) and connectors (DIN 46267, part 1) acc. to DIN

Cross section mm²	Part No.	Code	Crimp width mm
6	**D226**	5	5
10	**D2210**	6	5
16	**D2216**	8	5
25	**D2225**	10	5
35	**D2235**	12	5
50	**D2250**	14	5
70	**D2270**	16	5
95	**D2295**	18	5
120	**D22120**	20	5
150	**D22150**	22	5
185	**D22185**	25	5
240	**D22240**	28	5
300	**D22300**	32	5

Crimping die set, 6 - 300 mm² D 22 in plastic case, 14 pieces



Suitable for

- Copper compression cable lugs (DIN 46235) and connectors (DIN 46267, part 1) acc. to DIN

Part No.
D22SET

Crimping dies DP 22



Suitable for

- Double compression cable lugs

Cross section mm²	Part No.	Code
2 x 50	**DP2250**	22 DP
2 x 70	**DP2270**	24 DP

Crimping dies Q 22

Suitable for

- Copper solderless terminals (DIN 46234) and pin terminals (DIN 46230) acc. to DIN
- Copper solderless connectors (DIN 46341) acc. to DIN





Cross section mm²	Part No.
10	**Q2210**
16	**Q2216**
25	**Q2225**
35	**Q2235**
50	**Q2250**
70	**Q2270**

Crimping dies ISQ 22

Suitable for

- Insulated solderless terminals and pin terminals





Cross section mm²	Part No.
10	**ISQ2210**
16	**ISQ2216**
25	**ISQ2225**
35	**ISQ2235**
50	**ISQ2250**
70	**ISQ2270**

Crimping dies RU 22

Suitable for

- Pre-rounding of sector-shaped Al- and Cu-conductors
- 3- and 4-core sector-shaped conductors





Cross section mm² sm	Cross section mm² se	Part No.	Conductor dia. mm	Pre-rounding width mm
10		**RU2210**	4,1	19,5
16		**RU2216**	5,1	19,5
25	35	**RU223525**	6,3	19,5
35	50	**RU225035**	7,5	19,5
50	70	**RU227050**	9,0	19,5
70	95	**RU229570**	10,5	19,5
95	120	**RU2212095**	12,5	19,5
120	150	**RU22150120**	14,0	19,5
150	185	**RU22185150**	15,8	19,5
185	240	**RU22240185**	17,5	19,5
240	300	**RU22300240**	20,3	19,5

Crimping dies A 22



Suitable for
- Aluminum compression cable lugs and connectors acc. to DIN
- Aluminum/copper compression cable lugs and connectors (aluminum side)

Cross section mm²	Part No.	Code	Crimp width mm
10	**A2210**	10	7
16-25	**A221625**	12	7
35	**A2235**	14	7
50	**A2250**	16	7
70	**A2270**	18	7
95-120	**A2295120**	22	7
150	**A22150**	25	7
185	**A22185**	28	7
240	**A22240**	32	5
300	**A22300**	34	5

Crimping die set, 10 - 300 mm² A 22 in plastic case, 11 pieces



Suitable for
- Aluminum compression cable lugs and connectors to DIN
- Aluminum/copper compression cable lugs and connectors (aluminum side)

Part No.
A22SET

Crimping dies AD 22



Suitable for
- Compression joints for full tension connections of Aldrey conductors acc. to DIN EN 50182
- Al-conductor DIN EN 50182, 120 - 185 mm²

Cross section mm²	Part No.	Code	Crimp width mm
25	**AD2225**	12	7
35	**AD2235**	14	7
50	**AD2250**	16	7
70	**AD2270**	18	7
95	**AD2295**	20	7
120	**AD22120**	25	7
150-185	**AD22150185**	28	7

Crimping dies AST 22

Suitable for

- Compression joints acc. to DIN 48085, part 3 for Al-/St-cable acc. to DIN EN 50182
- Aluminum crimping





Cross section mm²	Part No.	Code	Crimp width mm
25-4	**AST2225**	12	7
35-6	**AST2235**	14	7
50-8	**AST2250**	16	7
70-12	**AST2270**	18	7
95-15	**AST2295**	22	7
120-20	**AST22120**	25	7

Crimping dies ST 22

Suitable for

- Compression joints acc. to DIN 48085, part 3 for Al-/St-cable acc. to DIN EN 50182
- Steel crimping





Cross section mm²	Part No.	Code	Crimp width mm
25-4 35-6	**ST2246**	6	5
50-8	**ST228**	7	5
70-12 95-15	**ST221215**	9	5
120-20	**ST2220**	13	5

Crimping dies C 22 / MC 22

Suitable for

- Clamps, C-type





Cross section mm²	Part No.	Crimp width mm
16	**C2216**	5
25	**C2225**	5
35	**C2235**	5
50	**C2250**	5
4-4	**MC224**	5
10-10	**MC2210**	5
10-16 10-25 35-35	**MC2235**	5

Crimping dies H 22

Suitable for

- Clamps, H-type





Cross section mm²	Part No.	Crimp width mm
70	**H2270**	5

Crimping dies AE 22



Suitable for
- Cable end-sleeves

Cross section mm²	Part No.	Crimp width mm
10	**AE2210**	20
16	**AE2216**	20
25	**AE2225**	20
35	**AE2235**	20
50	**AE2250**	20
70	**AE2270**	20
95	**AE2295**	20
120	**AE22120**	20
150	**AE22150**	20
185*	**AE22185**	20
240*	**AE22240**	20

▸ * = except THK 22

Crimping dies ZAE 22



Suitable for
- Twin cable end-sleeves

Cross section mm²	Part No.	Crimp width mm
2 x 4	**ZAE224**	20
2 x 6	**ZAE226**	20
2 x 10	**ZAE2210**	20
2 x 16	**ZAE2216**	20

Crimping dies AES 22



Suitable for
- Cable end-sleeves
- Special trapezoid crimp for fine stranded conductors

Cross section mm²	Part No.	Crimp width mm
10	**AES2210**	20
16	**AES2216**	20
25	**AES2225**	20
35	**AES2235**	20
50	**AES2250**	20
70	**AES2270**	20
95	**AES2295**	20
120	**AES22120**	20
150	**AES22150**	20
185*	**AES22185**	20
240*	**AES22240**	20

▸ * = except THK 22

Crimping dies ZAES 22

Suitable for

- Twin cable end-sleeves
- Special trapezoid crimp for fine stranded conductors





Cross section mm²	Part No.	Crimp width mm
2 x 4	**ZAES224**	20
2 x 6	**ZAES226**	20
2 x 10	**ZAES2210**	20
2 x 16	**ZAES2216**	20


HK 120/30


HK 120/42


HK 120 U


EK 120/30-L


EK 120/42-L


EK 120 UNV-L


EK 120 U-L


HK 12/2 EL/380


PK 120/42


PK 120 U

Crimping dies blue connection® HB 13



Accurate assignment of crimping tool/crimping die through colour-coding system

Suitable for

- Tubular cable lugs and connectors, blue connection® for compacted conductors acc. to VDE 0295 Class 2

Cross section mm²	Part No.	Crimp width mm	Number of crimps
16	**hb1316**	9	1
25	**hb1325**	9	1
35	**hb1335**	12	1
50	**hb1350**	12	1
70	**hb1370**	12	1
95	**hb1395**	12	1
120	**hb13120**	12	1
150	**hb13150**	12	1
185	**hb13185**	12	1
240	**hb13240**	12	1
300	**hb13300**	9	2
400	**hb13400**	9	2

Crimping die set 16 - 400 mm², blue connection® HB 13 in plastic case, 13 pieces



Suitable for

- Tubular cable lugs and connectors, blue connection® for compacted conductors acc. to VDE 0295 Class 2

Part No.
HB13SET

Crimping dies HR 13

Suitable for

- Copper tubular cable lugs and connectors, standard type
- Tubular cable lugs for switchgear connections





Cross section mm²	Part No.	Crimp width mm
16	**HR1316**	10
25	**HR1325**	10
35	**HR1335**	10
50	**HR1350**	13
70	**HR1370**	13
95	**HR1395**	14
120	**HR13120**	14
150	**HR13150**	14
185	**HR13185**	11
240	**HR13240**	11
300	**HR13300**	11
400	**HR13400**	5*

▸ For connectors see assembly instructions for connector materials (general information) in the technical index, page i-8

▸ * = Narrow crimping (press 5 x)

Crimping dies HIS 13

Suitable for

- Insulated tubular cable lugs and connectors
- Insulated pin terminals





Cross section mm²	Part No.	Crimp width mm
10	**HIS1310**	5
16	**HIS1316**	5
25	**HIS1325**	5
35	**HIS1335**	5
50	**HIS1350**	5
70	**HIS1370**	5
95	**HIS1395**	5
120	**HIS13120**	5
150	**HIS13150**	5

Crimping dies HF 13



Suitable for

- Tubular cable lugs and connectors for fine stranded conductors

Cross section mm²	Part No.
16	**HF1316**
25	**HF1325**
35	**HF1335**
50	**HF1350**
70	**HF1370**
95	**HF1395**
120	**HF13120**
150	**HF13150**

Crimping dies HD 13



Suitable for

- Copper compression cable lugs (DIN 46235) acc. to DIN
- Copper compression connectors (DIN 46267, part 1) acc. to DIN

Cross section mm²	Part No.	Code	Crimp width mm
16	**HD1316**	8	10
25	**HD1325**	10	10
35	**HD1335**	12	10
50	**HD1350**	14	13
70	**HD1370**	16	13
95	**HD1395**	18	14
120	**HD13120**	20	14
150	**HD13150**	22	10
185	**HD13185**	25	10
240	**HD13240**	28	10
300	**HD13300**	32	7*

▸ For connectors see assembly instructions for connector materials (general information) in the technical index, page i-8

▸ * = Narrow crimping (press 5 x)

Crimping dies HDP 13



Suitable for

- Double compression cable lugs

Cross section mm²	Part No.	Code	Crimp width mm
2 x 50	**HDP1350**	22 DP	12
2 x 70	**HDP1370**	24 DP	12
2 x 95	**HDP1395**	29 DP	12

Crimping dies HQ 13

Suitable for

- Copper solderless terminals (DIN 46234) and pin terminals (DIN 46230) acc. to DIN
- Copper solderless connectors (DIN 46341) acc. to DIN





Cross section mm²	Part No.
16	**HQ1316**
25	**HQ1325**
35	**HQ1335**
50	**HQ1350**
70	**HQ1370**
95	**HQ1395**
120	**HQ13120**
150	**HQ13150**

Crimping dies HISQ 13

Suitable for

- Insulated solderless terminals and pin terminals





Cross section mm²	Part No.
10	**HISQ1310**
16	**HISQ1316**
25	**HISQ1325**
35	**HISQ1335**
50	**HISQ1350**
70	**HISQ1370**
95	**HISQ1395**

Crimping dies HRU 13

Suitable for

- Pre-rounding dies for sector-shaped Al and Cu conductors
- 3- and 4-core sector-shaped conductors





Cross section mm² sm	Cross section mm² se	Part No.	Conductor dia. mm	Pre-rounding width mm
10		**HRU1310**	4,1	35
16		**HRU1316**	5,1	35
25	35	**HRU133525**	6,3	35
35	50	**HRU135035**	7,5	35
50	70	**HRU137050**	9,0	35
70	95	**HRU139570**	10,5	35
95	120	**HRU1312095**	12,5	35
120	150	**HRU13150120**	14,0	35
150	185	**HRU13185150**	15,8	35
185	240	**HRU13240185**	17,5	35
240	300	**HRU13300240**	20,3	35
300		**HRU13300SM**	22,5	35

Crimping dies HA 13



Al

Al/Cu

Suitable for

- Aluminum compression cable lugs and connectors acc. to DIN
- Aluminum/copper compression cable lugs and connectors (aluminum side)

Cross section mm²	Part No.	Code	Crimp width mm
10	**HA1310**	10	12
16-25	**HA131625**	12	12
35	**HA1335**	14	12
50	**HA1350**	16	12
70	**HA1370**	18	12
95-120	**HA1395120**	22	14
150	**HA13150**	25	14
185	**HA13185**	28	14
240	**HA13240**	32	5

For connectors see assembly instructions for connector materials (general information) in the technical index, page i-8

Crimping dies HAD 13



Aldrey

Suitable for

- Compression joints for full tension connections of Aldrey conductors according to DIN EN 50182
- Al-conductor acc. to DIN EN 50182, 120 - 185 mm²

Cross section mm²	Part No.	Code	Crimp width mm
25	**HAD1325**	12	12
35	**HAD1335**	14	12
50	**HAD1350**	16	12
70	**HAD1370**	18	12
95	**HAD1395**	20	14
120	**HAD13120**	25	14
150-185	**HAD13150185**	28	14

For connectors see assembly instructions for connector materials (general information) in the technical index, page i-8

Crimping dies HAST 13



Al/St

Suitable for

- Compression joints acc. to DIN 48085, part 3 for Al-/St-cable acc. to DIN EN 50182
- Aluminum crimping

Cross section mm²	Part No.	Code	Crimp width mm
25-4	**HAST1325**	12	12
35-6	**HAST1335**	14	12
50-8	**HAST1350**	16	12
70-12	**HAST1370**	18	12
95-15	**HAST1395**	22	14
120-20	**HAST13120**	25	14

For connectors see assembly instructions for connector materials (general information) in the technical index, page i-8

Crimping dies HST 13

Suitable for

- Compression joints acc. to DIN 48085, part 3 for Al-/St-cable acc. to DIN EN 50182
- Steel crimping





Cross section mm²	Part No.	Code	Crimp width mm
25-4 35-6	**HST1346**	6	12
50-8	**HST138**	7	12
70-12 95-15	**HST131215**	9	12
120-20	**HST1320**	13	12

For connectors see assembly instructions for connector materials (general information) in the technical index, page i-8

Crimping dies HAH 13

Suitable for

- Clamps, H-type





Cross section mm²	Part No.	Crimp width mm
70	**HAH1370**	30
95	**HAH1395**	30
120	**HAH13120**	30

Crimping dies HC 13 / HMC 13

Suitable for

- Clamps, C-type





Cross section mm²	Part No.	Crimp width mm
16	**HC1316**	16
25	**HC1325**	17
35	**HC1335**	20
50	**HC1350**	20
70	**HC1370**	20
10 - 10	**HMC1310**	13
10 - 16 10 - 25 35 - 35	**HMC1335**	18
25 - 50 50 - 50	**HMC1350**	20
35 - 70	**HMC1370**	20

Crimping dies HAE 13



Suitable for

- Cable end-sleeves

Cross section mm²	Part No.	Crimp width mm
25	**HAE1325**	20
35	**HAE1335**	20
50	**HAE1350**	26
70	**HAE1370**	26
95	**HAE1395**	26
120	**HAE13120**	26
150	**HAE13150**	26
185	**HAE13185**	26
240	**HAE13240**	26

Crimping dies HAES 13



Suitable for

- Cable end-sleeves
- Special trapezoid crimp for fine stranded conductors

Cross section mm²	Part No.	Crimp width mm
25	**HAES1325**	20
35	**HAES1335**	20
50	**HAES1350**	26
70	**HAES1370**	26
95	**HAES1395**	26
120	**HAES13120**	26
150	**HAES13150**	26
185	**HAES13185**	26
240	**HAES13240**	26


HK 25/2


HK 25/2 EL/380


PK 25/2

Crimping dies HR 25

Suitable for

- Copper tubular cable lugs and connectors, standard type
- Tubular cable lugs for switchgear connections





Cross section mm²	Part No.	Crimp width mm
16	**HR2516**	10
25	**HR2525**	10
35	**HR2535**	10
50	**HR2550**	13
70	**HR2570**	13
95	**HR2595**	15
120	**HR25120**	15
150	**HR25150**	20
185	**HR25185**	20
240	**HR25240**	20
300	**HR25300**	20
400	**HR25400**	20

Crimping dies HIS 25

Suitable for

- Insulated tubular cable lugs and connectors
- Insulated pin terminals





Cross section mm²	Part No.	Crimp width mm
10	**HIS2510**	7
16	**HIS2516**	7
25	**HIS2525**	8
35	**HIS2535**	8
50	**HIS2550**	10
70	**HIS2570**	12
95	**HIS2595**	14
120	**HIS25120**	14
150	**HIS25150**	16

Crimping dies HF 25



Suitable for

- Tubular cable lugs and connectors for fine stranded conductors

Cross section mm²	Part No.
16	**HF2516**
25	**HF2525**
35	**HF2535**
50	**HF2550**
70	**HF2570**
95	**HF2595**
120	**HF25120**
150	**HF25150**
185	**HF25185**
240	**HF25240**
300	**HF25300**

Crimping dies HD 25



Suitable for

- Copper compression cable lugs (DIN 46235) acc. to DIN
- Copper compression connectors (DIN 46267, part 1) acc. to DIN

Cross section mm²	Part No.	Code	Crimp width mm
16	**HD2516**	8	10
25	**HD2525**	10	10
35	**HD2535**	12	10
50	**HD2550**	14	13
70	**HD2570**	16	13
95	**HD2595**	18	14
120	**HD25120**	20	14
150	**HD25150**	22	15
185	**HD25185**	25	15
240	**HD25240**	28	15
300	**HD25300**	32	17
400	**HD25400**	38	17
500	**HD25500**	42	17
625	**HD25625**	44	15

Crimping dies HDP 25



Suitable for

- Double compression cable lugs

Cross section mm²	Part No.	Code	Crimp width mm
2 x 50	**HDP2550**	22 DP	15
2 x 70	**HDP2570**	24 DP	15
2 x 95	**HDP2595**	29 DP	15
2 x 120	**HDP25120**	32 DP	15

Crimping dies HQ 25

Suitable for

- Copper solderless terminals (DIN 46234) and pin terminals (DIN 46230) acc. to DIN
- Copper solderless connectors (DIN 46341) acc. to DIN





Cross section mm²	Part No.
16	**HQ2516**
25	**HQ2525**
35	**HQ2535**
50	**HQ2550**
70	**HQ2570**
95	**HQ2595**
120	**HQ25120**
150	**HQ25150**
185	**HQ25185**
240	**HQ25240**

Crimping dies HISQ 25

Suitable for

- Insulated solderless terminals and pin terminals





Cross section mm²	Part No.
10	**HISQ2510**
16	**HISQ2516**
25	**HISQ2525**
35	**HISQ2535**
50	**HISQ2550**
70	**HISQ2570**
95	**HISQ2595**
120	**HISQ25120**
150	**HISQ25150**

Crimping dies HRU 25

Suitable for

- Pre-rounding dies for sector-shaped Al and Cu conductors
- 3- and 4-core sector-shaped conductors





Cross section mm² sm	Cross section mm² se	Part No.	Conductor dia. mm	Pre-rounding width mm
10		**HRU2510**	4,1	40
16		**HRU2516**	5,1	40
25	35	**HRU253525**	6,3	40
35	50	**HRU255035**	7,5	40
50	70	**HRU257050**	9,0	40
70	95	**HRU259570**	10,5	40
95	120	**HRU2512095**	12,5	40
120	150	**HRU25150120**	14,0	40
150	185	**HRU25185150**	15,8	40
185	240	**HRU25240185**	17,5	40
240	300	**HRU25300240**	20,3	40
300		**HRU25300SM**	22,5	40

Crimping dies HA 25



Suitable for

- Aluminum compression cable lugs and connectors acc. to DIN
- Aluminum/copper compression cable lugs and connectors (aluminum side)

Cross section mm²	Part No.	Code	Crimp width mm
10	**HA2510**	10	12
16-25	**HA251625**	12	12
35	**HA2535**	14	12
50	**HA2550**	16	12
70	**HA2570**	18	12
95-120	**HA2595120**	22	14
150	**HA25150**	25	14
185	**HA25185**	28	14
240	**HA25240**	32	17
300	**HA25300**	34	17
400	**HA25400**	38	17
500	**HA25500**	44	15

Crimping dies HAD 25



Suitable for

- Compression joints for full tension connections of Aldrey conductors acc. to DIN EN 50182
- Al-conductor acc. to DIN EN 50182, 120 - 300 mm²

Cross section mm²	Part No.	Code	Crimp width mm
25	**HAD2525**	12	12
35	**HAD2535**	14	12
50	**HAD2550**	16	12
70	**HAD2570**	18	12
95	**HAD2595**	20	14
120	**HAD25120**	25	14
150-185	**HAD25150185**	28	14
240	**HAD25240**	34	17
300	**HAD25300**	38	17

Crimping dies HAST 25



Suitable for

- Compression joints acc. to DIN 48085, part 3 for Al-/St-cable acc. to DIN EN 50182
- Aluminum crimping

Cross section mm²	Part No.	Code	Crimp width mm
25-4	**HAST2525**	12	12
35-6	**HAST2535**	14	12
50-8	**HAST2550**	16	12
70-12	**HAST2570**	18	12
95-15	**HAST2595**	22	14
120-20	**HAST25120**	25	14

Crimping dies HST 25

Suitable for

- Compression joints acc. to DIN 48085, part 3 for Al-/St-cable acc. to DIN EN 50182
- Steel crimping





Cross section mm²	Part No.	Code	Crimp width mm
25-4; 35-6	**HST2546**	6	14
50-8	**HST258**	7	14
70-12 95-15	**HST251215**	9	14
120-20	**HST2520**	13	14

Crimping dies HAH 25

Suitable for

- Clamps, H-type





Cross section mm²	Part No.	Crimp width mm
70	**HAH2570**	20
95	**HAH2595**	20
120	**HAH25120**	20

Crimping dies HC 25 / HMC 25

Suitable for

- Clamps, C-type





Cross section mm²	Part No.	Crimp width mm
16	**HC2516**	16
25	**HC2525**	17
35	**HC2535**	20
50	**HC2550**	20
70	**HC2570**	20
95	**HC2595**	20
10-16 10-25 35-35	**HMC2535**	18
25-50 50-50	**HMC2550**	20
35-70	**HMC2570**	20
35-95 70-95	**HMC2595**	20
120-120	**HMC25120**	20
150-150	**HMC25150**	20
185-185	**HMC25185**	20

Crimping dies HAE 25



Suitable for

- Cable end-sleeves

Cross section mm²	Part No.	Crimp width mm
25	**HAE2525**	20
35	**HAE2535**	20
50	**HAE2550**	26
70	**HAE2570**	26
95	**HAE2595**	26
120	**HAE25120**	26
150	**HAE25150**	26
185	**HAE25185**	26
240	**HAE25240**	26

Crimping dies HAES 25



Suitable for

- Cable end-sleeves
- Special trapezoid crimp for fine stranded conductors

Cross section mm²	Part No.	Crimp width mm
25	**HAES2525**	20
35	**HAES2535**	20
50	**HAES2550**	26
70	**HAES2570**	26
95	**HAES2595**	26
120	**HAES25120**	26
150	**HAES25150**	26
185	**HAES25185**	26
240	**HAES25240**	26


HK 45


PK 45

45 KlauKe

Crimping dies HD 45

Suitable for

- Copper compression cable lugs (DIN 46235) acc. to DIN
- Copper compression connectors (DIN 46267, part 1) acc. to DIN





Cross section mm²	Part No.	Code	Crimp width mm
120	**HD45120**	20	15
150	**HD45150**	22	15
185	**HD45185**	25	15
240	**HD45240**	28	15
300	**HD45300**	32	17
400	**HD45400**	38	17
500	**HD45500**	42	17
625	**HD45625**	44	17
800	**HD45800**	52	20
1000	**HD451000**	58	20

Crimping dies HA 45

Suitable for

- Aluminum compression cable lugs and connectors acc. to DIN
- Aluminum/copper compression cable lugs and connectors (aluminum side)

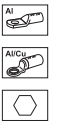



Cross section mm²	Part No.	Code	Crimp width mm
150	**HA45150**	25	15
185	**HA45185**	28	15
240	**HA45240**	32	17
300	**HA45300**	34	20
400	**HA45400**	38	20
500	**HA45500**	44	20

Crimping dies HAD 45

Suitable for

- Compression joints for full tension connections of Aldrey conductors according to DIN EN 50182
- Al-conductor acc. to DIN EN 50182, 150 - 300 mm²





Cross section mm²	Part No.	Code	Crimp width mm
150-185	**HAD45150185**	28	20
240	**HAD45240**	34	20
300	**HAD45300**	38	20



With our hand tools you will get the hang of it. Professionals trust Klauke quality, Made in Germany.“

Karl-Ulrich Schütz,
Sales and Distribution

VDE tools 458

Pliers 460
Screwdrivers 464
Assortments and sets 466
Safety tools 471
Fully insulated tools 475
Tool case 480

Standard tools 482

Pliers 484
Electronic/precision mechanic's tools 489
Screwdrivers 490
Bits, holders and adapters 493
Assortments and sets 495
Measuring and marking 501
Basic tools 503
Tool case 507

Wire stripping tools 514

Stripping tools 518

Stripping tools for communication technology 522



Heavy-duty insulation *up to 1000 V.*

Tested and approved VDE tools from Klauke.

Every Klauke VDE tool is produced and tested as per the latest directives for the safety testing procedure according to EN/IEC 60900 (VDE 0682 Part 201). All VDE tools are approved to 1000 volt AC and 1500 volt DC.

Klauke pliers have been granted the IF Product Design Award.



- **VDE Pliers.**
- **VDE Side cutters.**
- **VDE Cable cutters.**
- **VDE Screwdrivers.**
- **Fully-insulated tools.**



The impact-resistant hard core optimises the durability of the tools. The handle also offers the option of using the screwdriver as a lever. Another special feature is the profile stamp that clearly identifies the tools.



Everything under control, even **under voltage.**

- Pliers with **heavy-duty hand protection** to protect against flying sparks.
- A cold impact test (at -25 °C), a test of the adhesive strength of the insulation (with 500 N) and a single voltage test in a water bath (10,000 V/AC) are carried out in accordance with EN/IEC 60900.
- 2-component safety handle.

Benefits:

- The heavy-duty hand protection provides added safety when working under voltage.
- Guaranteed protection even under extreme conditions.
- Non-slip overlay thanks to matched elastomer materials.

The screwdriver *that goes deep.*

- With magnet and immersion depth of up to 41 mm.

Benefits:

- The magnet holds the nut in position in tight spaces.
- The spring body enables nuts that sit on a long thread easy to fit and remove.



More from Page 466.



Compacts *in narrow situations.*

- Versatile thanks to its small dimensions.
- Automatic self-triggers when the set torque value is reached.
- Torque range from 5 to 25 Nm.

Benefits:

- The display with clear Nm scale enables the values to be quickly read off.
- More safety with 2-colour multi-layer insulation to DIN - VDE/EN 60900:2004.

Safety to hand - *the fully-insulated tool set.*

- Fully-insulated to EN 60900, 1/2”, 20-part.
- To DIN 7448 from vanadium special steel.
- 2-colour dipped insulation - outside orange, inside yellow.
- Sturdy, impact-proof plastic box with foam inlay.

Benefits:

- The most important VDE tools are to hand immediately.
- The tools are protected from damage in the robust box with foam inlay.
- Increased safety with 2-colour dipped insulation - damage is immediately visible.



VDE Cable cutter



1000 V IEC 60900

Characteristics

- Adjustable joint
- Cuts fine and superfine stranded copper and alu cables

Part No.	KL010160IS	KL010210IS
Item	VDE Cable cutter, 160 mm	VDE Cable cutter, 210 mm
Part No. POS	KL010160ISSB	KL010210ISSB
Dimension mm	160	210
Weight g	225	340
Cutting power single and multistranded cable	16	25

VDE Heavy-duty combination plier



1000 V IEC 60900

Characteristics

- With combination spanner from 11 - 17 mm (M8 - M10)
- Holds flat and round material
- Cuts soft wires, e.g. copper, alu, medium-hard wires e.g. nails, wire nails and hard wires, e.g. wire cable, steel wire

Part No.	KL020165IS	KL020180IS	KL020205IS
Item	VDE Heavy-duty combination plier, 165 mm	VDE Heavy-duty combination plier, 180 mm	VDE Heavy-duty combination plier, 205 mm
Part No. POS	KL020165ISSB	KL020180ISSB	KL020205ISSB
Dimension mm	165	180	205
Weight g	200	255	280
Cutting power soft wire dia. mm	4,0	5,2	5,9
Cutting power medium wire dia. mm	3,1	3,4	3,8
Cutting power hard wire dia. mm	2,0	2,2	2,5

VDE Heavy-duty combination plier, angled



1000 V IEC 60900

Characteristics

- 45° angled head
- With combination spanner from 11 - 17 mm (M8 - M10)
- Holds flat and round material
- Cuts soft wires, e.g. copper, alu, medium-hard wires e.g. nails, wire nails and hard wires, e.g. wire cable, steel wire

Part No.	KL026205IS
Item	VDE Heavy-duty combination plier, angled 205 mm
Dimension mm	205
Weight g	285
Cutting power soft wire dia. mm	5,9
Cutting power medium wire dia. mm	3,8
Cutting power hard wire dia. mm	2,5

VDE Side cutter

Characteristics

- Wave profile for optimized cutting of insulated cables
- Cuts soft wires, e.g. copper, alu, medium-hard wires e.g. nails, wire nails and hard wires, e.g. wire cable, steel wire



Part No.	KL040145IS	KL040160IS	KL040180IS
Item	VDE Side cutter, 145 mm	VDE Side cutter, 160 mm	VDE Side cutter, 180 mm
Part No. POS	KL040145ISSB	KL040160ISSB	KL040180ISSB
Dimension mm	145	160	180
Weight g	180	210	265
Cutting power soft wire dia. mm	5,0	6,0	7,0
Cutting power medium wire dia. mm	2,5	3,5	4,0
Cutting power hard wire dia. mm	1,7	2,0	2,5
Cutting power single and multistranded cable	8,0	11,0	13,0

VDE Electrician side cutter

Characteristics

- Inductive hardened precision cutting edges for superfine wires
- Cuts soft wires, e.g. copper, alu, medium-hard wires e.g. nails, wire nails and hard wires, e.g. wire cable, steel wire
- Stripping range for single and multi-stranded cables: 1.5mm² and 2.5mm²



Part No.	KL042190IS
Item	VDE Electrician side cutter, 190 mm
Part No. POS	KL042190ISSB
Dimension mm	190
Weight g	285
Cutting power soft wire dia. mm	2,0
Cutting power medium wire dia. mm	1,0
Cutting power single and multistranded cable	4,0

VDE Heavy duty side cutter



1000 V IEC 60900

Characteristics

- Wave profile for optimized cutting of insulated cables
- Ergonomically designed handles
- High cutting performance on hard wires and piano wires

Part No.	KL045180IS	KL044200IS	KL045240IS
Item	VDE Heavy-duty side cutter, 180 mm	VDE Electrician's heavy duty 200 mm	VDE Heavy-duty side cutter, 240 mm
Part No. POS		KL044200ISSB	
Dimension mm	180	200	240
Weight g	285	310	420
Cutting power soft wire dia. mm	3,7	4,0	4,5
Cutting power medium wire dia. mm	2,6	2,8	3,5
Cutting power hard wire dia. mm	2,2	2,5	3,0

VDE Heavy-duty lever side cutter



1000 V IEC 60900

Characteristics

- 40% saving in power
- Inductively-hardened precision cutting edges
- Special tool steel drop-forged, oil-hardened
- Cuts medium-hard wires, e.g. nails, wire nails and hard wires, e.g. wire cable, steel wire as well as piano wire

Part No.	KL046200IS
Item	VDE Heavy-duty lever side cutter, 200 mm
Part No. POS	KL046200ISSB
Dimension mm	200
Cutting power medium wire dia. mm	4,5
Cutting power hard wire dia. mm	3,5
Cutting power piano wire dia. mm	3,0

VDE Telephone plier, straight



1000 V IEC 60900

Characteristics

- Long, flat/round jaws
- Serrated jaws
- Cutting edge inductive hardened
- With combination spanner from 11 - 17 mm (M8 - M10)
- With wire cutter for soft wires, e.g. copper, alu, medium-hard wires e.g. nails, wire nails and hard wires, e.g. wire cable, steel wire

Part No.	KL050205IS
Item	VDE Telephone plier, straight, 205 mm
Part No. POS	KL050205ISSB
Dimension mm	205
Weight g	215
Cutting power soft wire dia. mm	3,9
Cutting power medium wire dia. mm	3,2
Cutting power hard wire dia. mm	2,2

VDE Telephone plier, bent

Characteristics

- Long, 45° angled, flat/round jaws
- Serrated jaws
- Cutting edge inductive hardened
- With combination spanner from 11 - 17 mm (M8 - M10)
- Cuts soft wires, e.g. copper, alu, medium-hard wires e.g. nails, wire nails and hard wires, e.g. wire cable, steel wire



Part No.	KL055205IS
Item	VDE Telephone plier, bent, 205 mm
Part No. POS	KL055205ISSB
Dimension mm	205
Weight g	215
Cutting power soft wire dia. mm	3,9
Cutting power medium wire dia. mm	3,2
Cutting power hard wire dia. mm	2,2

VDE Wire stripper

Characteristics

- With opening spring and V-shaped cutting edges
- With setting screw for adjustment the cable diameter
- Stripping range for single and multi-stranded cables 0 to 5.0 mm dia. and 10.0 mm² conductor cross-sections



Part No.	KL060160IS
Item	VDE Wire stripper, 160 mm
Part No. POS	KL060160ISSB
Dimension mm	160
Weight g	185

VDE Water pump plier, jaw width 50 mm

Characteristics

- Jaw width 50 mm
- Integrated hand protection
- Ratchet adjustment
- Box joint design
- Double serrated jaws



Part No.	KL070250IS
Item	VDE Water pump plier, jaw width 50 mm
Part No. POS	KL070250ISSB
Dimension mm	250
Weight g	410

Automatic VDE wire stripper 0.2 - 6 mm²



1000 V IEC 60900

Characteristics

- Tested acc. to VDE standards for safe working on live conductors up to 1000 V
- Adjustable length stop from 5 - 12 mm
- For flexible and solid conductors from 0.2 - 6 mm²
- Locking function to protect blades

Part No.	KL760180IS
Item	Automatic VDE wire stripper 0.2 - 6 mm²
Dimension mm	215
Weight g	130

VDE Slotted screwdrivers



DVE 1000 V IEC 60900

Item	Dimension mm	Weight g	Part No.
VDE Slotted screwdriver, 2.5 x 0.4 mm	75 x 2,5 x 0,4	22	**KL10075251S**
VDE Slotted screwdriver, 3.0 x 0.5 mm	100 x 3,0 x 0,5	28	**KL10010030IS**
VDE Slotted screwdriver, 3.5 x 0.6 mm	100 x 3,5 x 0,6	30	**KL10010035IS**
VDE Slotted screwdriver, 4.0 x 0.8 mm	100 x 4,0 x 0,8	44	**KL10010040IS**
VDE Slotted screwdriver, 5.5 x 1.0 mm	125 x 5,5 x 1,0	70	**KL10012555IS**
VDE Slotted screwdriver, 6.5 x 1.2 mm	150 x 6,5 x 1,2	86	**KL10015065IS**
VDE Slotted screwdriver, 8.0 x 1.2 mm	175 x 8,0 x 1,2	135	**KL10017580IS**

VDE Phillips screwdrivers



DVE 1000 V IEC 60900

Item	Dimension mm	Weight g	Part No.
VDE Phillips screwdriver, PH1	80 x PH 1	52	**KL110PH1IS**
VDE Phillips screwdriver, PH2	100 x PH 2	80	**KL110PH2IS**
VDE Phillips screwdriver, PH3	150 x PH 3	145	**KL110PH3IS**

VDE Pozidriv screwdrivers

Item	Dimension mm	Weight g	Part No.
VDE Pozidriv screwdriver, PZ1	80 x PZ 1	49	**KL120PZ1IS**
VDE Pozidriv screwdriver, PZ2	100 x PZ 2	76	**KL120PZ2IS**
VDE Pozidriv screwdriver, PZ3	150 x PZ 3	140	**KL120PZ3IS**



VDE Plus/minus screwdrivers

Item	Dimension mm	Weight g	Part No.
VDE Plus/Minus screwdriver, Z1	80 x Z1	52	**KL130PM1IS**
VDE Plus/Minus screwdriver, Z2	100 x Z2	80	**KL130PM2IS**



VDE TORX® screwdriver

Item	Dimension mm	Weight g	Part No.
VDE TORX® screwdriver TX 10	100 x TX 10	45	**KL150TX10IS**
VDE TORX® screwdriver TX 15	100 x TX 15	45	**KL150TX15IS**
VDE TORX® screwdriver TX 20	100 x TX 20	69	**KL150TX20IS**
VDE TORX® screwdriver TX 25	100 x TX 25	69	**KL150TX25IS**
VDE TORX® screwdriver TX 30	100 x TX 30	96	**KL150TX30IS**



VDE-M-TEC Hexagon nut drivers



1000V IEC 60900

Characteristics

- With box spanner tube - immersion depth approx. 41 mm - ideal for deep-seated screws and nuts
- With spring-loaded magnetic body

Item	Dimension mm	Für Gewinde	Weight g	Part No.
VDE-M-TEC Hexagon nut driver size 5.5	110 x 5,5	M3	100	**KL14555IS**
VDE-M-TEC Hexagon nut driver size 6	110 x 6,0	M3,5	100	**KL14560IS**
VDE-M-TEC Hexagon nut driver size 7	110 x 7,0	M4	100	**KL14570IS**
VDE-M-TEC Hexagon nut driver size 8	110 x 8,0	M5	110	**KL14580IS**
VDE-M-TEC Hexagon nut driver size 10	125 x 10,0	M6	110	**KL145100IS**
VDE-M-TEC Hexagon nut driver size 13	110 x 13,0	M8	110	**KL145130IS**

Voltage tester with heavy duty handle, single-pole, VDE 0680 150V - 250V



Characteristics

- Single-pole
- With heavy duty handle
- For voltage detection

Item	Dimension mm	Weight g	Part No.
Voltage tester with heavy duty handle, single-pole, VDE 0680 150V - 250V	73 x 3,0 x 0,8	30	**KL19073IS**

VDE Pliers set, 3-pieces



1000V IEC 60900

Item	Part No.
VDE Plier set, 3-pieces	**KL303IS**

Scope of supply	Part No.	Page
VDE Heavy-duty combination plier, 180 mm	KL020180IS	460
VDE Side cutter, 160 mm	KL040160IS	461
VDE Telephone plier, straight, 205 mm	KL050205IS	462

VDE Plier set, 4-pieces

Item	Part No.
VDE Plier set, 4-pieces	**KL304IS**

Scope of supply	Part No.	Page
VDE Heavy-duty combination plier, 180 mm	KL020180IS	460
VDE Electrician Heavy-duty side cutter, 200 mm	KL044200IS	462
VDE Telephone plier, straight, 205 mm	KL050205IS	462
VDE Wire stripper, 160 mm	KL060160IS	463



VDE Plier/screwdriver set, 4-pieces

Item	Part No.
VDE Plier/screwdriver set, 4-pieces	**KL305IS**

Scope of supply	Part No.	Page
VDE Cable cutter, 160 mm	KL010160IS	460
VDE Wire stripper, 160 mm	KL060160IS	463
VDE Slotted screwdriver, 3.5 x 0.6 mm	KL10010035IS	464
VDE Plus/Minus screwdriver, Z1	KL130PM1IS	465



1000 V IEC 60900

VDE Plier/screwdriver set, 6-pieces

Item	Part No.
VDE Plier/screwdriver set, 6-pieces	**KL306IS**

Scope of supply	Part No.	Page
VDE Telephone plier, straight, 205 mm	KL050205IS	462
VDE Side cutter, 160 mm	KL040160IS	461
VDE Phillips screwdriver, PH1	KL110PH1IS	464
VDE Phillips screwdriver, PH2	KL110PH2IS	464
VDE Slotted screwdriver, 2.5 x 0.4 mm	KL1007525IS	464
VDE Slotted screwdriver, 4.0 x 0.8 mm	KL10010040IS	464



1000 V IEC 60900

VDE Screwdriver set, 3-pieces



1000 V IEC 60900

Item	Part No.
VDE Screwdriver set, 3-pieces	**KL391IS**

Scope of supply	Part No.	Page
VDE Phillips screwdriver, PH1	KL110PH1IS	464
VDE Phillips screwdriver, PH2	KL110PH2IS	464
VDE Slotted screwdriver, 3.5 x 0.6 mm	KL10010035IS	464

VDE Screwdriver set, 3-pieces



1000 V IEC 60900

Item	Part No.
VDE Screwdriver set, 3-pieces	**KL392IS**

Scope of supply	Part No.	Page
VDE Pozidriv screwdriver, PZ1	KL120PZ1IS	465
VDE Pozidriv screwdriver, PZ2	KL120PZ2IS	465
VDE Slotted screwdriver, 4.0 x 0.8 mm	KL10010040IS	464

VDE Screwdriver set, 3-pieces



1000 V IEC 60900

Item	Part No.
VDE Screwdriver set, 3-pieces	**KL393IS**

Scope of supply	Part No.	Page
VDE Plus/Minus screwdriver, Z1	KL130PM1IS	465
VDE Plus/Minus screwdriver, Z2	KL130PM2IS	465
Voltage tester with heavy duty handle, single-pole, VDE 0680 150V - 250V	KL19073IS	466

VDE Screwdriver set, 6-pieces

Item	Part No.
VDE Screwdriver set, 6-pieces	**KL390IS**

Scope of supply	Part No.	Page
VDE Phillips screwdriver, PH1	KL110PH1IS	464
VDE Phillips screwdriver, PH2	KL110PH2IS	464
VDE Slotted screwdriver, 2.5 x 0.4 mm	KL1007525IS	464
VDE Slotted screwdriver, 4.0 x 0.8 mm	KL10010040IS	464
VDE Slotted screwdriver, 5.5 x 1.0 mm	KL10012555IS	464
Voltage tester with heavy duty handle, single-pole, VDE 0680 150V - 250V	KL19073IS	466



1000 V IEC 60900

VDE Screwdriver set, 6-pieces

Item	Part No.
VDE Screwdriver set, 6-pieces	**KL399IS**

Scope of supply	Part No.	Page
VDE Slotted screwdriver, 8.0 x 1.2 mm		
VDE Slotted screwdriver, 8.0 x 1.2 mm		
VDE Slotted screwdriver, 8.0 x 1.2 mm		
VDE Slotted screwdriver, 8.0 x 1.2 mm		
VDE Slotted screwdriver, 8.0 x 1.2 mm		
VDE Slotted screwdriver, 8.0 x 1.2 mm		



1000 V IEC 60900

Klauke E-smart box, 13-pieces



1000 V IEC 60900

Characteristics

- 10 IEC Exchangeable blade set for all applications incl. contactless voltage tester
- Secure grip of blades in the handle by automatic locking
- Snap-on rotating cap and soft coating zone for use as a precision tool
- Safety tool acc. to EN/IEC 60900
- Blades can be re-ordered individually

Item	Part No.	
Klauke E-smart box, 13-pieces	**KL301IS**	
Scope of supply	**Part No.**	**Page**
Blade 2.5 x 0.4 mm	KLE300IS1	
Blade 3.5 x 0.6 mm	KLE300IS3	
Blade 4.0 x 0.8 mm	KLE300IS4	
Blade 5.5 x 1.0 mm	KLE300IS5	
Blade PH 1	KLE300IS6	
Blade PH 2	KLE300IS7	
Blade PZ 2	KLE300IS8	
Blade TX 20	KLE300IS11	
Blade Plus/Minus Z1	KLE300IS13	
Blade Plus/Minus Z 2	KLE300IS14	
Rotating cap	KLE300IS15	
E-smart handle 93 x 32 mm	KLE300IS12	
GT-12A Contactless voltage tester 50 - 1000 V	52063422	618

VDE Exchangeable blades

NEW



Characteristics

- Blades from special Chrome-molybdenum-vanadium alloy
- Shank 1/4" for high flexibilty
- 100% safe due to VDE single part testing

Item	Part No.
Tool bag, including 9 VDE exchangeable blades	**KL390TB9**
VDE slotted blade, 3.5 x 0.6 mm	**KL400S35170ISSB**
VDE slotted blade, 4.0 x 0.8 mm	**KL400S40170ISSB**
VDE slotted blade, 5.5 x 1.0 mm	**KL400S55170ISSB**
VDE Philips blade, PH1	**KL400PH1170ISSB**
VDE Philips blade, PH2	**KL400PH2170ISSB**
VDE Pozidriv blade, PZ1	**KL400PZ1170ISSB**
VDE Pozidriv blade, PZ2	**KL400PZ2170ISSB**
VDE Plus/Minus blade, PM1	**KL400PM1170ISSB**
VDE Plus/Minus blade, PM2	**KL400PM2170ISSB**

Accessories	Part No.	Page
Tool bag, empty	KL390TL	
Nm handle 0.6 - 1.5 Nm	KLE3871513	
Nm handle 1.5 - 3.0 Nm	KLE3883013	
Nm handle 3.0 - 5.4 Nm	KLE3895413	

NH-Safety handle with guard

Characteristics
- Designation 1,000 V
- Acc. to DIN VDE 0680/4
- Made from impregnated leather
- With non-slip and cuff protection
- For NH fuses sizes 00-3

Item	Weight g	Part No.
NH-Safety handle with guard	470	**KL600**



1000 V IEC 60900

Electrician‘s safety helmet

Characteristics
- Designation 1,000 V
- Acc. to DIN EN 397
- 440 V AC
- Sizes adjustable

Item	Weight g	Part No.
Electrician‘s safety helmet	370	**KL602GELB**



1000 V IEC 60900

Electrician‘s face protection shield

Characteristics
- Designation 1,000 V
- Acc. to VDE
- Suitable for helmet KL602GELB

Item	Weight g	Part No.
Electrician‘s face protection shield	195	**KL603**



1000 V IEC 60900

Insulating floor mat



1000 V IEC 60900

Characteristics

- Tested acc. to DIN 0303, part 21
- Safety mat for safe working with live parts in high voltage areas up to 1,000 Volt
- Penetration resistant up to 14.4 kV/mm (>50 kV/4mm)
- Sure-footed

Item	Dimension mm	Weight g	Part No.
Insulating floor mat	1000 x 1000 x 4	5300	**KL620S1000**

Rubber cover



1000 V IEC 60900

Characteristics

- Tested acc. to DIN VDE 0680, part 1
- Test voltage: 5 kV/1 min.
- Insulating cover
- Penetration resistant
- Upper and lower side flat

Item	Dimension mm	Weight g	Part No.
Rubber cover, small	500 x 500 x 1,6	440	**KL625A500**
Rubber cover, large	1000 x 1000 x 1,6	1900	**KL625A1000**

Plastic clamp



1000 V IEC 60900

Characteristics

- To fix rubber cover

Item	Dimension mm	Weight g	Part No.
Plastic clamp for rubber cover	150	70	**KL628**

Safety gloves

Characteristics

- Acc. to DIN EN 60903
- For working in voltage ranges up to 1000 Volt

Item	Dimension mm	Weight g	Part No.
Safety gloves, size 9	Size 09	250	**KL60509**
Safety gloves, size 10	Size 10	250	**KL60510**
Safety gloves, size 11	Size 11	250	**KL60511**



Cotton gloves

Characteristics

- Inner gloves from cotton
- For use with safety gloves, Part No. KL60509 / KL60510

Item	Weight g	Part No.
Cotton gloves	50	**KL605U**



Cable knife, straight



1000V IEC 60900

Characteristics
- With straight blade and safety cap
- Blade length: 50 mm

Item	Dimension mm	Weight g	Part No.
Cable knife, straight	200	105	**KL640GK**

Cable knife, hooked blade



1000V IEC 60900

Characteristics
- With hooked blade and safety cap
- Blade length: 40 mm
- Special blade tip to protect insulation of conductor

Item	Dimension mm	Weight g	Part No.
Cable knife, hooked blade	190	100	**KL642HK**

Tweezer



1000V IEC 60900

Characteristics
- Straight and pointed tips
- With 2-layer safety insulation
- Non-slip protection

Item	Dimension mm	Weight g	Part No.
Tweezer	130	30	**KL690130**

Cleaning brush



1000V IEC 60900

Characteristics
- Length 400 mm
- Brush width 45 mm
- All-plastic version

Item	Weight g	Part No.
Cleaning brush	75	**KL698**

VDE Guide wedge

Item	Part No.
Guide wedge	**K610**



Fully insulated tool set, 1/2", 20-pieces

Characteristics

- Fully insulated acc. to EN 60900
- 2-colour dipped insulation - outside orange / inside yellow
- Vanadium special steel acc. to DIN 7448

Suitable for

- General working on live conductors

Item	Part No.	
Fully insulated tool set, 1/2", 20-pieces	**KL1300IS12B20**	
Scope of supply	**Part No.**	**Page**
Case KL1300L	KL1300L	
Ratchet Klemmfix 1/2" drive	KL1000IS12	477
T-wrench 1/2" drive	KL1299IS12	477
Extension 1/2" drive, 250 mm	KL1290IS12250	477
Extension 1/2" drive, 125 mm	KL1290IS12125	477
Socket 1/2" drive, AF 10 mm	KL1240IS1210	478
Socket 1/2" drive, AF 11 mm	KL1240IS1211	478
Socket 1/2" drive, AF 12 mm	KL1240IS1212	478
Socket 1/2" drive, AF 13 mm	KL1240IS1213	478
Socket 1/2" drive, AF 14 mm	KL1240IS1214	478
Socket 1/2" drive, AF 17 mm	KL1240IS1217	478
Socket 1/2" drive, AF 19 mm	KL1240IS1219	478
Socket 1/2" drive, AF 22 mm	KL1240IS1222	478
Socket 1/2" drive, AF 24 mm	KL1240IS1224	478
Socket 1/2" drive for slotted screws, 5.5 mm	KL1200IS1255	479
Socket 1/2" drive for Phillips screws, PH2	KL1210IS12PH2	479
Insert 1/2" drive for Plus/Minus PM2	KL1230IS12PM2	479
Cable knife, straight	KL640GK	474
VDE Side cutter, 180 mm	KL040180IS	461
VDE Slotted screwdriver, 3.5 x 0.6 mm	KL10010035IS	464
VDE Slotted screwdriver, 5.5 x 1.0 mm	KL10012555IS	464



Fully insulated open-end spanner



Characteristics
- Fully insulated acc. to EN 60900
- 2-colour dipped insulation - outside orange / inside yellow
- DIN 7448 from vanadium special steel

Suitable for
- Hexagonal head screws

Item	Part No.
Fully insulated open-end spanner 6 AF	**KL1100IS6**
Fully insulated open-end spanner 7 AF	**KL1100IS7**
Fully insulated open-ended spanner 8 AF	**KL1100IS8**
Fully insulated open-end spanner 10 AF	**KL1100IS10**
Fully insulated open-end spanner 11 AF	**KL1100IS11**
Fully insulated open-end spanner 12 AF	**KL1100IS12**
Fully insulated open-end spanner 13 AF	**KL1100IS13**
Fully insulated open-end spanner 17 AF	**KL1100IS17**
Fully insulated open-end spanner 19 AF	**KL1100IS19**
Fully insulated open-end spanner 22 AF	**KL1100IS22**

Torque wrench compact 3/8" and 1/2" drive



1000V IEC 60900

Characteristics
- Fully insulated acc. to EN 60900
- 2-colour dipped insulation - outside orange / inside yellow
- With automatic release
- Ball locking device on the square, pull-off force up to 50 Nm
- Setting of response value using rotating grip
- Quickly read-off the values on the scale
- +/- 4% response accuracy
- Versatile use thanks to small dimensions

Item	Part No.
Torque wrench compact, 3/8", drive 5 - 25 Nm	**KL1000IS38NM25**
Torque wrench compact, 1/2", drive 5 - 25 Nm	**KL1000IS12NM25**

Torque wrench 3/8" and 1/2" drive



1000V IEC 60900

Characteristics
- Fully insulated acc. to EN 60900
- 2-colour dipped insulation - outside orange / inside yellow
- With automatic release
- Ball locking device on the square, pull-off force up to 50 Nm
- Setting of response value using rotating grip
- Clearly readable values on the scale
- +/- 4% response accuracy

Item	Part No.
Torque wrench, 3/8", 2-27 Nm	**KL1000IS38NM27**
Torque wrench, 3/8", 5-50 Nm	**KL1000IS38NM50**
Torque wrench, 1/2", 2-27 Nm	**KL1000IS12NM27**
Torque wrench, 1/2", 5-50 Nm	**KL1000IS12NM50**

Ratchet Klemmfix 3/8" and 1/2" drive

Characteristics
- Fully insulated acc. to EN 60900
- 2-colour dipped insulation - outside orange / inside yellow
- Chrome-vanadium steel
- One-hand operation



1000 V IEC 60900

Item	Part No.
Ratchet Klemmfix 3/8" drive	**KL1000IS38**
Ratchet Klemmfix 1/2" drive	**KL1000IS12**

T-wrench 3/8" and 1/2" drive

Characteristics
- Fully insulated acc. to EN 60900
- 2-colour dipped insulation - outside orange / inside yellow
- Chrome-vanadium steel



1000 V IEC 60900

Item	Part No.
T-wrench 3/8" drive	**KL1299IS38**
T-wrench 1/2" drive	**KL1299IS12**

Extension 3/8" and 1/2" drive

Characteristics
- Fully insulated acc. to EN 60900
- 2-colour dipped insulation - outside orange / inside yellow
- Chrome-vanadium steel



1000 V IEC 60900

Item	Dimension mm	Part No.
Extension 3/8" drive, 125 mm	125	**KL1290IS38125**
Extension 3/8" drive, 250 mm	250	**KL1290IS38250**
Extension 1/2" drive, 125 mm	125	**KL1290IS12125**
Extension 1/2" drive, 250 mm	250	**KL1290IS12250**

Hexagonal sockets 3/8" and 1/2" drive



1000V IEC 60900

Characteristics

- Fully insulated acc. to EN 60900
- 2-colour dipped insulation - outside orange / inside yellow
- DIN 7448 from vanadium special steel
- For hex. head screws

Item	Part No.
Socket 3/8" drive, AF 10 mm	**KL1240IS3810**
Socket 3/8" drive, AF 11 mm	**KL1240IS3811**
Socket 3/8" drive, AF 12 mm	**KL1240IS3812**
Socket 3/8" drive, AF 13 mm	**KL1240IS3813**
Socket 3/8" drive, AF 14 mm	**KL1240IS3814**
Socket 3/8" drive, AF 17 mm	**KL1240IS3817**
Socket 3/8" drive, AF 19 mm	**KL1240IS3819**
Socket 1/2" drive, AF 10 mm	**KL1240IS1210**
Socket 1/2" drive, AF 11 mm	**KL1240IS1211**
Socket 1/2" drive, AF 12 mm	**KL1240IS1212**
Socket 1/2" drive, AF 13 mm	**KL1240IS1213**
Socket 1/2" drive, AF 14 mm	**KL1240IS1214**
Socket 1/2" drive, AF 16 mm	**KL1240IS1216**
Socket 1/2" drive, AF 17 mm	**KL1240IS1217**
Socket 1/2" drive, AF 19 mm	**KL1240IS1219**
Socket 1/2" drive, AF 22 mm	**KL1240IS1222**
Socket 1/2" drive, AF 24 mm	**KL1240IS1224**
Socket 1/2" drive, AF 27 mm	**KL1240IS1227**

Allen key sockets 3/8" and 1/2" drive



1000V IEC 60900

Characteristics

- Fully insulated acc. to EN 60900
- 2-colour dipped insulation - outside orange / inside yellow
- DIN 7448 from vanadium special steel

Suitable for

- Allen key

Item	Part No.
Socket 3/8" drive for Allen key, AF 4 mm	**KL1260IS3814**
Socket 3/8" drive for Allen key, AF 5 mm	**KL1260IS3815**
Socket 3/8" drive for Allen key, AF 6 mm	**KL1260IS3816**
Socket 3/8" drive for Allen key, AF 8 mm	**KL1260IS3818**
Socket 1/2" drive for Allen key, AF 4 mm	**KL1260IS1214**
Socket 1/2" drive for Allen key, AF 5 mm	**KL1260IS1215**
Socket 1/2" drive for Allen key, AF 6 mm	**KL1260IS1216**
Socket 1/2" drive for Allen key, AF 8 mm	**KL1260IS1218**

Screwdriver sockets 3/8" and 1/2" drive

Characteristics
- Fully insulated acc. to EN 60900
- 2-colour dipped insulation - outside orange / inside yellow
- DIN 7448 from vanadium special steel

Suitable for
- Plus/Minus



1000 V IEC 60900

Item	Part No.
Socket 3/8" drive for Plus/Minus PM1	**KL1230IS38PM1**
Socket 3/8" drive for Plus/Minus PM2	**KL1230IS38PM2**
Socket 3/8" drive for Plus/Minus PM3	**KL1230IS38PM3**
Insert 1/2" drive for Plus/Minus PM1	**KL1230IS12PM1**
Insert 1/2" drive for Plus/Minus PM2	**KL1230IS12PM2**
Insert 1/2" drive for Plus/Minus PM3	**KL1230IS12PM3**

Screwdriver sockets 3/8" and 1/2" drive, for slotted screws

Characteristics
- Fully insulated acc. to EN 60900
- 2-colour dipped insulation - outside orange / inside yellow
- DIN 7448 from vanadium special steel

Suitable for
- Slotted screws 5.5



1000 V IEC 60900

Item	Part No.
Socket 3/8" drive for slotted screws, 5.5 mm	**KL1200IS3855**
Socket 1/2" drive for slotted screws, 5.5 mm	**KL1200IS1255**

Screwdriver sockets 3/8" and 1/2" drive for Philips screws

Characteristics
- Fully insulated to EN 60900
- 2-colour dipped insulation - outside orange / inside yellow
- DIN 7448 from vanadium special steel

Suitable for
- Philips PH 2 screws



1000 V IEC 60900

Item	Part No.
Socket 3/8" drive for Phillips screws, PH2	**KL1210IS38PH2**
Socket 1/2" drive for Phillips screws, PH2	**KL1210IS12PH2**

VDE Tool case, 27-pieces



Characteristics

- Hard-shell tool case, red
- Equipped with 27 mainly VDE-tested tools to DIN EN 60900

Item	Dimension mm	Weight g	Part No.
VDE Tool chest, 27-pieces	515x420x230	9800	**KL880B26IS**

Scope of supply	Part No.	Page
VDE Heavy-duty combination plier, 180 mm	KL020180IS	460
VDE Water pump plier, jaw width 50 mm	KL070250IS	463
VDE Side cutter, 160 mm	KL040160IS	461
VDE Telephone plier, straight, 205 mm	KL050205IS	462
VDE Wire stripper, 160 mm	KL060160IS	463
VDE Cable cutter, 160 mm	KL010160IS	460
VDE Slotted screwdriver, 2.5 x 0.4 mm	KL1007525IS	464
VDE Slotted screwdriver, 3.5 x 0.6 mm	KL10010035IS	464
VDE Slotted screwdriver, 4.0 x 0.8 mm	KL10010040IS	464
VDE Slotted screwdriver, 5.5 x 1.0 mm	KL10012555IS	464
VDE Phillips screwdriver, PH1	KL110PH1IS	464
VDE Phillips screwdriver, PH2	KL110PH2IS	464
VDE Pozidriv screwdriver, PZ1	KL120PZ1IS	465
VDE Pozidriv screwdriver, PZ2	KL120PZ2IS	465
VDE Plus/Minus screwdriver, Z1	KL130PM1IS	465
VDE Plus/Minus screwdriver, Z2	KL130PM2IS	465
Voltage tester with heavy duty handle, single-pole, VDE 0680 150V - 250V	KL19073IS	466
Cable knife, straight	KL640GK	474
Rubber cover, large	KL625A1000	472
Plastic clamp for rubber cover	KL628	472
Safety gloves, size 10	KL60510	473
Cotton gloves	KL605U	473
Tweezer	KL690130	474
Cleaning brush	KL698	474
Control cabinet spirit level, 200 mm	KL420200	501
Automatic VDE wire stripper 0.2 - 6 mm²	KL760180IS	464
Tool chest red, empty	KL880L	480
VDE Electrician Heavy-duty side cutter, 200 mm	KL044200IS	462

Tool chest red, empty



Characteristics

- Hard shell, red

Item	Dimension mm	Weight g	Part No.
Tool chest red, empty	515 x 420 x 230	4400	**KL880L**



Innovative. Functional. *And ergonomic.*

Top quality tools made in Germany.

The Klauke tool range spans standard tools, safety tools, measuring and marking tools.

Pliers and VDE pliers have been granted with the IF Product Design Award.

Multi-function tool:
Holding, cutting and tightening.



- Holds flat and round materials.
- Cuts hard and soft wires.
- Combi-ring key function 11-17 mm (M8-10).

Benefits:

- You need only one tool for various applications.
- Versatile applications.
- *More on Page 484.*

- **Pliers, screwdrivers.**
- **Bits, holders and adapters.**
- **Basic tools, safety tools.**
- **Measuring and marking tools.**

Special handle *for grip and cushion.*

- Protection by safety cushion at the end of handle.
- Secure positioning thanks to **non-slip handle material.**
- Ergonomically-designed handles.

Benefits:
- The safety cushion protects the pliers from damage even when dropped.
- Pliers won't slip even when placed on inclines.
- Specially-designed handles for increased force. Efficiency is also improved.



The correct blade *for every screw.*



- *More from Page 490.*

- Available in 8 different shapes.
- Ergonomically designed two-component handles.
- All screwdrivers are also available VDE approved.

Benefits:
- The Klauke range offers **a suitable screwdriver for every screw type.**
- The two-component handles developed specifically for Klauke tools have a pleasant feel and offer outstanding torque transfer.

Ideally integrated into the handle. Ergonomic design, impact protection and inscription space.

- Protection by safety cushion at the end of handle.
- Inscription space or signature panel on the inside of the handle.
- Ergonomically-designed handle sleeves.

Benefits:
- The safety cushion protects the pliers from damage even when dropped.
- You will find a suitable tool every time.
- Two component handles have a pleasant feel and offer outstanding torque transfer.



Cable cutter



Characteristics

- Adjustable joint
- Cuts fine and superfine stranded copper and alu cable

Part No.	KL010160	KL010210
Item	Cable cutter 160 mm	Cable cutter 210 mm
Dimension mm	160	210
Weight g	250	335
Cutting power single and multistranded cable	16	25

Heavy duty combination plier



Characteristics

- With combination spanner from 11 - 17 mm (M8 - M10)
- Holds flat and round material
- Cuts soft wires, e.g. copper, alu, medium-hard wires e.g. nails, wire nails and hard wires, e.g. wire cable, steel wire

Part No.	KL020165	KL020180	KL020205
Item	Heavy-duty combination plier, 165 mm	Heavy-duty combination plier, 180 mm	Heavy-duty combination plier, 205 mm
Dimension mm	165	180	205
Weight g	200	255	285
Cutting power soft wire dia. mm	4,0	5,2	5,9
Cutting power medium wire dia. mm	3,1	3,4	3,8
Cutting power hard wire dia. mm	2,0	2,2	2,5

Heavy-duty combination plier, angled



Characteristics

- 45° angled head
- With combination spanner from 11 - 17 mm (M8 - M10)
- Holds flat and round material
- Cuts soft wires, e.g. copper, alu, medium-hard wires e.g. nails, wire nails and hard wires, e.g. wire cable, steel wire

Part No.	KL026205
Item	Heavy-duty combination plier, angled 205 mm
Dimension mm	205
Weight g	285
Cutting power soft wire dia. mm	5,9
Cutting power medium wire dia. mm	3,8
Cutting power hard wire dia. mm	2,5

Long flat nose plier

Characteristics
- With long, flat jaws
- Serrated jaws
- Tool steel drop-forged, oil-hardened



Part No.	KL030160
Item	Long flat nose plier, 160 mm
Dimension mm	160
Weight g	155

Long round nose plier

Characteristics
- With long, round jaws
- Anti-slip, rounded precision tips
- Tool steel drop-forged, oil-hardened



Part No.	KL035160
Item	Long round nose plier, 160 mm
Dimension mm	160
Weight g	165

Side cutters

Characteristics
- Wave profile for optimized cutting of insulated cables
- Cuts soft wires, e.g. copper, alu, medium-hard wires e.g. nails, wire nails and hard wires, e.g. wire cable, steel wire



Part No.	KL040145	KL040160	KL040180
Item	Side cutter, 145 mm	Side cutter, 160 mm	Side cutter, 180 mm
Dimension mm	145	160	180
Weight g	180	210	265
Cutting power soft wire dia. mm	5,0	6,0	7,0
Cutting power medium wire dia. mm	2,5	3,5	4,0
Cutting power hard wire dia. mm	1,7	2,0	2,5
Cutting power single and multistranded cable	8,0	11,0	13,0

Heavy duty side cutters



Characteristics

- Wave profile for optimized cutting of insulated cables
- Cuts soft wires, e.g. copper, alu, medium-hard wires e.g. nails, wire nails and hard wires, e.g. wire cable, steel wire

Part No.	KL045180	KL045200
Item	Heavy-duty side cutter, 180 mm	Heavy-duty side cutter, 200 mm
Dimension mm	180	200
Weight g	285	310
Cutting power medium wire dia. mm	3,7	4,0
Cutting power hard wire dia. mm	2,6	2,8
Cutting power piano wire dia. mm	2,2	2,5

Telephone pliers, straight



Characteristics

- Long, straight flat/round jaws
- Serrated jaws (KL050205 only)
- Cutting edge inductive hardened
- With combination spanner from 11 - 17 mm (M8 - M10)
- Cuts soft wires, e.g. copper, alu, medium-hard wires e.g. nails, wire nails and hard wires, e.g. wire cable, steel wire

Part No.	KL050170	KL050205
Item	Telephone plier, straight 170 mm	Telephone plier, straight 205 mm
Dimension mm	170	205
Weight g	165	215
Cutting power soft wire dia. mm	2,5	3,9
Cutting power medium wire dia. mm	1,6	3,2
Cutting power hard wire dia. mm		2,2

Telephone pliers, bent

Characteristics

- Long, 45° angled, flat/round jaws
- Serrated jaws (KL055205 only)
- Cutting edge inductive hardened
- With combination spanner from 11 - 17 mm (M8 - M10)
- Cuts soft wires, e.g. copper, alu, medium-hard wires e.g. nails, wire nails and hard wires, e.g. wire cable, steel wire



Part No.	KL055170	KL055205
Item	Telephone plier, bent 170 mm	Telephone plier, bent 205 mm
Dimension mm	170	205
Weight g	165	215
Cutting power soft wire dia. mm	2,5	3,9
Cutting power medium wire dia. mm	1,6	3,2
Cutting power hard wire dia. mm		2,2

Wire stripper

Characteristics

- With opening spring and V-shaped cutting edges
- With adjustment screw for setting the cable diameter
- Stripping range for single and multi-stranded cables 0 to 5.0 mm dia. and 10.0 mm² conductor cross-section



Part No.	KL060160
Item	Wire stripper, 160 mm
Dimension mm	160
Weight g	185

Water pump plier, jaw width 50 mm (40% above DIN ISO)

Characteristics

- Jaw width 50 mm (40% above DIN ISO)
- Integrated hand protection
- Ratchet adjustment
- Box joint design
- Double serrated jaws
- Plastic coated handles (KL070250G)
- 2-component handle (KL070250)



Part No.	KL070250G	KL070250
Item	Water pump plier, jaw width 50 mm	Water pump plier, jaw width 50 mm
Dimension mm	250	250
Weight g	355	395

Water pump plier



Characteristics

- Jaw width up to 65 mm (40% above DIN ISO)
- Integrated hand protection
- Push button adjustment for setting quickly and accurately
- Box joint design with wide guide surfaces
- Double serrated jaws
- Teeth additionally inductive hardened
- Plastic coated handles (KL072180G / KL072250G / KL072300G)
- 2-component handle (KL072250)

Part No.	KL072180G	KL072250G	KL072250	KL072300G
Item	Water pump plier, jaw width 35 mm	Water pump plier, jaw width 50 mm	Water pump plier, jaw width 50 mm	Water pump plier, jaw width 65 mm
Dimension mm	180	250	250	300
Weight g	190	300	350	530

Waterpump pliers, grooved, jaw width 50 mm



Characteristics

- Jaw width 50 mm
- Double grooved joint and safety stop
- Optimum pivot point - lower effort
- Non-slip overlay due to matched elastomers
- Plastic coated handles (KL075250G)
- 2-component handle (KL075250)

Part No.	KL075250G	KL075250
Item	Waterpump pliers, grooved, jaw width 50 mm	Waterpump pliers, grooved, jaw width 50 mm
Dimension mm	250	250
Weight g	390	433

Fitting plier, jaw width 53 mm



Characteristics

- Parallel and moveable jaws for maximum force
- Large jaw opening adjustable from 0 - 53 mm
- Integrated hand protection
- Push-button adjustment
- Box joint design
- Plastic coated handles

Part No.	KL078250G
Item	Fitting plier
Dimension mm	250
Weight g	375

ESD Electronic side cutters

Characteristics

- For soft wires to 1.2 mm
- Precision pliers for high precision work
- Double leaf spring with low friction
- Cutting edges additionally induction hardened
- With electrical discharging grips
- Surface resistance amounts 1 to 100 MOhm



Item	Dimension mm	Weight g	Part No.
Electronic side cutter, with facet	115	62	**KL040115EL**
Electronic side cutter, without facet	115	60	**KL040115ELW**

ESD Electronic chain nose plier

Characteristics

- Smooth inside jaws, edges rounded
- With electrical discharging grips
- Surface resistance amounts 1 to 100 MOhm
- Optimised for gripping fine edges or forms of wires



Item	Dimension mm	Weight g	Part No.
Electronic chain nose plier	115	64	**KL050115EL**

Electronic side cutter

Characteristics

- Clearance angle 21°
- For soft wires to 1.3 mm dia.
- Free from backlash
- With opening spring
- 2-component handle



Item	Dimension mm	Weight g	Part No.
Electronic side cutter, without wire trapping spring	128	64	**KL040128EL**
Electronic side cutter, with wire trapping spring	128	66	**KL040128ELH**

Electronic assortment, 7-pieces



Characteristics

- 2-component handle
- Cross-slotted PH-screws PH000 to PH1
- Cross-slotted PZ-screws PZ0 to PZ1
- Holder with replaceable blades
- Slotted screws 1.5 to 4.0 mm

Item	Weight g	Part No.
Electronic assortment, 7-pieces	161	**KL350**

Scope of supply	Part No.	Page
Blade 1.5 x 0.25 - 3.0 x 0.5 mm	KLE3501	
Blade 2.0 x 0.4 - 3.5 x 0.6 mm	KLE3502	
Blade 2.5 x 0.4 - 4.0 x 0.8 mm	KLE3503	
Blade PH 000 - PH 00	KLE3504	
Blade PH 0 - PH 1	KLE3505	
Blade PH 0 - PZ 1	KLE3506	
Tool holder 95 x 14 mm	KLE3507	

Slotted screwdrivers



Item	Dimension mm	Weight g	Part No.
Slotted screwdriver 2.5 mm	75 x 2,5 x 0,4	26	**KL1007525**
Slotted screwdriver 3 mm	80 x 3,0 x 0,5	28	**KL1008030**
Slotted screwdriver 3.5 mm	100 x 3,5 x 0,6	32	**KL10010035**
Slotted screwdriver 4 mm	100 x 4,0 x 0,8	45	**KL10010040**
Slotted screwdriver 5.5 mm	125 x 5,5 x 1,0	71	**KL10012555**
Slotted screwdriver 6.5 mm	150 x 6,5 x 1,2	89	**KL10015065**
Slotted screwdriver 8 mm	175 x 8,0 x 1,2	129	**KL10017580**

Slotted screwdriver



Item	Dimension mm	Weight g	Part No.
Slotted screwdriver, 5.5 x 1.0 mm	100 x 5,5 x 1,0	74	**KL10510055**
Slotted screwdriver, 6.5 x 1.2 mm	125 x 6,5 x 1,2	100	**KL10512565**
Slotted screwdriver, 8.0 x 1.2 mm	150 x 8,0 x 1,2	162	**KL10515080**

Phillips screwdrivers

Item	Dimension mm	Weight g	Part No.
Phillips screwdriver PH1	80 x PH 1	51	**KL110PH1**
Phillips screwdriver PH2	100 x PH 2	79	**KL110PH2**
Phillips screwdriver PH3	150 x PH 3	138	**KL110PH3**



Pozidriv screwdrivers

Item	Dimension mm	Weight g	Part No.
Pozidrive screwdriver PZ1	80 x PZ 1	51	**KL120PZ1**
Pozidrive screwdriver PZ2	100 x PZ 2	79	**KL120PZ2**
Pozidrive screwdriver PZ3	150 x PZ 3	138	**KL120PZ3**



TORX® TR screwdrivers

Item	Dimension mm	Weight g	Part No.
TORX® Screwdriver Tamper Resistant TR10	100 x TX TR 10	46	**KL150TR10**
TORX® Screwdriver Tamper Resistant TR15	100 x TX TR 15	48	**KL150TR15**
TORX® Screwdriver Tamper Resistant TR20	100 x TX TR 20	69	**KL150TR20**
TORX® Screwdriver Tamper Resistant TR25	100 x TX TR 25	69	**KL150TR25**
TORX® Screwdriver Tamper Resistant TR30	115 x TX TR 30	97	**KL150TR30**
TORX® Screwdriver Tamper Resistant TR40	125 x TX TR 40	129	**KL150TR40**



Ball-point head screwdrivers



Item	Dimension mm	Weight g	Part No.
Ball-point head screwdriver 3 mm	100 x 3,0	29	**KL160KI3**
Ball-point head screwdriver 4 mm	100 x 4,0	49	**KL160KI4**
Ball-point head screwdriver 5 mm	100 x 5,0	76	**KL160KI5**
Ball-point head screwdriver 6 mm	125 x 6,0	91	**KL160KI6**
Ball-point head screwdriver 8 mm	150 x 8,0	152	**KL160KI8**

Slotted carburettor screwdriver



Item	Dimension mm	Weight g	Part No.
Slotted carburettor screwdriver, 5.5 mm	25 x 5,5 x 1,0	35	**KL1002555**

Phillips carburettor screwdriver



Item	Dimension mm	Weight g	Part No.
Phillips carburettor screwdriver, PH1	25 x PH 1	35	**KL11025PH1**

Slotted screwdriver bit 1/4", 73 mm

Characteristics
- Shank 1/4" (6.3) DIN3126

Item	Dimension mm	Weight g	Number parts	Part No.
Slotted screwdriver bit 1/4", 73 mm	73 x 0,6 x 3,5	16	2	**KL2007335**
Slotted screwdriver bit 1/4", 73 mm	73 x 0,8 x 4,0	18	2	**KL2007340**
Slotted screwdriver bit 1/4", 73 mm	73 x 1,0 x 5,5	26	2	**KL2007355**
Slotted screwdriver bit 1/4", 73 mm	73 x 1,2 x 6,5	34	2	**KL2007365**



Phillips screwdriver bits 1/4", 73 mm

Characteristics
- Shank 1/4" (6.3) DIN3126

Item	Dimension mm	Weight g	Number parts	Part No.
Phillips screwdriver bit 1/4", 73 mm PH1	73 x PH 1	22	2	**KL21073PH1**
Phillips screwdriver bit 1/4", 73 mm PH2	73 x PH 2	30	2	**KL21073PH2**



Pozidriv screwdriver bit 1/4", 73 mm

Characteristics
- Shank 1/4" (6.3) DIN3126

Item	Dimension mm	Weight g	Number parts	Part No.
Pozidriv screwdriver bit 1/4", 73 mm PZ1	73 x PZ 1	22	2	**KL22073PZ1**
Pozidriv screwdriver bit 1/4", 73 mm PZ2	73 x PZ 2	30	2	**KL22073PZ2**



Plus/Minus screwdriver bit, 1/4", 73 mm



Characteristics
- Shank 1/4" (6.3) DIN3126

Item	Dimension mm	Weight g	Number parts	Part No.
Plus/Minus screwdriver bit, 1/4", 73 mm	73 x Z 1	20	2	**KL23073PM1**
Plus/Minus screwdriver bit, 1/4", 73 mm	73 x Z 2	30	2	**KL23073PM2**

TORX® screwdriver bit, 1/4", 73 mm



Characteristics
- Shank 1/4" (6.3) DIN3126

Item	Dimension mm	Weight g	Number parts	Part No.
TORX® screwdriver bit, 1/4", 73 mm TX10	73 x TX 10	22	2	**KL25073TX10**
TORX® screwdriver bit, 1/4", 73 mm TX15	73 x TX 15	22	2	**KL25073TX15**
TORX® screwdriver bit, 1/4", 73 mm TX20	73 x TX 20	25	2	**KL25073TX20**
TORX® screwdriver bit, 1/4", 73 mm TX25	73 x TX 25	25	2	**KL25073TX25**
TORX® screwdriver bit, 1/4", 73 mm TX27	73 x TX 27	25	2	**KL25073TX27**
TORX® Screwdriver bit, 1/4", 73 mm TX30	73 x TX 30	30	2	**KL25073TX30**
TORX® Screwdriver bit, 1/4", 73 mm TX40	73 x TX 40	40	2	**KL25073TX40**

Magnetic bit holder, 1/4", 58 mm



Characteristics
- Shank 1/4" (6.3) DIN3126
- Strong magnet

Item	Dimension mm	Weight g	Part No.
Magnetic bit holder, 1/4", 58 mm	58	32	**KL290**

Mechanical bit holder, 1/4", 52 mm



Characteristics
- Shank 1/4" (6.3) DIN3126
- With quick-change chuck

Item	Dimension mm	Weight g	Part No.
Mechanical bit holder, 1/4", 52 mm	52	30	**KL291**

Adapter, 1/4", 50 mm



Shank E 6.3 and 1/4" drive

Characteristics
- Shank 1/4" (6.3)

Suitable for
- Drive for 1/4" socket wrenches

Item	Dimension mm	Weight g	Part No.
Adapter, 1/4", 50 mm	50	15	**KL295**

Adapter, 3/8", 50 mm



Characteristics
- Shank 3/8" (10)

Item	Dimension mm	Weight g	Part No.
Adapter, 3/8", 50 mm	50	22	**KL296**

Plier set, 3-pieces



Item	Weight g	Part No.
Plier set, 3-pieces	790	**KL303**

Scope of supply	Part No.	Page
Heavy-duty combination plier, 180 mm	KL020180	484
Side cutter, 160 mm	KL040160	485
Telephone plier, straight 205 mm	KL050205	486

Plier set, 4-pieces



Item	Weight g	Part No.
Plier set, 4-pieces	1050	**KL304**

Scope of supply	Part No.	Page
Heavy-duty combination plier, 180 mm	KL020180	484
Heavy-duty side cutter, 200 mm	KL045200	486
Telephone plier, straight 205 mm	KL050205	486
Wire stripper, 160 mm	KL060160	487

Plier set, 3-pieces



Item	Weight g	Part No.
Plier set, 3-pieces	1100	**KL310**

Scope of supply	Part No.	Page
Heavy-duty combination plier, 180 mm	KL020180	484
Heavy-duty side cutter, 200 mm	KL045200	486
Water pump plier, jaw width 50 mm	KL072250	488

Plier set, 3-pieces



Item	Weight g	Part No.
Plier set, 3-pieces	1000	**KL315**

Scope of supply	Part No.	Page
Fitting plier	KL078250G	488
Water pump plier, jaw width 35 mm	KL072180G	488
Water pump plier, jaw width 50 mm	KL072250G	488

Slotted workshop screwdriver set, 3-pieces



Item	Weight g	Part No.
Slotted workshop screwdriver set, 3-pieces	425	**KL380**

Scope of supply	Part No.	Page
Slotted screwdriver, 5.5 x 1.0 mm	KL10510055	490
Slotted screwdriver, 6.5 x 1.2 mm	KL10512565	490
Slotted screwdriver, 8.0 x 1.2 mm	KL10515080	490

TORX® Screwdriver set, 3-pieces



Item	Weight g	Part No.
TORX® Screwdriver set, 3-pieces	385	**KL385**

Scope of supply	Part No.	Page
TORX® Screwdriver Tamper Resistant TR15	KL150TR15	491
TORX® Screwdriver Tamper Resistant TR20	KL150TR20	491
TORX® Screwdriver Tamper Resistant TR25	KL150TR25	491

Socket bit set 1/4", 28 pieces

NEW



Characteristics

- 16 bits: C6.3 x 25m PH1 / PH2 / PZ1 / PZ2 / PZ3 / SW3 / SW4 / SW5 / SW6 / 3.5 x 0.6 / 5.5 x 0.8 / 6.5 x 1.2 / T15 / T20 / T25 / T30
- 1 Quick-change adapter
- 7 sockets: 5 mm / 5.5 mm/ 6 mm / 7 mm / 8 mm / 10 mm / 13 mm
- 1 Adapter 1/4"
- 1 Extension 1/4“
- 1 Extension for sockets
- 1 Fine-toothed professional ratchet
- 1 Screwdriver with innovative T-Smart handle

Item	Weight g	Number parts	Part No.
Socket bit set 1/4", 28 pieces	1130	28	**KL361**

Scope of supply	Part No.	Page
16-pce. Bit set C 6.3 1/4"	KLE3601	
7-pce. Socket set 1/4"	KLE3602	
Adapter 1/4" x 25 mm	KLE3603	
Adapter 1/4" x 150 mm	KLE3604	
Extension 75 mm	KLE3605	
Professional ratchet 1/4"	KLE3606	
T-Smart handle 105 x 39 mm	KLE3607	

Allen key set, 7 pieces



Characteristics

- SW 2 / SW 2.5 / SW 3 / SW 4 / SW 5 / SW 6 / SW 8
- In practical plastic holder

Item	Dimension mm	Weight g	Number parts	Part No.
Allen key set, 7 pieces	SW 2 - 8	171	7	**KL370**

Ball point allen key set, 9 pieces



Characteristics

- SW 1.5 / SW 2 / SW2.5 / SW 3 / SW 4 / / SW 5 / SW 6 / SW 8 / SW 10
- In plastic holder

Item	Dimension mm	Weight g	Number parts	Part No.
Ball point allen key set, 9 pieces	SW 1.5 - 10	273	9	**KL375**

Torque-wrench set, 0.6 - 1.5 Nm



Characteristics

- Torque range from 0.6 - 1.5 Nm
- Easy torque adjustment using an Allen key
- Precise release when reaching the set torque

Item	Weight g	Number parts	Part No.
Torque-wrench set, 0.6 - 1.5 Nm	1048	14	**KL38715**

Scope of supply	Part No.	Page
Nm-slotted blade 3.0 x 0.5 x 170 mm	KLE387158	
Nm-slotted blade 3.5 x 0.6 x 170 mm	KLE387159	
Nm-Phillips blade PH 0 x 170 mm	KLE3871510	
Nm blade PZ 0 x 170 mm	KLE3871511	
Nm-TORX® blade TX 6 x 170 mm	KLE387151	
Nm-TORX® blade TX 7 x 170 mm	KLE387152	
Nm-TORX® blade TX 8 x 170 mm	KLE387153	
Nm-TORX® blade TX IP 7 x 170 mm	KLE387155	
Nm-TORX® blade TX IP 8 x 170 mm	KLE387156	
Nm-TORX® blade TX IP 9 x 170 mm	KLE387157	
Nm blade Z1 x 170 mm	KLE3883014	
Nm blade magnetic 170 mm	KLE3871512	
Nm handle 0.6 - 1.5 Nm	KLE3871513	
Adjusting spanner	KLE3871514	

Torque-wrench set, 1.5 - 3.0 Nm

Characteristics

- Torque range from 1.5 - 3.0 Nm
- Easy torque adjustment using an Allen key
- Precise release when reaching the set torque



Item	Weight g	Number parts	Part No.
Torque-wrench set, 1.5 - 3.0 Nm, 14 pieces	1066	14	**KL38830**

Scope of supply	Part No.	Page
Nm-slotted blade 4.0 x 0.8 x 170 mm	KLE388301	
Nm-Phillips blade PH 1 x 170 mm	KLE388302	
Nm-Phillips blade PH 2 x 170 mm	KLE388303	
Nm blade PZ 1 x 170 mm	KLE388304	
Nm blade PZ 2 x 170 mm	KLE388305	
Nm-TORX® blade TX 10 x 170 mm	KLE388307	
Nm-TORX® blade TX 15 x 170 mm	KLE388308	
Nm-TORX® blade TX IP 10 x 170 mm	KLE3883010	
Nm-TORX® blade TX IP 15 x 170 mm	KLE3883011	
Nm blade Z1 x 170 mm	KLE3883014	
Nm blade Z2 x 170 mm	KLE3883015	
Nm blade magnetic 170 mm	KLE3883012	
Nm handle 1.5 - 3.0 Nm	KLE3883013	
Adjusting spanner	KLE3871514	

Torque-wrench set, 3.0 - 5.4 Nm

Characteristics

- Torque range from 3.0 - 5.4 Nm
- Easy torque adjustment using an Allen key
- Precise release when reaching the set torque



Item	Weight g	Number parts	Part No.
Torque-wrench set, 3.0 - 5.4 Nm	1066	14	**KL38954**

Scope of supply	Part No.	Page
Nm-slotted blade 4.0 x 0.8 x 170 mm	KLE388301	
Nm-Phillips blade PH 2 x 170 mm	KLE388303	
Nm-Phillips blade PH 1 x 170 mm	KLE388302	
Nm blade PZ 1 x 170 mm	KLE388304	
Nm blade PZ 2 x 170 mm	KLE388305	
Nm-TORX® blade TX 15 x 170 mm	KLE388308	
Nm-TORX® blade TX 20 x 170 mm	KLE389541	
Nm-TORX® blade TX 25 x 170 mm	KLE389542	
Nm-TORX® blade TX IP 10 x 170 mm	KLE3883010	
Nm-TORX® blade TX IP 15 x 170 mm	KLE3883011	
Nm blade Z2 x 170 mm	KLE3883015	
Nm blade magnetic 170 mm	KLE3883012	
Nm handle 3.0 - 5.4 Nm	KLE3895413	
Adjusting spanner	KLE3871514	

Bit set, 6 pieces, 1/4", 73 mm



Characteristics

- Shank 1/4" (6.3) DIN3126
- KL330: 3.0 x 0.5 mm / 3.5 x 0.6 mm / 4.0 x 0.8 mm / 5.5 x 1.0 mm / PH 1 / PH 2
- KL331: PH 1 / PH 2 / PH 3 / PZ1 / PZ2 / PZ3
- KL335: TX10 / TX15 / TX20 / TX25 / TX30 / TX40

Item	Blade length mm	Weight g	Number parts	Part No.
Bit set, 1/4", 73 mm	73	120	6	**KL330**
Bit set, 1/4", 73 mm	73	120	6	**KL331**
TORX® bit set, 1/4", 73 mm	73	120	6	**KL335**

Bit box Swift, 7 pieces, 1/4", 25 mm



Characteristics

- Shank 1/4" (6.3) DIN3126
- In practical holder
- Incl. magnetic holder
- KL340: 1.0 x 5.5 mm / 1.2 x 6.5 mm / PZ 1 / PZ 2 / PH 1 / PH 2
- KL345: TX10 / TX15 / TX20 / TX25 / TX30 / TX40

Item	Blade length mm	Weight g	Number parts	Part No.
Bit box Swift, 1/4", 25 mm	25	75	7	**KL340**
TORX® bit box Swift, 1/4", 25 mm	25	75	7	**KL345**

Combination spanner set, 12 pieces



Characteristics

- Width across flats SW 8/9/10/11/12/13/14/15/16/17/19/22 mm
- Material: Chromium-Vanadium
- Surface: chromed

Item	Dimension mm	Weight g	Part No.
Combination spanner set, 12 pieces	SW 8 - 22	1055	**KL365**

Control cabinet spirit level, 200 mm

Characteristics
- With horizontal, vertical and 45° level



Item	Dimension mm	Weight g	Part No.
Control cabinet spirit level, 200 mm	200x42x17	65	**KL420200**

Aluminum spirit levels

Characteristics
- With vertical and horizontal level



Item	Dimension mm	Weight g	Part No.
Aluminum spirit level, 400 mm	400 x 40 x 15	210	**KL425400**
Aluminum spirit level, 600 mm	600 x 40 x 15	305	**KL425600**

Folding rule, 2 m

Characteristics
- White/yellow
- No. of links 10



Item	Weight g	Part No.
Folding rule, 2 m	126	**KL402**

Measuring tape, 3 m

Characteristics
- With 3 functions: Length, inside dimension and circles



Item	Weight g	Part No.
Measuring tape, 3 m	124	**KL403**

Carpenter‘s pencil



Characteristics
- Oval shape
- Pointed

Item	Weight g	Part No.
Carpenter‘s pencil	10	**KL449**

Marking pen



Characteristics
- Multimark permanent marker, black
- Fine tip 0.6 mm

Item	Weight g	Part No.
Marking pen	10	**KL440F**

Chalk for chalk lines



Characteristics
- 100 g bottle

Item	Weight g	Part No.
Chalk for chalk lines, red	100	**KL451ROT**
Chalk for chalk lines, blue	100	**KL451BLAU**

Chalk line



Characteristics
- Cord length: 15 m
- Allows simple marking of lines when laying conductors

Item	Weight g	Part No.
Chalk line	380	**KL450**

Control cabinet key

Characteristics

- With chain and adapter and reversible bit ¼"
- Square socket 5, 6 and 7 - 8 mm
- Triangular 9 mm
- Double pin keys 3 - 5 mm
- Bit PH2 and slotted 1.0 - 7 mm
- Radiator air venting (5 mm square drive) in centre

Item	Weight g	Part No.
Control cabinet key	75	**KL500**

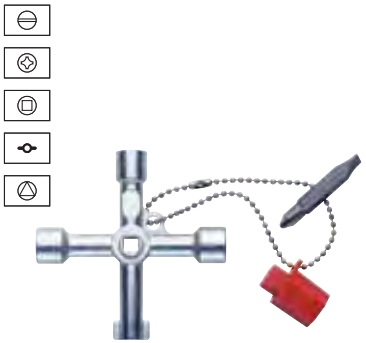

Universal cabinet key, Subkey Electro

Characteristics

- 30% lower in weight and simplified opening mechanism
- Square socket 5, 6 and 7 - 8 mm
- Triangular 9 mm
- Double pin keys 3 - 5 mm
- Including 1/4" drive and 2 double bits
- Radiator air venting (5 mm square drive) at pin head
- Bit slotted 1, 2 x 7 mm, PH2

Item	Dimension mm	Weight g	Part No.
Universal cabinet key, subkey Electro	145	120	**KL510**



Universal cabinet key - SuBMaVo

Characteristics

- Incl. contact free voltage finder for secure detection of voltages from 50-600V on cables, sockets, lamps, etc.
- Integrated magnet field tester for contact free detection of permanent magnets and magnetic fields
- Double swivel lock with 4 different cabinet key options
- Square socket 6, 7 - 8 mm
- Triangular 9 mm
- Double pin keys 3 - 5 mm
- Bit slotted 1.2 - 7 mm, PH2

Item	Weight g	Part No.
Universal cabinet key - SuBMaVo	105	**KL520**



Engineer‘s hammer



Characteristics
- Steel-forged head
- Ground finish
- With protective nylon shroud

Item	Dimension mm	Weight g	Part No.
Engineer‘s hammer, 300 g	370	300	**KL580300**
Engineer‘s hammer, 500 g	610	500	**KL580500**

Sledge hammer



Characteristics
- Steel-forged head
- Ground finish
- With protective nylon shroud

Item	Dimension mm	Weight g	Part No.
Sledge hammer, 1000 g	1150	1000	**KL5821000**
Sledge hammer, 1250 g	1400	1250	**KL5821250**

Jointing chisel



Characteristics
- Chrome-vanadium steel, air-hardened
- Safety head, annealed

Item	Dimension mm	Weight g	Part No.
Jointing chisel	230 x 26 x 7	250	**KL584230**

Electrician‘s chisel



Characteristics
- Chrome-vanadium steel, air-hardened
- Safety head, annealed

Item	Dimension mm	Weight g	Part No.
Electrician‘s chisel, 200 mm	200	90	**KL585200**
Electrician‘s chisel, 250 mm	250	120	**KL585250**

Safety handle for jointing chisel

Suitable for
- Jointing chisel, part no. KL584230

Item	Weight g	Part No.
Safety handle for jointing chisel	110	**KL586**



Electrician‘s knife

Characteristics
- Hinged, with plastic handle

Item	Dimension mm	Weight g	Part No.
Electrician‘s knife	80	115	**KL540**



Hand saw

Characteristics
- With fixed wooden handle

Item	Dimension mm	Weight g	Part No.
Hand saw	290	95	**KL559**
Metal saw blades, 12 pieces	150	2	**KL550ES**



Universal saw

Characteristics
- With fibreglass reinforced plastic handle

Item	Dimension mm	Weight g	Part No.
Universal saw	250	170	**KL550**
Metal saw blades, 12 pieces	150	2	**KL550ES**



Combination scissors



Characteristics

- Serrated cutting edges
- With safety lock
- Cuts e.g. round and flat material from copper, aluminum, plastic, paper, cardboard, leather

Item	Dimension mm	Weight g	Part No.
Combination scissors	190	100	**KL545**

Universal knife



Characteristics

- With adjustable and replaceable blades

Item	Weight g	Dimension mm	Part No.
Universal knife	305		**KL542**
Replacement blade for universal knife	8	60x19x0,5	**KL542ES**

Cutter knife



Characteristics

- Knife with knock-off blades, all 9 mm

Item	Dimension mm	Weight g	Part No.
Cutter knife	9	45	**KL544**
Replacement blade for Cutter knife	9	5	**KL544ES**

Safety glasses uvex i-vo in microfibre bag

Characteristics

- Duo component technology with soft components for the sensitive zones (nose, forehead, ears) giving optimum and long-term wearing comfort
- Individual earpiece length adjustment
- Individual incline setting
- Clear lens for permanent anti-fog inside, extremely scratch-resistant outside
- Sun protection lens extremely scratch-resistant on both sides
- Easy and quick replacement of the sunglasses' lens
- 100 % UV protection
- EN 166
- Elegant microfibre pouch, also suitable for cleaning the glasses



Item	Weight g	Part No.
Safety glasses uvex i-vo in microfibre bag	33	**KL604**
Sun protection lens for safety glasses KL604	23	**KL604S**

L-BOXX with basic equipment for electrician's, 18-pieces

Characteristics

- L-BOXX from shock and impact resistant ABS plastic, loadable to 100 kg
- For integration in TÜV-approved in-vehicle equipment systems
- Stackable L-BOXXs with Easy-Click system



Item	Dimension mm	Part No.
L-BOXX with basic equipment for electrician's, 18-pieces	442x357x151 (B/T/H)	**LBOXXKLB18**

Scope of supply	Part No.	Page
L-BOXX with front handle (W/D/H: 442 x 357 x 151 mm)	LBOXX136LFG	
VDE Telephone plier, straight, 205 mm	KL050205IS	462
VDE Heavy-duty combination plier, 180 mm	KL020180IS	460
VDE Side cutter, 160 mm	KL040160IS	461
VDE Cable cutter, 160 mm	KL010160IS	460
Automatic VDE wire stripper 0.2 - 6 mm²	KL760180IS	464
VDE Water pump plier, jaw width 50 mm	KL070250IS	463
Measuring tape, 3 m	KL403	501
VDE Slotted screwdriver, 4.0 x 0.8 mm	KL10010040IS	464
VDE Slotted screwdriver, 5.5 x 1.0 mm	KL10012555IS	464
VDE Plus/Minus screwdriver, Z1	KL130PM1IS	465
VDE Plus/Minus screwdriver, Z2	KL130PM2IS	465
VDE Phillips screwdriver, PH1	KL110PH1IS	464
VDE Phillips screwdriver, PH2	KL110PH2IS	464
Voltage tester with heavy duty handle, single-pole, VDE 0680 150V - 250V	KL19073IS	466
DM-45 Digital multimeter 600 V AC/DC with temperature measurement	52059477	625
GT-85NE Bipolar voltage tester with LCD display	52049407	619
Allen key set, 7 pieces	KL370	497
Cable knife, hooked blade	KL745HK	521

Tool case for electricians, small



Item	Dimension mm	Weight kg	Part No.
Tool case for electricians, small	495 x 410 x 175	5,7	**KL850BS**

Scope of supply	Part No.	Page
Voltage tester with heavy duty handle, single-pole, VDE 0680 150V - 250V	KL19073IS	466
VDE Slotted screwdriver, 4.0 x 0.8 mm	KL10010040IS	464
VDE Slotted screwdriver, 5.5 x 1.0 mm	KL10012555IS	464
VDE Phillips screwdriver, PH1	KL110PH1IS	464
VDE Phillips screwdriver, PH2	KL110PH2IS	464
VDE Plus/Minus screwdriver, Z1	KL130PM1IS	465
VDE Plus/Minus screwdriver, Z2	KL130PM2IS	465
VDE Side cutter, 160 mm	KL040160IS	461
VDE Telephone plier, straight, 205 mm	KL050205IS	462
Carpenter's pencil	KL449	502
Folding rule, 2 m	KL402	501
Control cabinet key	KL500	503
Hard shell case for KL850BS	KL850L	512

Tool case for electricians, medium



Item	Dimension mm	Weight kg	Part No.
Tool case for electricians, medium	495 x 420 x 200	6,0	**KL860BM**

Scope of supply	Part No.	Page
Voltage tester with heavy duty handle, single-pole, VDE 0680 150V - 250V	KL19073IS	466
VDE Slotted screwdriver, 3.5 x 0.6 mm	KL10010035IS	464
VDE Slotted screwdriver, 4.0 x 0.8 mm	KL10010040IS	464
VDE Slotted screwdriver, 5.5 x 1.0 mm	KL10012555IS	464
VDE Phillips screwdriver, PH1	KL110PH1IS	464
VDE Phillips screwdriver, PH2	KL110PH2IS	464
VDE Pozidriv screwdriver, PZ1	KL120PZ1IS	465
VDE Pozidriv screwdriver, PZ2	KL120PZ2IS	465
VDE Plus/Minus screwdriver, Z1	KL130PM1IS	465
VDE Plus/Minus screwdriver, Z2	KL130PM2IS	465
VDE Side cutter, 160 mm	KL040160IS	461
VDE Heavy-duty combination plier, 180 mm	KL020180IS	460
VDE Telephone plier, straight, 205 mm	KL050205IS	462
VDE Wire stripper, 160 mm	KL060160IS	463
VDE Cable cutter, 160 mm	KL010160IS	460
Carpenter's pencil	KL449	502
Folding rule, 2 m	KL402	501
Control cabinet spirit level, 200 mm	KL420200	501
Hand saw	KL559	505
Engineer's hammer, 300 g	KL580300	504
Electrician's chisel, 250 mm	KL585250	504
Allen key set, 7 pieces	KL370	497
Bit box Swift, 1/4", 25 mm	KL340	500
Cable knife, hooked blade	KL745HK	521
Control cabinet key	KL500	503
KL860L hard – shell case for KL860BM and KL870BL	KL860L	512

Tool case for electricians, large

Item	Dimension mm	Part No.
Tool case for electricians, large	495 x 420 x 200	**KL870BL**



Scope of supply	Part No.	Page
Voltage tester with heavy duty handle, single-pole, VDE 0680 150V - 250V	KL19073IS	466
VDE Slotted screwdriver, 3.5 x 0.6 mm	KL10010035IS	464
VDE Slotted screwdriver, 4.0 x 0.8 mm	KL10010040IS	464
VDE Slotted screwdriver, 5.5 x 1.0 mm	KL10012555IS	464
VDE Slotted screwdriver, 6.5 x 1.2 mm	KL10015065IS	464
VDE Phillips screwdriver, PH1	KL110PH1IS	464
VDE Phillips screwdriver, PH2	KL110PH2IS	464
VDE Pozidriv screwdriver, PZ1	KL120PZ1IS	465
VDE Pozidriv screwdriver, PZ2	KL120PZ2IS	465
VDE Plus/Minus screwdriver, Z1	KL130PM1IS	465
VDE Plus/Minus screwdriver, Z2	KL130PM2IS	465
VDE TORX® screwdriver TX 15	KL150TX15IS	465
VDE TORX® screwdriver TX 20	KL150TX20IS	465
VDE TORX® screwdriver TX 25	KL150TX25IS	465
VDE TORX® screwdriver TX 30	KL150TX30IS	465
VDE Side cutter, 160 mm	KL040160IS	461
VDE Heavy-duty combination plier, 180 mm	KL020180IS	460
VDE Water pump plier, jaw width 50 mm	KL070250IS	463
VDE Telephone plier, straight, 205 mm	KL050205IS	462
Automatic VDE wire stripper 0.2 - 6 mm²	KL760180IS	464
VDE Cable cutter, 210 mm	KL010210IS	460
Carpenter's pencil	KL449	502
Folding rule, 2 m	KL402	501
Cutter knife	KL544	506
Aluminum spirit level, 400 mm	KL425400	501
Universal saw	KL550	505
Ball point allen key set, 9 pieces	KL375	498
Mechanical bit holder, 1/4", 52 mm	KL291	495
Bit set, 1/4", 73 mm	KL331	500
Cable knife, hooked blade	KL745HK	521
Round cable stripper 8 - 13mm²	KL710	521
Combination spanner set, 12 pieces	KL365	500
Control cabinet key	KL500	503
KL860L hard – shell case for KL860BM and KL870BL	KL860L	512

Professional roller trolley, 88 pieces



Characteristics

- With 4-section telescopic handle, up to 1050 mm
- Document compartment in lid
- Double aluminum frame
- Large rubber casters
- Case shell from non-breakable X-ABS
- Loads up to 40 kg
- Hinges for case lid lock

Item	Dimension mm	Weight g	Part No.
Professional roller trolley, 88 pieces	470x210x355	15500	**KL890TB88**

Scope of supply	Part No.	Page
Professional roller trolley, empty	KL890TL	511
VDE Heavy-duty combination plier, 180 mm	KL020180IS	460
VDE Telephone plier, straight, 205 mm	KL050205IS	462
VDE Electrician Heavy-duty side cutter, 200 mm	KL044200IS	462
VDE Wire stripper, 160 mm	KL060160IS	463
VDE Slotted screwdriver, 2.5 x 0.4 mm	KL1007525IS	464
VDE Slotted screwdriver, 3.5 x 0.6 mm	KL10010035IS	464
VDE Slotted screwdriver, 4.0 x 0.8 mm	KL10010040IS	464
VDE Slotted screwdriver, 5.5 x 1.0 mm	KL10012555IS	464
VDE Phillips screwdriver, PH1	KL110PH1IS	464
VDE Phillips screwdriver, PH2	KL110PH2IS	464
VDE Pozidriv screwdriver, PZ1	KL120PZ1IS	465
VDE Pozidriv screwdriver, PZ2	KL120PZ2IS	465
Voltage tester with heavy duty handle, single-pole, VDE 0680 150V - 250V	KL19073IS	466
VDE Plus/Minus screwdriver, Z1	KL130PM1IS	465
VDE Plus/Minus screwdriver, Z2	KL130PM2IS	465
VDE Cable cutter, 210 mm	KL010210IS	460
Water pump plier, jaw width 50 mm	KL070250	487
Bit set, 1/4", 73 mm	KL330	500
Wire stripper for flexible and solid conductors	KL760180	516
Combination spanner set, 12 pieces	KL365	500
Socket bit set 1/4", 28 pieces	KL361	497
Universal cabinet key, subkey Electro	KL510	503
Universal saw	KL550	505
Crimping tool with interchangeable dies	K507	258
Folding rule, 2 m	KL402	501
Carpenter's pencil	KL449	502
Cable knife, hooked blade	KL745HK	521
Round cable stripper 8 - 13mm²	KL710	521
Allen key set, 7 pieces	KL370	497
Engineer's hammer, 300 g	KL580300	504
Safety glasses uvex i-vo in microfibre bag	KL604	507
Marking pen	KL440F	502
GT-85NE Bipolar voltage tester with LCD display	52049407	619
Kwik Stepper™ step bit with ROTASTOP® shaft ISO 12 - 40 mm	50069888	579
NETcat® Micro NC-100 + 200EP	NC100EP	657
CSJ-100 Jaw meter, open	52020887	644
NETcat® Micro NC-100	52024541	657
TC-20 Nylon carrying case with carrying strap for measuring instruments	50075357	633

Engineers professional case, 15-pieces



Engineers basic equipment, mainly with VDE tools

Characteristics

- Technicians Notebook tool bag
- Material: hard-wearing nylon
- 90° folding-out front pocket
- High-quality zipper
- Spray-water protected floor
- Each side pocket has a zipper
- Adjustable carrying belt with quick-release fastener and shoulder pad
- Twin fixed carrying handle
- Compartment for business cards

Part No.		
Scope of supply	Part No.	Page
Technicians bag, empty	KL905L	512
VDE Phillips screwdriver, PH1	KL110PH1IS	464
VDE Phillips screwdriver, PH2	KL110PH2IS	464
VDE Slotted screwdriver, 2.5 x 0.4 mm	KL1007525IS	464
VDE Slotted screwdriver, 4.0 x 0.8 mm	KL10010040IS	464
VDE Slotted screwdriver, 5.5 x 1.0 mm	KL10012555IS	464
Voltage tester with heavy duty handle, single-pole, VDE 0680 150V - 250V	KL19073IS	466
VDE Plus/Minus screwdriver, Z1	KL130PM1IS	465
VDE Plus/Minus screwdriver, Z2	KL130PM2IS	465
Cable knife, hooked blade	KL745HK	521
VDE Telephone plier, straight, 205 mm	KL050205IS	462
VDE Electrician Heavy-duty side cutter, 200 mm	KL044200IS	462
Round cable stripper 8 - 13mm²	KL710	521
VDE Heavy-duty combination plier, 165 mm	KL020165IS	460
Measuring tape, 3 m	KL403	501

Professional roller trolley, empty



Characteristics

- With 4-section telescopic handle, up to 1050 mm
- Document compartment in lid
- Double aluminum frame
- Large rubber casters
- Case shell from non-breakable X-ABS
- 2 compartments for business cards
- Two straps for writing instruments

Item	Dimension mm	Weight g	Part No.
Professional roller trolley, empty	470x210x355	6600	**KL890TL**

KL 860L Hard-shell case, empty



Characteristics

- Max. load capacity: 30 kg – Volume 32L
- Robust aluminum frame with abutting edge
- Case shell made of impact resistant ABS material
- Document compartment
- Variable bottom shell with customized sections

Item	Dimension mm	Weight kg	Part No.
KL860L hard – shell case for KL860BM and KL870BL	495 x 420 x 200	6.0	**KL860L**

KL850L Hard – shell case, empty



Characteristics

- Max. load capacity: 25 kg – Volume 26L
- Case shell made of impact resistant ABS material
- Robust aluminum frame with abutting edge
- Document compartment
- Variable bottom shell with customized sections

Item	Dimension mm	Weight kg	Part No.
Hard shell case for KL850BS	495 x 410 x 175	5.7	**KL850L**

Profi-installer‘s pocket



Characteristics

- Robust design with plastic guide rails, metal rods and sponge rubber handle
- Adjustable carrying bag with shoulder pad
- Outside section: 1 large lockable pocket with 2 boxes for small parts, 9 pockets, 2 Velcro strips for spirit levels etc., inside section: 3 compartments, 14 straps

Dimension mm	Weight g	Part No.
350 x 200 x 200	2600	**KL920L**

Technicians bag, empty



Characteristics

- Material: hard-wearing nylon, spray-water protected floor
- 90% folding front bag, lateral bags with zip
- Twin fixed carrying handle
- Adjustable carrying strap with fastener and shoulder rest
- Protected laptop compartment
- Compartment for business cards
- High-quality zipper

Item	Dimension mm	Weight g	Part No.
Technicians bag, empty	330 x 440 x 200	2600	**KL905L**

Tool wallet, Nylon, empty

Characteristics

- Material: Polytex
- Room for up 11 tools

Item	Dimension mm	Weight g	Part No.
Tool wallet, Nylon, empty	200x200x50	100	**KL910L**





Insulation easily removed.

Stripping tools for professional use.

Thousands of conductors are stripped every day. Mostly using professional tools. But also often in a hurry using a sharp blade. A standard action for many craftsmen but with potential serious consequences for electrical connections: Conductors and insulation are damaged or specified stripping lengths are not respected - the connections no longer meet requirements.

The use of professional stripping tools prevents such mistakes. Procedures can be standardised. The quality of connections remains consistent. Klauke stripping tools are designed for professional use and are set apart by their extremely long service life.



Standardised stripping …

- **Automatic wire stripping tools.**
- **For stripping ranges from 0.02 mm² to 25 mm².**
- **Also one-hand operation for larger cross sections.**



…..by simple adjustment of the tools.

Ergonomically-designed handle and **interchangeable blade cassettes:** *K 432.*



- **Ergonomically-designed rubber-coated handles.**
- Made from fibreglass reinforced special plastic.
- Automatic adjustment of the cable cross-section.
- Interchangeable blade cassettes for flexible and solid conductors, and also for PVC and PTFE insulation.



Your benefits:

- The ergonomically-designed rubber coated handles guarantee convenient, user-friendly operation.
- The fibreglass reinforced special plastic guarantees maximum durability.
- Highly flexible thanks to interchangeable blade cassettes.

KL 765 PV: **Solar cables easily processed.**

- For stripping all standard flexible cables from 1.5 to 6.0 mm² in the solar technology sector.
- 5-fold adjustable fine setting.
- With integrated side cutter.

Your benefits:

- **Just with one tool for processing practically every cable in the solar technology sector.**
- Simple stripping - even with multi-layer insulation.
- Cables up to 3.0 mm dia.



Stripping V-shapes *with KL 760180.*



- For flexible and solid conductors from 0.2 mm² to 6 mm².
- Adjustable length stop from 5 mm to 12 mm.

Your benefits:

- **The V-shaped blade enables precise stripping of flexible conductors.**
- The required stripping length can be set precisely - also to individual requirements.
- Type for working under live voltage: KL760180IS.

Automatic stripping tool, 0.02 - 10 mm²



Characteristics

- Self – regulating cutting and stripping tool for standard flexible cables and conductors from 0.02 - 10.0 mm² and solid conductors up to 1.5 mm²
- Easily replaceable blade system
- Precise adjustability for stripping of thin insulations without damaging the conductor
- Integrated side cutter

Item	Stripping range mm²	Weight g	Part No.
Automatic wire stripping tool K43/2	0.02-10	140	**K432**
NEW Automatic wire stripping tool K43/2-90, 90° angled	0.02-10	140	**K43290**

Accessories	Part No.	Page
Interchangeable cassette, black, for wire-stripping tool K432 0.02 - 10 mm² flexible conductors and to 1.5 mm² solid conductors	K432E	
Interchangeable cassette, blue, for wire-stripping tool K432 for PTFE insulated conductors 0.1 - 4 mm²	K432E2	
Interchangeable cassette, red, for wire-stripping tool K432 / 4 - 16 mm²	K432E3	

K 44 Automatic wire stripper, 1 - 25 mm²



Characteristics

- Stripping length up to 22 mm
- With adjustable stop

Item	Stripping range mm²	Weight g	Part No.
Automatic wire stripper with adjustable stop	1-25	680	**K44**

Wire stripper, 0.2 – 6 mm²



Characteristics

- For all standard flexible and solid conductors from 0.2 - 6 mm²
- Adjustable length stop from 5 – 12 mm
- Integrated easy to reach side cutter up to max. 2 mm dia.

Item	Dimension mm	Stripping range mm²	Weight g	Part No.
Wire stripper for flexible and solid conductors	180	0,2 - 6	130	**KL760180**

Wire stripper for round and flat cables



Characteristics

- Fine adjustment (5-way) on various cable types and cable diameters
- Optical length dimension 8-24 mm (5/16 - 1 inch)
- Integrated side cutter up to max. 3 mm dia.

Suitable for

- Flat cable: baring and stripping 2 core PVC-insulated flat cables from 0.75 - 1.5 mm²
- Round cable: baring and stripping flexible cables in the range 0.5 - 16 mm² (20-6 AWG), solid conductors 0.5 - 10 mm² (20-8 AWG)

Item	Dimension mm	Stripping range mm²	Weight g	Part No.
Wire stripper for round and flat cables	180	0,5 - 16	205	**KL765FR215**

Automatic wire-stripping tool for round cables used in solar technology



Characteristics

- Fine adjustment (5-way) on various cable types and cable diameters
- Integrated side cutter up to max. 3 mm dia.
- Optical length dimension 8 - 24 mm (5/16 - 1 inch)

Suitable for

- Baring and stripping of all standard, flexible cables from 1.5 mm² - 6.0 mm² (15-9 AWG) used in solar technology

Item	Dimension mm	Stripping range mm²	Weight g	Part No.
Automatic wire-stripping tool for round cables used in solar technology, 1.5 - 6 mm²	180	1,5 - 6	205	**KL765PV**

Cables stripped

quickly and easily.



Stripping tools for round, moisture-proof and coaxial cables.

Round, moisture-proof and coaxial cables often get stripped using knives. Certainly a quick way, but is it also an effective one? The insulation of the individual wires can get damaged. The risk of injury is high. And in terms of precision, the cuts are anything but exemplary.

Klauke's special stripping tools eliminate these problems. You can strip a cable in just one action. Very fast. Very simple. And very safe.



Stripping and splitting in one operation.

- **Stripping tools for round and moisture-proof cables.**
- **Wire stripper for coaxial cables.**
- **Up to 40 mm dia.**





E400: for cables **up to 40 mm dia.**

- **Interchangeable hooks** for diameters from 6 mm to 25 mm and 20 mm to 40 mm.
- Blade always rebounds to its original position.
- Also suitable for window cuts.

Your benefits:

- High flexibility due to a broad range of cable diameters.
- No damage to cutting blade, highly durable.
- Time saved, as window cuts for tap conductors can be made quickly and precisely.

Stepless *for diameters from 4 mm to 28 mm: KL 745 HK.*

- Stepless adjustment of cutting depth.
- For all standard round cables from 4 mm to 28 mm diameters.
- Removable reducing adapter of extremely wear-resistant plastic.
- With hook blade.

Your benefits:

- No damage to the inner conductors.
- One tool **for virtually all standard cables** in building installation and in switch board construction.





Short and flush *wire stripping: KL 710.*

- For round and moisture-proof cables from 8 mm to 13 mm diameters.
- For flush stripping even **in tight areas**.
- No need to adjust cutting depth.

Your benefits:

- One tool allows fast, flush stripping of a wide range of cables in ceilings or walls, and also in junction or distribution boxes and switch cabinets.

K 400 Professional wire stripping tool 4.5 - 40 mm



Characteristics

- Max. cutting depth of the knife: 4.5 mm
- Max. stripping diameter: 21 mm (small hook)
- Max. stripping diameter: 40 mm (large hook)
- Replaceable stop hooks

Item	Dimension mm	Weight g	Part No.
K 400 Professional wire stripping tool 4.5 - 40 mm	200 x 93 x 33	120	**K400**

Accessories	Part No.	Page
K 400E Replacement blade for wire stripping tool K 400	K400E	

Electrician‘s knife, without blade



Characteristics

- Precise, fast and safe baring of all standard round cables
- Beschädigung der inneren Leiter ist durch stufenlose Einstellung der Schnitttiefe ausgeschlossen
- Self-rotating blade for circular and longitudinal cut

Item	Dimension mm	Weight g	Part No.
Electrician‘s knife, without blade 4 - 16 mm dia.	4 - 16	70	**KL740416**
Electrician‘s knife, without blade 8 - 28 mm dia.	8 - 28	70	**KL740828**

Accessories	Part No.	Page
Replacement blade for electrician‘s knife with hooked blade	KL749ES	

Electrician‘s knife with straight blade



Characteristics

- Precise, fast and safe stripping of all standard round cables from 4 - 28 mm dia.
- Including protective cover for the blade
- Removable plastic reducing inset made from highly wear resistant plastic (POM)
- Damage of inner conductors is excluded thanks to infinitely adjustable cutting depth
- Self-rotating blade for circular and longitudinal cut

Item	Dimension mm	Weight g	Part No.
Electrician‘s knife with straight blade	4 - 28	80	**KL745GK**

Accessories	Part No.	Page
Replacement blade for electrician‘s knife with hooked blade	KL749ES	

Cable knife, hooked blade



Characteristics

- Precise, fast and safe stripping of all standard round cables from 4 - 28 mm dia.
- Including protective cover for the blade
- Removable plastic reducing inset made from highly wear resistant plastic (POM)
- Damage of inner conductors is excluded thanks to infinitely adjustable cutting depth
- Self-rotating blade for circular and longitudinal cut

Item	Dimension mm	Weight g	Part No.
Cable knife, hooked blade	4 - 28	80	**KL745HK**

Accessories	Part No.	Page
Replacement blade for electrician's knife with hooked blade	KL749ES	

Round cable stripper 8 - 13mm²



Characteristics

- Simple stripping even in hard-to-reach areas, e.g. ceiling and walls, junction and distribution boxes, switch cabinets etc.
- Strips round and moist room cables from 8 - 13 mm dia. (e.g. NYM 3 x 1.5 mm² to 5 x 2.5 mm²)
- No need to adjust the cutting depth

Item	Dimension mm	Weight g	Part No.
Round cable stripper 8 - 13mm²	8 - 13	43	**KL710**

Multi stripper



Characteristics

- Universal stripping tool with the following functions: stripping, round cut, longitudinal cut, cutting

Item	Dimension mm	Weight g	Part No.
Multi stripper	8 - 13	77	**KL730**

Photovoltaic stripper



Characteristics

- For all standard PV cables to 8.5 mm
- Replaceable blade system
- Protected blade
- Simple handling
- Fixed stripping from 8.5 mm
- Stripping of photovoltaic cables 2.5 - 6 mm²
- Compact design

Item	Dimension mm	Weight g	Part No.
Photovoltaic stripper	8,5	40	**KL735PV**

Professional processing of coax and twisted-pair cables.



Tools for communication technology.

Our range offers quality professional tools for preparing coaxial cables and data lines. Procedures can be standardised. The quality of connections or joints is improved, faults are avoided and complaints are eliminated.

The tools come either individually for retrofitting or in complete sets. Everything you need for dressing coaxial cables and data lines is to hand with just one grip.



Quick and easy cable dressing with Greenlee professional tools.

- **Wire cutters for cross-sections up to 10 mm².**
- **Stripping tools for two and three-stage stripping.**
- **Crimping tool for BNC, F and F compression plugs.**



Coax stripper



Characteristics
- No need to adjust the cutting depth
- Gradual stripping of all standard coaxial cables (e.g. antenna and transmission cables) 4.8 - 7.5 mm outside diameter

Suitable for
- Flexible cables, e.g. 3 x 0.75 mm², 10 mm² and 16 mm²

Item	Part No.
Coax stripper	**KL720**

Kwik Stripper Coax wire stripper - 2 stage

▸ **Pre-set for 3 different cable types**

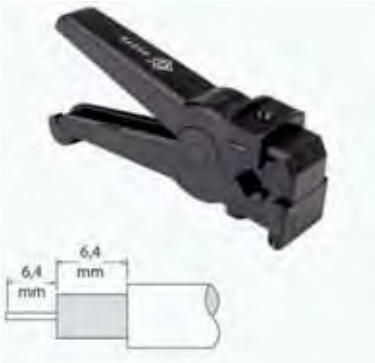

Characteristics
- Removes braiding and insulator to 6.4 mm
- Dresses coaxial cable types RG58, RG59, RG62 and RG6 and many more
- Blade adjustable to cutting depth
- Quick and simple interchangeable blade holder
- Frame takes only 2-stage holders

Item	Part No.
Kwik Stripper Coax wire stripper - 2 stage	**50455761**

Accessories	Part No.	Page
Spare holder - 2 stage	50450409	

Kwik Stripper Coax wire stripper - 3 stage

▸ **Pre-set for 3 different cable types**



Characteristics
- Dresses coaxial cable types RG58, RG59, RG62 and RG6 and many more
- Blade adjustable to cutting depth
- Quick and simple interchangeable blade holder
- The frame takes both 2 and 3 stage holders

Item	Part No.
Kwik Stripper Coax wire stripper - 3 stage	**50455770**

Accessories	Part No.	Page
Spare holder - 3 stage	50450395	
Spare holder - 2 stage	50450409	

Crimping tool for XFC F-type compression plugs



Characteristics

- Special crimping tool for weather-resistant F-type compression plug
- Ergonomic handles
- Adjustable to all makes of compression plug
- Dual protection with external sleeve and internal O-ring
- Sleeves colour-coded for simple identification
- Simple processing with practically all compression tools
- Less effort than traditional hex-crimping

Item	Part No.
Crimping tool for XFCX F-type compression plugs	**50608073**

Accessories	Part No.	Page
XFC Plug for RG6, 50 piece, black	50125869	
XFC Plug for RG6, 50 piece, red	50125940	

DN-AW3 wire stripping tool, 2.5 - 11 mm



Characteristics

- For stripping copper and optical fibre cables, such as signal -, telephone-, AV-, control- and data transmission cables
- 9 adjustable cutting depths
- Cable capacity: 2.5 - 11 mm diameter
- Insulation thickness: up to 1 mm
- Interchangeable blade holder
- Includes cassette with spare blade

Item	Part No.
DN-AW3 wire stripping tool, 2.5 - 11 mm²	**DNAW3**

Accessories	Part No.	Page
Spare holder for DN-AW3	DNAW3M	

Ratchet crimping tool for telephone lines



Characteristics

- Integrated cutting and stripping tool for ribbon cable
- The full radius ratchet mechanism permits consistent terminations with each operation
- Straight access guarantees consistent crimp connection
- Ergonomic handle provides user comfort

Suitable for

- Modular connectors of type RJ10 4P4C, RJ11 6P4C, RJ12 6P6C and RJ45 8P8C

Item	Part No.
Ratchet crimping tool for telephone lines	**50455753**

Punching tools from Greenlee: We accept no compromise when it comes to function, quality and durability.“



Mohammed Benali,
Product Management

Round and special shape punches 528

Standard punch systems 530
SLUG-BUSTER® punch systems 532
SLUG-SPLITTER® punch systems (stainless steel) 533
SPEED PUNCH™ Knockout-System 534
Special shape punches 536

Punching tools and sets 544

Speed Nut 546
Mechanical and hydraulic punching tools 546
Slug Buster® punch set 556
Speed Punch™ set 558
SLUG-SPLITTER® punch set 559
Slug Buster® hand hydraulic punch driver set 560

Hole saws 566

HSS bi-metal hole saws 568
Carbide-tipped hole saws 572

Bits and step bits 576



Die-free
after every punch!



Efficient punching with Speed Punch™, Slug Buster® and Slug Splitter®.

Greenlee punching tools are set apart by technical innovations and high quality. Extremely simple handling and fast operations are a matter of course.

The Speed Punch™, Slug Buster® and standard tools are suitable for punching steel, aluminum and plastic. The Slug Splitter® range is also suitable for stainless steel.



Fix the die and start punching.



- **For holes from 12.5 mm to 143.7 mm.**
- **For sheet metal up to 3.5 mm thickness.**
- **Extremely high capacity and long durability.**
- **For hydraulic and manual operation.**

Efficient punching and splitting:
Slug Buster® and Slug Splitter®.

- Patented punching profile **splits the slugs into two halves.**.
- Innovative cutting edge shape reduces effort.

Benefits:
- The slugs fall free from the die, saving you time.
- Increased efficiency due to fast operations for little effort.
- Prolonged service life.



More from Page 532.





Fits any tool:
Greenlee tools are compatible.

- All **punching tools are compatible** and can be used with drivers from other manufacturers.

Benefits:
- The investment framework remains manageable.

Fast. Faster SPEED PUNCH



- Up to 3-times faster than conventional punching tools.
- Compatible with all Greenlee hand-operated and battery powered hydraulic tools.

Benefits:
- Saves a lot of time, as there is no need to screw and unscrew the counter nut.
- In combination with the LS50-L FLEX battery powered hydraulic punch, the best possible solution for speed and performance.

Our punching tools at a glance:

	Mild steel/ Aluminum/ Plastic	V2A	Self-centring	Splits the slugs	Manual	Hydraulic	Dimensions in mm	Material thickness
Standard	✔				✔	✔	12.5 – 143.7	<=3 mm
Slug Buster®	✔			✔	✔	✔	12.5 – 64	<=3 mm
Slug Splitter®	✔	✔		✔		✔	15.2 – 64	<=3.5 mm
Slug Splitter SC™	✔	✔	✔	✔		✔	22.5 – 61.5	<=3.5 mm
Speed Punch™	✔			✔		✔	16 – 63	<=3.5 mm

Standard punch systems



Ball bearing draw stud for easy manual operation

Suitable for
- Mild steel (St37), plastic and aluminum up to 3.5 mm thick

Operation
- Manual and hydraulic

Predrilling
- Draw stud 9.5 mm dia., pilot drill 9.7 mm dia. 50360183
  Draw stud 19 mm dia., pilot drill 20.5 mm dia. 50344030

Scope of supply
- Complete system consisting of punch, die and draw stud for manual operation

Order info
- *50042181 Draw stud without ball-bearing

Punch size			Max. Material thick-ness	Complete Unit	Individual parts for manual operation					Draw studs + accessories for hydraulic units			
										Draw studs			Accessories
True dimen-sion	Standard size												
mm	Pg	ISO	mm (St37)	Part No.	Punch	Die	Draw stud with ball bearing	Ball bearing nut	Spacer	Hand hydraulic 7804E 7904E	Battery f. powered LS 50 L FLEX LS 60 L	Hydr. pump 50159062 50250973	Adapter sleeves 19,0 / 28,6
12.7	Pg 7		1.5	**50024086**	50069969	50042351	50042181*						
14.3			1.5	**50024337**	50042300	50042297	50042181*						
15.2	Pg 9		2.0	**50211153**	50213164	50320025	50000420						
15.9			1.5	**50024094**	50042238	50042246	50042181						50339672
16.2		ISO 16	2.0	**50351923**	50351931	50351621	50000420			51300430	51300430		50339672
18.6			2.0	**50188860**	50177001	50320033	50000420			51300430	51300430		50339672
19.1			2.0	**50206672**	50039989	50039997	50000420			51300430	51300430		50339672
20.4	Pg 13	ISO 20	2.0	**50188879**	50176978	50320041	50000420			51300430	51300430		50339672
20.6			2.0	**50206680**	50042262	50042254	50000420			51300430	51300430		50339672
22.5	Pg 16		3.5	**50225634**	51040060	51147220	50000420			51300430	51300430		50339672
23.8			2.0	**50253417**	50042386	50042378	50000420			51300430	51300430		50339672
25.4		ISO 25	2.0	**50206702**	50039865	50351648	50000420			51300430	51300430		50339672
27.0			2.0	**50253425**	50042408	50042424	50000420			51300430	51300430		50339672
28.3	Pg 21		3.5	**50225642**	51040080	51069720	50040405			51300430	51300430		50339672
28.3	Pg 21		2.0	**50369105**	50368826	50320068	50000420			51300430	51300430		50339672
28.6			2.0	**50206710**	50039903	50039911	50000420			51300430	51300430		50339672
30.5			1.5	**50365061**	50362828	50362798	50000420			51300430	51300430		50339672
31.8			1.5	**50206737**	50040022	50040030	50000420			51300430	51300430		
32.5	Pg 32		3.5	**50244760**	50244590	50351680	50040405			50318721	50318721		
33.4			1.5	**50253441**	50065874	50065866	50000420			50318721	50318721		
34.6			3.5	**50225650**	50040103	50040111	50040405			50318721	50318721		
34.9			3.5	**50254278**	50047345	50047353	50040405			50318721	50318721		
37.0	Pg 29		3.5	**50188909**	50183311	50320084	50040405			50318721	50318721		
38.1			3.5	**50254286**	50047361	50070444	50040405			50318721	50318721		
40.5		ISO 40	3.5	**50244779**	50244620	50351591	50040405			50318721	50318721		
41.3			3.5	**50253492**	50042513	50042505	50040405			50318721	50318721		
43.2			3.5	**50225669**	51069740	50040138	50040405			50318721	50318721		
44.5			3.5	**50253506**	50042572	50042564	50040405			50318721	50318721		
47.0			3.5	**50188917**	50176870	50320092	50040421			50318721	50318721		
47.6			3.5	**50253514**	50042483	50042491	50040421			50318721	50318721		
49.6			3.5	**50225677**	50069780	50040618	50040421			50318721	50318721		
50.8		ISO 50	3.5	**50206761**	50042327	50351613	50040421			50318721	50318721		

Punch size			Max. Material thick-ness	Complete Unit	Individual parts for manual operation					Draw studs + accessories for hydraulic units			
										Draw studs			Accessories
True dimen-sion	Standard size												
mm	Pg	ISO	mm (St37)	Part No.	Punch	Die	Draw stud with ball bearing	Ball bearing nut	Spacer	Hand hydraulic 7804E 7904E	Battery f. powered LS 50 L FLEX LS 60 L	Hydr. pump 50159062 50250973	Adapter sleeves 19,0 / 28,6
54.0	Pg 42		3.5	**50206788**	50042459	50361732	50040421			50318721	50318721		
57.2			3.5	**50253603**	50040588	50040596	50040421			50318721	50318721		
60.0	Pg 48		3.5	**50188925**	50176900	50320114	50040421						
61.5			3.5	**50225685**	50040626	50040634	50040421						
63.5		ISO 63	3.5	**50206796**	50042343	50042335	50041886						
66.7			3.5	**50212141**	50042521	50069977	50041886	50041878			52045040	52045040	
69.9			3.5	**50253611**	50042475	50042467	50041886	50041878			52045040	52045040	
70.6			3.5	**50253832**	50024450	50024434	50040421	50041878			52045040	52045040	
74.0			3.5	**50199757**	50041754	50041770	50041886	50041878			52045040	52045040	
76.2			3.5	**50253727**	50042599	50042580	50041886	50041878			52045040	52045040	
79.4			3.5	**50254030**	50063634	50063626	50041886	50041878			52045040	52045040	
82.0			3.5	**50186353**	50189050	50189069	50041886	50041878			52045040	52045040	
89.8			3.5	**50199765**	50041800	50041835	50041886	50041878			52045040	52045040	
95.3			3.5	**50212168**	50052659	50052667	50041886	50041787			52045040	52045040	
102.7			3.5	**50199773**	50046535	50046527	50046799	50046853	50046861			52045040	50031708
115.4			3.5	**50199781**	50046551	50046543	50046799	50046853	50046861			52045040	50031708
120.0			3.5	**50215191**	50214896	50214918	50046799	50046853	50046861			52045040	50031708
144.1			3.5	**50199803**	50054473	50054481	50046799	50046853	50046861			52045040	50031708

SLUG-BUSTER® punch systems



- For quick, clean, effortless and burr-free holes
- Split slugs fall free and can be removed easily

Suitable for

- Mild steel (St37), plastic and aluminum up to 3.5 mm thick

Operation

- Manual and hydraulic

Predrilling

- Draw stud 9.5 mm dia., pilot drill 9.7 mm dia. 50360183
  Draw stud 19 mm dia., pilot drill 20.5 mm dia. 50344030

Scope of supply

- Complete system consisting of punch, die and draw stud for manual operation

Order info

- *50042181 Draw stud without ball-bearing

Punch size			Max. Material thickness	Complete Unit	Individual parts for manual operation			Draw studs + accessories for hydraulic units		
								Draw studs		Accessories
True dimension	Standard size									
mm	Pg	ISO	mm (St37)	Part No.	Punch	Die	Draw stud with ball bearing	Hand hydraulic 7904E 7904E	Battery f. powered punch, pump LS 50 L FLEX LS60 L	Adapter sleeves 19,0 / 28,6
12.5	Pg 7	ISO 12	1.5	**50067273**	50067281	50067290	50042181*			
15.2	Pg 9		2.0	**50319892**	50319698	50320025	50000420	51300430	51300430	50339672
16.2		ISO 16	2.0	**50351770**	50351630	50351621	50000420	51300430	51300430	50339672
18.6	Pg 11		2.0	**50319906**	50319701	50320033	50000420	51300430	51300430	50339672
20.4	Pg 13	ISO 20	2.0	**50319914**	50319710	50320041	50000420	51300430	51300430	50339672
22.5	Pg 16		2.0	**50319620**	50317563	51147220	50000420	51300430	51300430	50339672
25.4		ISO 25	2.0	**50351788**	50351656	50351648	50000420	51300430	51300430	50339672
28.3	Pg 21		3.0	**50319639**	50317571	50069721	50040405	50318721	52045040	50339672
28.3	Pg 21		2.0	**50319930**	50319736	50320068	50000420	51300430	51300430	50339672
30.5			2.0	**50365088**	50362844	50362798	50000420	51300430	51300430	50339672
30.5			3.5	**50602462**	50602373	50362780	50040405	50318721	52045040	50339672
32.5		ISO 32	3.5	**50351796**	50351699	50351680	50040405	50318721	52045040	
34.6			3.5	**50319647**	50317580	50040111	50040405	50318721	52045040	
37.0	Pg 29		3.5	**50319957**	50319752	50320084	50040405	50318721	52045040	
40.5		ISO 40	3.5	**50351800**	50351583	50351591	50040405	50318721	52045040	
43.2			3.5	**50319655**	50317598	50040138	50040405	50318721	52045040	
47.0	Pg 36		3.5	**50319965**	50319760	50320092	50040421	50318721	52045040	
49.6			3.5	**50319663**	50317601	50040618	50040421	50318721	52045040	
50.8		ISO 50	3.5	**50351818**	50351605	50351613	50040421	50318721	52045040	
54.0	Pg 42		3.5	**50361716**	50361724	50361732	50040421	50318721	52045040	
60.0	Pg 48		3.5	**50319981**	50319787	50320114	50040421	50318721	52045040	
61.5			3.5	**50319671**	50317610	50040634	50040421	50318721	52045040	
64.0		ISO 63	3.5	**50351826**	50351672	50351664	50040421	50318721	52045040	

SLUG-SPLITTER® punch systems (stainless steel)

- Heavy-duty dies and stainless steel draw studs for longer life
- Unique punch profile also splits slugs for easier slug removal



Suitable for
- Stainless steel (V2A), mild steel (St37), plastic and aluminum up to 3.5 mm thick

Operation
- Hydraulic

Predrilling
- Draw stud 11.1 mm dia., pilot drill 12.7 mm dia. 50344102
  Draw stud 19.0 mm dia., pilot drill 20.5 mm dia. 50344030

Scope of supply
- Heavy duty punch unit including punch and die

Order info
- * Slug Splitter SC® - self-centring

Item	Punch size			Max. Material thick-ness	Punch and die	Individual parts		Draw studs
	True dimension	Standard size						
Item	mm	Pg	ISO	mm (V2A)	Part No.	Punch	Die	Pump, hand and battery powered
SLUG-SPLITTER® punch set (stainless steel) 15.2 mm	15.2	Pg 9		2.5	**50069519**	50311174	50311263	50294512
SLUG-SPLITTER® punch set (stainless steel) 16.2 mm	16.2		ISO 16	2.5	**50069527**	50045997	50045989	50294512
SLUG-SPLITTER® punch set (stainless steel) 18.6 mm	18.6	Pg 11		2.5	**50069535**	50311190	50311280	50294512
SLUG-SPLITTER® punch set (stainless steel) 20.4 mm	20.4	Pg 13	ISO 20	2.5	**50069543**	50311204	50311298	50294512
SLUG-SPLITTER® punch set (stainless steel) 22.5 mm	22.5	Pg 16		3.5	**50069551***	50281542*	50281550*	50294512
SLUG-SPLITTER® punch set (stainless steel) 25.4 mm	25.4		ISO 25	3.5	**50069560**	50046020	50046012	50294512
SLUG-SPLITTER® punch set (stainless steel) 28.3 mm	28.3	Pg 21		3.5	**50069578***	50281569*	50281577*	50294520
SLUG-SPLITTER® punch set (stainless steel) 30.5 mm	30.5			3.5	**50069586**	50364901	50364898	50294520
SLUG-SPLITTER® punch set (stainless steel) 32.5 mm	32.5		ISO 32	3.5	**50069594**	50046055	50046039	50294520
SLUG-SPLITTER® punch set (stainless steel) 34.6 mm	34.6			3.5		50281585*	50281593*	59294520
SLUG-SPLITTER® punch set (stainless steel) 37 mm	37.0	Pg 29		3.5	**50069608**	50311220	50311352	50294520
SLUG-SPLITTER® punch set (stainless steel) 40.5 mm	40.5		ISO 40	3.5	**50069616**	50046080	50046071	50294520
SLUG-SPLITTER® punch set (stainless steel) 43.2 mm	43.2			3.5		50281607*	50281615*	50294520
SLUG-SPLITTER® punch set (stainless steel) 47 mm	47.0	Pg 36		3.5	**50069624**	50311239	50311310	50294520
SLUG-SPLITTER® punch set (stainless steel) 49.6 mm	49.6			3.5		50281623*	50281631	50294520
SLUG-SPLITTER® punch set (stainless steel) 50.8 mm	50.8		ISO 50	3.5	**50069632**	50046110	50046098	50294520
SLUG-SPLITTER® punch set (stainless steel) 54 mm	54.0	Pg 42		3.5	**50069640**	50311247	50311328	50294520
SLUG-SPLITTER® punch set (stainless steel) 60 mm	60.0	Pg 48		3.5	**50069659**	50311255	50311336	50294520
SLUG-SPLITTER® punch set (stainless steel) 61.5 mm	61.5			3.5		50281658*	50281666*	50294520
SLUG-SPLITTER® punch set (stainless steel) 64 mm	64.0		ISO 63	3.5	**50069667**	50046144	50046136	50294520

SPEED PUNCH™ Knockout-System





- **"No-thread" design eliminates cross-threading**
- **Simple operation and great time saving due to speed lock system**

Suitable for
- Mild steel (St37), plastic and aluminum up to 3.5 mm thick

Operation
- hydraulic

Predrilling
- Draw stud 9.5 mm dia., pilot drill 9.7 mm dia.
  Draw stud 19 mm dia., pilot drill 20.5 mm dia.

Scope of supply
- Complete system consisting of punch and die

Order info
- Speed lock and draw stud not included

Punch size		Max. Material thickness	Punch and die	Individual parts		Speed lock	Draw stud
True dimension	Standard size						
mm	ISO/PG	mm (St37)	Part No.	Punch	Die	(not included)	(not included)
16,2	ISO 16	3,5	**52055431**	52066021	52066022	52066002	52066001
20,4	ISO 20	3,5	**52055432**	52066023	52066024	52066002	52066001
22,5	PG 16	3,5	**52055433**	52065998	52065999	52066002	52066001
25,4	ISO 25	3,5	**52055434**	52066025	52066026	52066002	52066001
32,5	ISO 32	3,5	**52055435**	52066027	52066028	52047817	52047818
40,5	ISO 40	3,5	**52055436**	52066029	52066030	52047817	52047818
50,8	ISO 50	3,5	**52055437**	52066031	52066032	52047817	52047818
64,0	ISO 63	3,5	**52055438**	52066033	52066034	52047817	52047818

Scope of supply	Part No.	Page
Speed lock and draw stud for ISO 16/20/25 und PG 16	52055439	
Speed lock and draw stud for ISO 32/40/50/63	52055440	

Draw studs with Manual Drivers

High wear resistance

Order info

- To increase the service life, we recommend greasing the draw studs with Greenlee installation paste no. 50115472
- Sizes given are diameter x length
- Subject to tolerance deviations

Item	Part No.
Draw studs for manual operation 28.6 mm x 190 mm	**50046799**
Draw studs for manual operation 19.0 mm x 140 mm	**50041886**
Draw studs for manual operation 19.0 mm x 75 mm	**50040421**
Draw studs for manual operation Ø 19.0 x 55 mm	**50040405**
Draw studs for manual operation Ø 9.5 x 40 mm	**50000420**
Draw studs for manual operation 6.5 mm x 35 mm	**50042181**



Draw studs for Hydraulic Drivers

Order info

- To increase the service life, we recommend greasing the draw studs with Greenlee installation paste no. 50115472
- Sizes given are diameter x length
- Subject to tolerance deviations

Item	Part No.
Draw stud for punch with hydraulic operation 9.5 x 71 mm	**51300430**
Draw stud for hydraulic operation, Speed Punch 9,5 auf 19 mm, 97 mm	**52066001**
Draw stud for hydraulic operation 19.0 x 105 mm	**50318721**
Draw stud for hydraulic operation, Speed Punch 19,0 x 121 mm	**52047818**
Draw stud for hydraulic operation 11.1 mm to 19 mm x 108 mm	**50294512**
Draw stud for hydraulic operation 9.5 mm to 19 mm x 122 mm	**52042827**
Draw stud for hydraulic operation 19.0 x 137 mm	**52045040**
Draw stud for hydraulic operation 19 x 140 mm	**50294520**
Adapter 19.0 x 48 mm with internal thread 6.3 mm	**50601148**
Adapter 19.0 x 48 mm with internal thread 9.5 mm	**50339672**
Adapter 19.0 x 48 mm with internal thread 12.7 mm	**50601679**
Adapter 28.6 x 76 mm	**50031708**



Rectangular punches



Suitable for

- Mild steel (St37), plastic and aluminum up to 3.0 mm thick and V2A 1.5 mm thick
- Punching of burr-free, clean and accurate holes

Operation

- Manual and hydraulic

Predrilling

- 9.7 mm pilot drill 50360183
  12.7 mm dia. pilot drill 50344102
  15.9 mm dia. Pilot drill 50344030
  30.2 mm dia. Pilot drill 50364146

Scope of supply

- Complete system consisting of punch, die, draw stud, counter nut and ball-bearing nut

Order info

- * = only for use with hydraulic punch drivers 50159062, 50250973, L S60L and LS50LFLEX
- ** = only for use with hydraulic punch drivers 50159062, 50250973 and LS50LFLEX

Punch A x B	Max. Material thickness		Complete Unit	Individual parts for manual operation					Mounting hole-dia.	Adapter for hydr. punch driver
										
mm	mm (St37)	Operating mode	Part No.	Punch	Die	Draw studs	Ball bearing nut	Counter nut	mm	Part No.
11.1 x 22.2	1.5	Hand/Hydr.	**50600257**	50600265	50600273	50601156	50601202	50052446	9.7	50601148
17.0 x 19.0	2.0	Hand/Hydr.	**50610281**		50600303	52020113	50347330	50046381	12.7	50339672
19.1 x 29.0	2.0	Hand/Hydr.	**50600311**	50600320	50600338	50601172	50601652	50602586	15.9	50601679
19.1 x 33.3	2.0	Hand/Hydr.	**50600346**	50600354	50600362	50601172	50601652	50602586	15.9	50601679
21.9 x 25.9	2.0	Hand/Hydr.	**50600370**	50600389	50600397	50601172	50601652	50602586	15.9	50601679
22.0 x 30.0	2.0	Hand/Hydr.	**50600400**	50600419	50600427	50601172	50601652	50602586	15.9	50601679
22.0 x 42.0	2.0	Hand/Hydr.	**50600435**	50600451	50600460	50601172	50601652	50602586	15.9	50601679
25.1 x 29.0	2.0	Hand/Hydr.	**50600478**	50600486	50600494	50601172	50601652	50602586	15.9	50601679
31.8 x 35.1	2.0	Hand/Hydr.	**50600508**	50600516	50600524	50601172	50601652	50602586	15.9	50601679
29.0 x 71.0	3.0	Hydr.	**52045296**			52033836		52033844	28.6	
30.0 x 90.0	3.0	Hydr.	**52045297**			52045298		52045300	28.6	
33.3 x 66.7	3.0	Hydr.	**50600532**	50600540	50600559	50601180		50602357	30.2	
35.0 x 52.0	3.0	Hydr.	**50600567**	50600575	50600583	50601180		50602357	30.2	
35.0 x 65.0	3.0	Hydr.	**50600591**	50600605	50600613	50601180		50602357	30.2	
35.0 x 82.0	2.0	Hydr.*	**50600621**	50600630	50600648	50601180		50602357	30.2	
35.0 x 112.0	2.0	Hydr.*	**50600656**	50600664	50600672	50601180		50602357	30.2	
46.0 x 92.0	3.0	Hydr.*	**50600680**	50600699	50600702	50601180		50602357	30.2	
57.2 x 88.9	3.0	Hydr.*	**50600710**	50600729	50600737	50601180		50602357	30.2	
68.0 x 138.0	2.0	Hydr.**	**50600745**	50600753	50600761	50601180		50602357	30.2	

Square punches



Suitable for
- Mild steel (St37), plastic and aluminum up to 3.0 mm thick and V2A 1.5 mm thick
- Punching of burr-free, clean and accurate holes

Operation
- Manual and hydraulic

Predrilling
- 9.7 mm pilot drill 50360183
  12.7 mm dia. pilot drill 50344102
  15.9 mm dia. Pilot drill 50344030
  30.2 mm dia. Pilot drill 50364146

Scope of supply
- Complete system consisting of punch, die, draw stud, counter nut and ball-bearing nut

Order info
- * = only for use with hydraulic punch drivers 50159062, 50250973, LS60L and LS50LFLEX
- ** = only for use with hydraulic punch drivers 50159062 and 50250973

Punch A x B	Max. Material thickness		Complete Unit	Individual parts for manual operation					Mounting hole-dia.	Adapter for hydr. punch driver
										
mm	mm (St37)	Operating mode	Part No.	Punch	Die	Draw studs	Ball bearing nut	Counter nut	mm	Part No.
12.7 x 12.7	1.5	Hand/Hydr.	**50600010**	50600028	50600036	50601156	50601202	50052446	9.5	50601148
15.9 x 15.9	2.0	Hand/Hydr.	**50610045**			52020113	50347330	50046381	12.7	50339672
19.1 x 19.1	2.0	Hand/Hydr.	**50610076**	50600087	50600095	52020113	50347330	50046381	12.7	50339672
22.4 x 22.4	2.0	Hand/Hydr.	**50610106**			52020113	50347330	50046381	12.7	50339672
24.0 x 24.0	2.0	Hand/Hydr.	**50610137**	50600141	50600150	52020113	50347330	50046381	12.7	50339672
25.4 x 25.4	2.0	Hand/Hydr.	**50600168**	50600176	50600184	50601172	50601652	50602586	15.9	50601679
45.0 x 45.0	3.0	Hydr.	**50115723**	50767640	50767657	52033836		52033844	30.2	
46.0 x 46.0	3.0	Hydr.	**50600192**	50600206	50600214	50601180		50602357	30.2	
50.8 x 50.8	3.0	Hydr.	**50601687**	50601695	50601709	50601180		50602357	30.2	
68.0 x 68.0	3.0	Hydr.	**50601717**	50601725	50601733	50601180		50602357	30.2	
92.0 x 92.0	3.0	Hydr.*	**50601741**	50601750	50601768	50601180		50602357	30.2	
104.8 x 104.8	2.0	Hydr.*	**50601776**	50601784	50601792	50601180		50602357	30.2	
138.0 x 138.0	2.0	Hydr.**	**50602349**	50600230	50600249	50601180		50602357	30.2	

Special square punch with flattened corners



Suitable for
- Mild steel (St37), plastic and aluminum up to 2.0 mm thick
- Punching of burr-free, clean and accurate holes

Operation
- Manual and hydraulic

Predrilling
- 12.7 mm dia. pilot drill 50344102

Scope of supply
- Complete system consisting of punch, die, draw stud, counter nut and ball-bearing nut

Punch A x B	Max. Material thickness		Complete Unit	Individual parts for manual operation					Mounting hole-dia.	Adapter for hydr. punch driver
										
mm	mm (St37)	Operating mode	Part No.	Punch	Die	Draw studs	Ball bearing nut	Counter nut	mm	Part No.
22.5 x 20.1	2.0	Hand/Hydr.	**50611257**	50611264	50601271	52020113	50347330	50046381	12.7	50339672

Round punch with four slots



Suitable for
- Mild steel (St37), plastic and aluminum up to 3.0 mm thick

Operation
- Manual and hydraulic

Predrilling
- 15.9 mm dia. pilot drill 50344030

Scope of supply
- Complete system consisting of punch, die, draw stud, counter nut and ball-bearing nut

Punch A x B x C	Max. Material thickness		Complete Unit	Individual parts for manual operation					Mounting hole-dia.	Adapter for hydr. punch driver
										
mm	mm (St37)	Operating mode	Part No.	Punch	Die	Draw studs	Ball bearing nut	Counter nut	mm	Part No.
22.5 x 3.2 x 25.4	2.0	Hand/Hydr.	**50602381**	50602390	50602500	50601172	50601652	50602586	15.9	50601679
30.5 x 4.8 x 36.0	3.0	Hand/Hydr.	**50602420**	50602438	50602497	50601172	50601652	50602586	15.9	50601679

"D" special shape punch

Suitable for
- Mild steel (St37), plastic and aluminum up to 2.0 mm thick

Operation
- Manual and hydraulic

Predrilling
- 12.7 mm dia. pilot drill 50344102

Scope of supply
- Complete system consisting of punch, die, draw stud, counter nut and ball-bearing nut

Order info
- * 50610809 and 50610830 available only as punch unit



Punch A x B	Max. Material thickness		Complete Unit	Individual parts for manual operation					Mounting hole-dia.	Adapter for hydr. punch driver
										
mm	mm (St37)	Operating mode	Part No.	Punch	Die	Draw studs	Ball bearing nut	Counter nut	mm	Part No.
12.7 x 11.9	2.0	Hand/Hydr.	**50600770**	50600788	51600790	50601156	50601202	50052446	9.5	50601148
15.9 x 15.1	2.0	Hand/Hydr.	**50610809***			50344218	50347330	50046381	12.7	50339672
19.1 x 17.9	2.0	Hand/Hydr.	**50610830***			50344218	50347330	50046381	12.7	50339672

Double-"D" special shape punch

Suitable for
- Mild steel (St37), plastic and aluminum up to 2.0 mm thick

Operation
- Manual and hydraulic

Predrilling
- 15.9 mm dia. pilot drill 50344030

Scope of supply
- Complete system consisting of punch, die, draw stud, counter nut and ball-bearing nut

Order info
- All punches available only as punch unit



Punch A x B	Max. Material thickness		Complete Unit	Individual parts for manual operation					Mounting hole-dia.	Adapter for hydr. punch driver
										
mm	mm (St37)	Operating mode	Part No.	Punch	Die	Draw studs	Ball bearing nut	Counter nut	mm	Part No.
19.5 x 16.3	2.0	Hand/Hydr.	**50610861**			52020113	50347330	50046381	12.7	50339672
20.2 x 17.6	2.0	Hand/Hydr.	**50610892**			52020113	50347330	50046381	12.7	50339672
23.2 x 19.2	2.0	Hand/Hydr.	**50610922**			52020113	50347330	50046381	12.7	50339672
23.2 x 20.2	2.0	Hand/Hydr.	**50610953**			52020113	50347330	50046381	12.7	50339672
34.9 x 28.6	2.0	Hand/Hydr.	**50600982**			50601660	50601652	50602586	23.8	50601679

Keyway punch



Suitable for
- Mild steel (St37), plastic and aluminum up to 2.0 mm thick

Operation
- Manual and hydraulic

Predrilling
- 23.8 mm dia. pilot drill 50300083

Scope of supply
- Complete system consisting of punch, die, draw stud, counter nut and ball-bearing nut

Punch A x B x C	Max. Material thickness		Complete Unit	Individual parts for manual operation					Mounting hole-dia.	Adapter for hydr. punch driver
										
mm	mm (St37)	Operating mode	Part No.	Punch	Die	Draw studs	Ball bearing nut	Counter nut	mm	Part No.
12.2 x 1.4 x 0.8	1.5	Hand/Hydr.	**50601016**	51601020	51601030	50601156	50601202	50052446	9.5	50601148
29.7 x 3.1 x 2.5	2.0	Hand/Hydr.	**50601040**	51601050	51601060	50601660	50601652	50602586	23.8	50601679
32.1 x 4.0 x 2.5	2.0	Hand/Hydr.	**50601075**	51601080	51601090	50601660	50601652	50602586	23.8	50601679
33.7 x 2.6 x 2.5	2.0	Hand/Hydr.	**50601105**	51601110	50601121	50601660	50601652	50602586	23.8	50601679

Cylinder lock punch



Suitable for
- Mild steel (St37) up to 1.5 mm thick and aluminum 3.5 mm

Operation
- Manual and hydraulic

Predrilling
- 12.7 mm dia. pilot drill 50344102

Scope of supply
- Complete system consisting of punch, die, draw stud, counter nut and ball-bearing nut

Punch A x B x C	Max. Material thickness		Complete Unit	Individual parts for manual operation						Mounting hole-dia.	Adapter for hydr. punch driver
											
mm	mm (St37)	Operating mode	Part No.	Punch	Die	Draw studs	Ball bearing nut	Counter nut	Spacer bushing	mm	Part No.
17.0 x 33.3 x 10.5	2.0	Hand/Hydr.	**50053078**	50053027	50053035	50053043	50347330	90500113	50053051	12.7	50339672

Sub-Min “D” punch

Suitable for
- Mild steel (St37) up to 1.5 mm thick and aluminum 3.5 mm
- Front or rear mounting

Operation
- Manual and hydraulic

Predrilling
- 12.7 mm dia. pilot drill 50344102

Scope of supply
- Complete system consisting of punch, die, draw stud, counter nut and ball-bearing nut



Standard	Number Pole	Operating mode	Dimension			Complete Unit	Individual parts for manual operation			Adapter for hydr. punch driver
			A mm	B mm	C mm	Part No.	Punch	Ball bearing nut	Counter nut	Part No.
229	9	Hand/Hydr.	20.0	24.9	11.9	**50344366**	52020113	50347330	50046381	50339672
231	15	Hand/Hydr.	28.6	33.3	11.9	**50344374**	52020113	50347330	50046381	50339672
RS232	25	Hand/Hydr.	42.0	47.1	11.9	**50344200**	52020113	50347330	50046381	50339672
234	37	Hand/Hydr.	58.3	63.4	11.9	**50344293**	52020113	50347330	50046381	50339672
238	50	Hand/Hydr.	55.9	61.0	14.7	**50344447**	52020113	50347330	50046381	50339672

Special shape punches for heavy duty connectors



Characteristics
- Rectangular punches for heavy duty connectors feature a drilling jig built into the die, for drilling the 4 locating holes.

Suitable for
- Mild steel (St37) up to 3.0 mm thick and aluminum up to 3.5 mm

Operation
- Hydraulic

Predrilling
- 30.2 mm dia. pilot drill 50364146

Scope of supply
- Complete system consisting of punch, die, draw stud and counter nut

	Punch size A x B	Max. Material thickness		Complete Unit	Individual parts for manual operation		Mounting hole-dia.
							
Item	mm	mm	Operating mode	Part No.	Punch	Counter nut	mm
Special shape punch for heavy duty connectors 36 x 52 mm	36.0 x 52.0	3.0	Hydraulic	**52033816**	52033836	52033844	30.2
Special shape punch for heavy duty connectors 36 x 65 mm	36.0 x 65.0	3.0	Hydraulic	**52033817**	52033836	52033844	30.2
Special shape punch for heavy duty connectors 36 x 86 mm	36.0 x 86.0	3.0	Hydraulic	**52033818**	52033836	52033844	30.2
Special shape punch for heavy duty connectors 36 x 91 mm	36.0 x 91.0	3.0	Hydraulic	**52033819**	52033836	52033844	30.2
Special shape punch for heavy duty connectors 36 x 112 mm	36.0 x 112.0	3.0	Hydraulic	**52033820**	52033836	52033844	30.2
Special shape punch for heavy duty connectors 46 x 86 mm	46.0 x 86.0	3.0	Hydraulic	**52033831**	52033836	52033844	30.2
Special shape punch for heavy duty connectors 46 x 112 mm	46.0 x 112.0	3.0	Hydraulic	**52033832**	52033836	52033844	30.2
Special shaped punch HAN Yellock® 30 with 4 centre mark points 47.2 x 56.4 mm	47.2 x 56.4	3.0 / 3.0 VA	Hydraulic	**52058591****	52033836	52033844	30.2
Special shaped punch HAN Yellock® 30 with 4 centre mark points 47.2 x 56.4 mm	47.2 x 85.5	3.0 / 3.0 VA	Hydraulic	**52058592****	52033836	52033844	30.2

Draw studs for shaped punch

Order info

- To increase the service life, we recommend greasing the draw studs with Greenlee installation paste no. 50115472
- Sizes given in diameter x length
- Subject to tolerance deviations

Item	Part No.	
Draw stud for shape punch 19 x 117 mm	**50601180**	
Draw stud for shape punch 12.7 x 117 mm	**50601660**	
Draw stud for shape punch 12.7 x 117 mm	**50601172**	
Draw stud for shape punch 9.5 x 135 mm	**50053043**	
Draw stud for shape punch 9.5 x 93 mm	**50601130**	
Draw stud for shape punch 9.5 x 95 mm	**51601160**	
Draw stud for shaped punch 9.5 x 88 mm	**52020113**	
Draw stud for shape punch 6.3 x 87 mm	**50601156**	

Force for punched holes to 143.7 mm.

Hydraulic punches for manual and battery powered operation.

No matter whether hand, foot or battery powered, all hydraulic punches serve just one purpose: punching holes. Yet, contrary to popular belief, personal preferences have very little to do with choosing a punch. The punches are suitable for various applications or for holes up to certain sizes.

In addition, each punch has its own particular features that come into their own depending on the application.







Greenlee punching tools permit punching operations in various shapes and sizes.

- **Hydraulic punches for hand operation with straight head.**
- **Hydraulic punches for hand operation with angled and rotating head.**
- **Hydraulic punches for foot operation.**
- **Hydraulic punches for battery and mains operation.**

Battery powered punch for every angle: *LS 50-L FLEX*

- Head rotatable through 360°.
- Compact design with high punching force of 60 kN and automatic limit switch.



Benefits:

- Effortless operations even in difficult areas thanks to ergonomic and lightweight design.
- Can be used with all Greenlee round and special shaped punches.
- The integrated control preserves the tools and significantly increases service life, thereby saving you money.

LS 60-L: Punches *60 mm (PG48) holes* in 8 seconds *and shuts off automatically.*



- Punches 60 mm (PG48) holes in ST37 up to 3 mm in just 8 seconds.
- **Integrated micro processor control shuts off motor once punching operation is complete.**

Benefits:

- Considerably faster punching operations save you time.
- The integrated control **preserves the tools and significantly increases service life**, thereby saving you money.

- *More on Page 549.*

Features of hydraulic punches.

	Hand operation	Foot operation	Battery/ mains operation	Max. hole, round	Max. hole, square	Max. punching force	Automatic shut-off
Quick Draw™	✔			64 mm	68 x 68 mm	80 kN	
Quick Draw™ 90°	✔			64 mm	68 x 68 mm	80 kN	
LS 50-L FLEX			✔	143.7 mm	104.8 x 104,8 mm	60 kN	✔
LS 60-L			✔	96 mm	104.8 x 104,8 mm	60 kN	✔
Hydraulic punch with hand pump	✔			143.7 mm	138 x 138 mm	110 kN	
Hydraulic punch with foot pump		✔		143.7 mm	138 x 138 mm	110 kN	

Speed Nut



Up to 3 x faster then conventional punch draw stud setup

Characteristics

- Compatible with all Greenlee hand hydraulic and battery powered punch drivers
- Simple operation and great time-saving due to qucik-lock system
- Suitable for all rectangular punches up to 33.3 x 66.7 mm and square punches up to 46.0 x 46.0 mm

Item	Part No.
Speed Nut Set	**SLSN34**

Scope of supply	Part No.	Page
Speed Nut draw stud	SLSNDS34	546
Quick-lock bajonet coupling	SLSNN34	546

Keyway punch



Time-saving punching of slots for anti-twist protected parts

Suitable for

- Mild steel (St37) up to 3 mm thick
- Manual operation

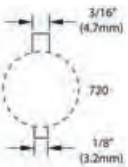

Item	Part No.
Keyway punch	**50265342**

Accessories	Art-Nr.	Seite
Spare punch for keyway punch	50265369	546
Spare die for keyway punch	50265385	546

Hydraulic punch driver Quick Draw™ 7804E

- Perfect for fast, straight on panel punching
- Develops 8 tons of hydraulic force for easy punching



Characteristics

- Hand hydraulic punch driver with straight head

Suitable for

- Special shape punches up to a maximum size of 68 x 68 mm or 35 x 65 mm
- Round punches up to ISO 63 (64 mm dia.)

Technical data	
Dimension	321 x 110 x 70 mm
Punching force	80 kN
Weight	2.5 kg

Item	Art.-Nr.
Quick Draw™ 7804E	**50342916**

Scope of supply	Part No.	Page
Hand hydraulic punch 7804E	50342886	547
Draw stud for punch with hydraulic operation 9.5 x 71 mm	51300430	535
Draw stud for hydraulic operation 19.0 x 105 mm	50318721	535
Spacer bush, short	50032488	547
Adapter 19.0 x 48 mm with internal thread 9,5 mm	50339672	535
Plastic case	50352024	547

Hydraulic punch driver Quick Draw 90™ 7904E

- Perfect for fast, straight-on front panel punching
- Head rotates 180° allows greater versatility in tight spaces



Characteristics

- Compact design
- Hand hydraulic punch driver with 90° head

Suitable for

- Special shape punches up to a maximum size of 68 x 68 mm or 35 x 65 mm
- Round punches up to ISO 63 (64 mm dia.)

Technical data	
Dimension	312 x 110 x 65 mm
Punching force	80 kN
Weight	3.35 kg

Item	Part No.
Quick Draw 90™ 7904E	**50342991**

Scope of supply	Part No.	Page
Hand hydraulic punch 7904E	50337866	547
Draw stud for punch with hydraulic operation 9.5 x 71 mm	51300430	535
Draw stud for hydraulic operation 19.0 x 105 mm	50318721	535
Spacer bush, short	50032488	547
Adapter 19.0 x 48 mm with internal thread 9,5 mm	50339672	535
Plastic case	50352024	547

Hand hydraulic driver





Flexible head allows greater versality in tight spaces

Characteristics

- Unlimited driver orientation

Suitable for

- Special shape punches up to a maximum size of 68 x 68 mm or 35 x 65 mm
- Round punches up to ISO 63 (64 mm dia.)

Order info

- Knockout punches not included
- Without punch

Technical data	
Dimension	340 x 150 x 85 mm
Punching force	80 kN
Weight	5 kg
Revolving/rotatable	360°

Item	Part No.
Hand hydraulic punching set	**52033843**

Scope of supply	Part No.	Page
Draw stud for hydraulic operation 9.5 mm to 19 mm, 122 mm	52042827	535
HSS Co5 step bit	52049371	548
Spacer bush, short	50032488	547
Plastic case		

LS 60-L Battery powered hydraulic punching tool

- **Automatic stop makes the punching tools last longer**
- **Lithium-ion technology allows long operating times and short recharging times**



Characteristics

- Battery-Powered punch driver with microprocessor
- Automatic retraction
- Automatic battery charge status recognition

Suitable for

- Punches up to 104.8 x 104.8 mm St37 2.0 mm
- Punches 92 x 92 mm or 46 x 92 mm, 68 x 68 mm or ISO 63 (64 mm dia.) round in St37 3 mm
- Suitable for 96 mm round - St37 2.5 mm
- Suitable for Slug Splitter up to 64 mm round - 2.5 mm stainless steel



Technical data	
Punching force	60 kN
Weight	3.9 kg
Battery capacity	3 Ah (RAL2 / BL1830)
Charging time	22 min. (RAL2 / BL1830)
Punching time	5 s at 22,5 mm dia., 3 mm mild steel 12 s at 61,5 mm dia., 3 mm mild steel
Ambient temperature	-15 to +40 °C
Head outside diameter	73 mm
Dimensions	325 x 285 x 80 mm
Punching capacity	90 punches/battery at 22.5 mm dia. and 3.5 mm mild steel 170 punches/battery at 2.,5 mm dia. and 3.5 mm mild steel 250 punches/battery at 22.5 mm dia. and 2.5 mm mild steel

Item	Part No.
Battery-operated hydraulic punch driver LS 60-L	**LS60L**

Scope of supply	Part No.	Page
Draw stud for punch with hydraulic operation 9.5 x 71 mm	51300430	535
Draw stud for hydraulic operation 19.0 x 105 mm	50318721	535
Spacer bush, short	50032488	547
Adapter 19.0 x 48 mm with internal thread 9,5 mm	50339672	535
HSS Co5 step bit	52049371	548
KKLS60LGL Plastic case	KKLS60LGL	549
Quick-charger for 18V Li-Ion batteries, 230 V	LGL1	400
Battery 18 V / 3.0 Ah, Li-Ion (54 Wh)	RAL2	316

Accessories	Part No.	Page
18 V mains adapter for 240 V Voltage	NG2230	399
EU plug		

LS 50-L Flex Battery powered hydraulic punching tool



- High flexibility using 360° rotating head
- Lithium-ion technology allows long operating times and short recharging times
- Automatic stop makes the punching tools last longer

Characteristics

- Battery-powered punch driver with microprocessor
- Automatic retraction
- Automatic battery charge status recognition

Suitable for

- Punches up to 104.8 x 104.8 mm St37 2.0 mm
- Punches 92 x 92 mm or 46 x 92 mm, 68 x 68 mm or ISO 63 (64 mm dia.) round in St37 3 mm
- Suitable for 144,1 mm round - St37 2.5 mm
- Suitable for Slug Splitter up to 64 mm round - 2.5 mm stainless steel

Order info

- Complete set incl. draw stud, pilot drill and spacer bush, battery and charger in case
- LBOXXLS50LFLEX: identical content, but in Sortimo L-BOXX



LS50LFLEX

NEW



LBOXXLS50LFLEX

Technical data	
Capacity	120 punch operations at Ø 22.5 mm, 3.4 mm mild steel resp. 190 punch operations at Ø 22.5 mm, 3 mm mild steel 280 punch operations at Ø 22.5 mm, 2.5 mm mild steel
Punching force	60 kN
Weight	2.1 kg
Battery voltage	18 V DC V
Battery capacity	3 (RAL2/BL1830) or 1.5 (RAL1/BL1815)
Charging time	22 min. (RAL2/BL1830) or 15 min. (RAL1/BL1815)
Punching time	5 s at 22,5 mm dia., 3 mm mild steel 6 s at 63,5 mm dia., 3 mm mild steel
Hydraulic oil	Rivolta S.B.H. 11
Ambient temperature	-15 to +40 °C
Dimensions	340 x 115 x 80 mm

Item	Part No.
Battery powered hydraulic punch driver LS 50-L FLEX	**LS50LFLEX**

Scope of supply	Part No.	Page
Quick-charger for 18V Li-Ion batteries, 230 V	LGL1	400
Battery 18 V / 3.0 Ah, Li-Ion (54 Wh)	RAL2	316
Draw stud for hydraulic operation 19.0 x 105 mm	50318721	535
Spacer bush, short	50032488	547
HSS Co5 step bit	52049371	548
Adapter 19.0 x 48 mm with internal thread 9,5 mm	50339672	535
Draw stud for punch with hydraulic operation 9.5 x 71 mm	51300430	535
Plastic case	KK50LFLEX	

Accessories	Part No.	Page
18 V mains adapter for 240 V Voltage	NG2230	399
EU plug		

Variants	Part No.	Page
L-BOXX with flexible battery powered hydraulic punch LS50LFLEX	LBOXXLS50L-FLEX	550

Hydraulic punch driver with hand pump



Compact design

Characteristics

- With hand pump, hose and cylinder
- Covers ranges up to 138 x 138 mm

Suitable for

- All punches up to 143.7 mm round and 138 x 138 mm square
- Suitable for mild steel up to 3.5 mm St37 and 3.5 mm V2A (depending on punch size)

Operation

- Hydraulic

Technical data	
Punching force	110 kN
Weight	8.3 kg

Item	Part No.
Hydraulic punch driver with hand pump, hose and cylinder	**50159062**

Scope of supply	Part No.	Page
Hydraulic cylinder	50170910	551
Draw stud for hydraulic operation 9.5 mm to 19 mm dia., 122 mm	52042827	535
Spacer bush, short	50032488	547
Spacer bush, medium	51032490	551
Spacer bush 38 mm, long	50069047	551
Kwik Stepper™ step bit 12.7 mm	50344102	551
767 Hydraulic hand pump	50132849	551
Hydraulic hose, 0.9 m	50063022	551
Draw stud for hydraulic operation 19.0 x 137 mm	52045040	535

Hydraulic punch driver with foot pump



Characteristics
- With foot pump, hose and cylinder
- Covers ranges up to 138 x 138 mm

Suitable for
- For all punches
- Up to 143.7 mm round and 138 x 138 mm square
- Suitable for mild steel up to 3.5 mm St37 and 3.5 mm V2A (depending on punch size)

Operation
- Hydraulic

Technical data	
Punching force	110 kN
Weight	15.2 kg

Item	Part No.
Hydraulic punch driver with foot pump, hose and cylinder	**50250973**

Scope of supply	Part No.	Page
Hydraulic cylinder	50170910	551
Spacer bush, short	50032488	547
Spacer bush, medium	51032490	551
Spacer bush 38 mm, long	50069047	551
Kwik Stepper™ step bit 12.7 mm	50344102	551
1725 Hydraulic foot pump	50313533	552
Hydraulic hose	50377299	552
Draw stud for hydraulic operation 9.5 mm to 19 mm dia., 122 mm	52042827	535
Draw stud for hydraulic operation 19.0 x 137 mm	52045040	535

Assembly paste



- **Increases the service life**
- **Prevents “seizing”**
- **Screws and nuts threads resistant to wear**

Suitable for
- Statically and dynamically high stressed thread connections

Item	Part No.
Assembly paste, 30g	**50115472**

Portable C-frame punch driver, 15.2 - 34.6 mm

Fast, one shot punching - no pre-drilling of pilot holes required



Order info

- For actuation we recommend hydraulic foot pump 1725, Part No. 50313533, hand pump 767, Part No. 50132849 or electro-hydraulic pump Part No. 50052799
- When using AHP700L the adapter CMGSK is required

Technical data	
Throat	200 mm
Weight	6.8 kg
Punching capacity	up to 3 mm St37
Punching range	15.2 - 34.6 mm

Item	Part No.
Portable C-frame punch driver 1731	**50159119**

Scope of supply	Part No.	Page
Punch adapter 9.5 mm	50132768	553
Punch adapter 19 mm	50132776	553
Punch Pg 16	51040060	553
Punch Pg 21	51040080	553
Punch 34.6 mm	50040103	553
Die Pg 16 (22.5 mm)	50120875	553
Die Pg 21 (28.3 mm)	50120867	553
Die 34.6 mm	50120859	553
Metal case	50166344	553

Accessories	Part No.	Page
Punch Pg 9 (15.2 mm)	50213164	553
Die Pg 9 (15.2mm)	50185578	553
Punch Pg 11 (18.6 mm)	50177001	553
Die Pg 11 (18.6 mm)	50185586	553
Punch Pg 13 (20.4 mm)	50176978	553
Die Pg 13 (20.4 mm)	50185594	553
Punch 30.5 mm (oil-tight)	50362828	553
Die 30.5 mm (oil-tight)	50371037	553
Die ISO 16	50766421	553
Die ISO 20	50766438	553
Die ISO 25	50766445	553
Die ISO 32	50766452	553
Punch ISO 16	50351931	553
Punch ISO 25	50039865	553
Punch ISO 32	50244590	553

Portable C-frame punch driver, 15.2 - 115.4 mm



Suitable for

- For use with standard punches and dies, punching range 15.2 to 115.4 mm

Order info

- For actuation we recommend hydraulic hand pump 755, Part No. 50156772 or electro-hydraulic pump 50052799
- When using AHP700L the adapter CMGSK is required

Technical data	
Throat	200 mm
Weight	27 kg
Punching capacity	up to 3 mm St37
Punching range	15.2 bis 115.4 mm

Item	Part No.
Portable C-frame punch driver 1732	**50273612**

Scope of supply	Part No.	Page
Die adapter 9.5 mm	50117912	554
Die adapter 19 mm	50117904	554
Die adapter 28.6 mm	50117890	554
Die adapter 9.5 mm	50132660	554
Die adapter 19 mm	50132679	554
Die adapter 28.6 mm	50132687	554
Hexagonal nut	90542657	554
Metal case	50273353	554

Accessories	Part No.	Page
Punch Pg 9 (15.2 mm)	50213164	553
Die Pg 9 (15.2mm)	50185578	553
Punch Pg 11 (18.6 mm)	50177001	553
Die Pg 11 (18.6 mm)	50185586	553
Punch Pg 13 (20.4 mm)	50176978	553
Die Pg 13 (20.4 mm)	50185594	553
Punch 30.5 mm (oil-tight)	50362828	553
Die 30.5 mm (oil-tight)	50371037	553
Die ISO 16	50766421	553
Die ISO 20	50766438	553
Die ISO 25	50766445	553
Die ISO 32	50766452	553
Punch ISO 16	50351931	553
Punch ISO 25	50039865	553
Punch ISO 32	50244590	553

LSK 120 Hydraulic hole punching head - basic tool

- Fast and precise cutting
- Punching in just a few seconds
- Compact design permits working in tight areas



Suitable for

- For punching aluminum and copper up to 10 mm thick.
- Hole diameters: 6.5 - 17 mm
- Centric punching: 120 mm max. material width
- Drive with EHP 4 and AHP 700-L available

Order info

- Operation with EHP 4 and AHP 700-L adapter CMGSK required

Technical data	
Max. operating pressure	max. 700 bar
Max. compressive force	160 kN
Dimension	234 x 174 x 88 mm
Weight	approx. 9.5 kg

Item	Part No.
Hydraulic hole punching head LSK 120	**50052110**

Accessories	Part No.	Page
Punch and die Ø 6.5 mm	50052276	555
Punch and die Ø 8.5 mm	50052284	555
Punch and die Ø 11 mm	50052292	555
Punch and die Ø 13 mm	50052306	555
Punch and die Ø 15 mm	50052314	555
Punch and die Ø 17 mm	50052322	555

Slug Buster® punch set for all applications from ISO 16 - 40



Suitable for
- Mild steel (St37), plastic and aluminum up to 3.5 mm thick

Operation
- Manual

Predrilling
- Draw stud 9.5 mm dia., pilot drill 9.7 mm dia. 50360183
  Draw stud 19 mm dia., pilot drill 20.5 mm dia. 50344030

Item	Part No.	
Slug Buster® punch set ISO 16 - 40	**50366920**	
Scope of supply	**Part No.**	**Page**
Slug Buster® punch set ISO 16/20/25/32/40	50356178SET	563
Draw studs for manual operation Ø 9.5 x 40 mm	50000420	534
Draw studs for manual operation Ø 19.0 x 55 mm	50040405	534
Ratchet	50349414	556
Kwik Stepper™ step bit 9.7 mm	50360183	556
Plastic case	50366858	556

Slug Buster® punch set for all applications from PG 9 to PG 21 and 30.5 mm



Suitable for
- Mild steel (St37), plastic and aluminum up to 3.5 mm thick

Operation
- Manual

Predrilling
- Draw stud 9.5 mm dia., pilot drill 9.7 mm dia. 50360183
  Draw stud 19 mm dia., pilot drill 20.5 mm dia. 50344030

Item	Part No.	
Slug Buster® punch set PG 9 - PG 21 and 30.5 mm	**50366904**	
Scope of supply	**Part No.**	**Page**
Slug Buster® punch set PG 9 - PG 21, 30.5 mm	50323989SET	564
Draw studs for manual operation 9.5 x 40 mm	50000420	534
Ratchet	50349414	556
Kwik Stepper™ step bit 9.7 mm	50360183	556
Plastic case	50366858	556

Slug Buster® punch set for ISO 16 - 63



Suitable for
- Mild steel (St37), plastic and aluminum up to 3.5 mm thick

Operation
- Manual

Predrilling
- Draw stud 9.5 mm dia., pilot drill 9.7 mm dia. 50360183
  Draw stud 19 mm dia., pilot drill 20.5 mm dia. 50344030

Item	Part No.	
Slug Buster® punch set ISO 16 - 63	**50366939**	
Scope of supply	**Part No.**	**Page**
Slug Buster® punch set ISO 16 - 63	50068920SET	563
Draw studs for manual operation 9.5 x 40 mm	50000420	534
Draw studs for manual operation 19.0 x 55 mm	50040405	534
Ratchet	50349414	556
Kwik Stepper™ step bit 9.7 mm	50360183	556
Plastic case	50366858	556

Slug Buster® punch set for all applications from PG 9 - 48 and 30.5 mm



Suitable for
- Mild steel (St37), plastic and aluminum up to 3.5 mm thick

Operation
- Manual

Predrilling
- Draw stud 9.5 mm dia., pilot drill 9.7 mm dia. 50360183
  Draw stud 19 mm dia., pilot drill 20.5 mm dia. 50344030

Item	Part No.	
Slug Buster® punch set PG 9 - PG 48 and 30.5 mm	**50366912**	
Scope of supply	**Part No.**	**Page**
Draw studs for manual operation 9.5 x 40 mm	50000420	534
Draw studs for manual operation 19.0 x 55 mm	50040405	534
Ratchet	50349414	556
Slug Buster® punch set PG 9 - PG 48, 30.5 mm	50328034SET	557
Plastic case	50366858	556

Speed Punch™ set ISO 16 - 40



- Up to 3x faster than conventional punching tools
- Quick and easy handling because there is no screwing and unscrewing the lock nut needed
- Compatible with all Greenlee hydraulic and battery powered punch drivers

Suitable for

- Mild steel (St37), plastic and aluminum up to 3.5 mm thick

Operation

- hydraulic

Predrilling

- Draw studs 9.5 mm, pilot drill 9.7 mm 50360183
  Draw studs 19 mm, pilot drill 20.5 mm 50344030

Scope of supply

- Complete system consisting of draw stud, speed lock, punch and die in 5 sizes including plastic case

Item	Part No.	
Slug Buster® punch set ISO 16 - 40	**50366920**	
Description	**Part No.**	**Page**
Punch & Die ISO 16 (16,2 mm)	52055431	534
Punch & Die ISO 20 (20,4 mm)	52055432	534
Punch & Die ISO 25 (25,4 mm)	52055434	534
Punch & Die ISO 32 (32,5 mm)	52055435	534
Punch & Die ISO 40 (40,5 mm)	52055436	534
SPEED LOCK & Draw stud 9,5 mm for ISO 16/20/25 and PG 16	52055439	534
SPEED LOCK & Draw stud 9,5 mm for ISO 32/40/50/63	52055440	534
Plastic case	KKSPISO16B63	

Speed Punch™ set ISO 16 - 63



- Up to 3x faster than conventional punching tools
- Quick and easy handling because there is no screwing and unscrewing the lock nut needed
- Compatible with all Greenlee hydraulic and battery powered punch drivers

Suitable for
- Mild steel (St37), plastic and aluminum up to 3.5 mm thick

Operation
- hydraulic

Predrilling
- Draw studs 9,5 mm, pilot drill 9,7 mm 50360183
  Draw studs 19 mm, pilot drill 20,5 mm 50344030

Scope of supply
- Complete system consisting of draw stud, speed lock, punch and die in 7 sizes including plastic case

Item	Part No.	
Speed Punch™ set ISO 16 – 63	**52055440SET**	
Scope of supply	**Part No.**	**Page**
Punch & Die ISO 16 (16,2 mm)	52055431	534
Punch & Die ISO 20 (20,4 mm)	52055432	534
Punch & Die ISO 25 (25,4 mm)	52055434	534
Punch & Die ISO 32 (32,5 mm)	52055435	534
Punch & Die ISO 40 (40,5 mm)	52055436	534
Punch & Die ISO 50 (50,8 mm)	52055437	534
Punch & Die ISO 63 (64,0 mm)	52055438	534
SPEED LOCK & Draw stud 9,5 mm for ISO 16/20/25 and PG 16	52055439	534
SPEED LOCK & Draw stud 9,5 mm for ISO 32/40/50/63	52055440	534
Plastic case	KKSPISO16B63	

SLUG-SPLITTER® punch set (stainless steel) ISO 16 - 40



- Unique punch profile
- Split slugs fall free and can be removed easily

Suitable for
- Stainless steel (V2A), mild steel (St37), plastic and aluminum up to 3.5 mm thick

Operation
- Hydraulic

Predrilling
- Draw stud 19 mm, pilot drill 20.5 mm dia. 50344030
  Draw stud 11.1 mm, pilot drill 12.7 mm dia. 50344102

Item	Part No.	
Slug Splitter® punch set (stainless steel) ISO 16/20/25/32/40	**50766803**	
Scope of supply	**Part No.**	**Page**
SLUG-SPLITTER® punch set (stainless steel) 16.2 mm	50069527	533
SLUG-SPLITTER® punch set (stainless steel) 20.4 mm	50069543	533
SLUG-SPLITTER® punch set (stainless steel) 25.4 mm	50069560	533
SLUG-SPLITTER® punch set (stainless steel) 32.5 mm	50069594	533
SLUG-SPLITTER® punch set (stainless steel) 40.5 mm	50069616	533
Draw stud for hydraulic operation 11.1 mm to 19 mm dia., 108 mm	50294512	535
Draw stud for hydraulic operation 19 x 140 mm	50294520	535
Plastic case	KKSSISO16B63	

SLUG-SPLITTER® punch set (stainless steel) ISO 16 - 63



- Unique punch profile
- Split slugs fall free and can be removed easily

Suitable for

- Stainless steel (V2A), mild steel (St37), plastic and aluminum up to 3.5 mm thick

Operation

- Hydraulic

Predrilling

- Draw stud 19 mm dia., pilot drill 20.5 mm dia. 50344030
  Draw stud 11.1 mm dia., pilot drill 12.7 mm dia. 50344102

Item	Part No.	
Slug Splitter® punch set (stainless steel) ISO 16/20/25/32/40/50/63	**50766797**	
Scope of supply	**Part No.**	**Page**
SLUG-SPLITTER® punch set (stainless steel) 16.2 mm	50069527	533
SLUG-SPLITTER® punch set (stainless steel) 20.4 mm	50069543	533
SLUG-SPLITTER® punch set (stainless steel) 25.4 mm	50069560	533
SLUG-SPLITTER® punch set (stainless steel) 32.5 mm	50069594	533
SLUG-SPLITTER® punch set (stainless steel) 40.5 mm	50069616	533
SLUG-SPLITTER® punch set (stainless steel) 50.8 mm	50069632	533
SLUG-SPLITTER® punch set (stainless steel) 64 mm	50069667	533
Draw stud for hydraulic operation 11.1 mm to 19 mm dia., 108 mm	50294512	535
Draw stud for hydraulic operation 19 x 140 mm	50294520	535
Plastic case	KKISO16B63	

Slug Buster® hand hydraulic punch driver set PG 9 - 21, 30.5 mm



Suitable for

- Mild steel (St37), plastic and aluminum up to 3.5 mm thick

Operation

- Hydraulic

Predrilling

- Draw stud 9.5 mm dia., pilot drill 9.7 mm dia. 50360183
  Draw stud 19 mm dia., pilot drill 20.5 mm dia. 50344030

Item	Part No.	
Slug Buster® hand hydraulic punch driver set PG 9 - PG 21 and 30.5 mm	**50356119SET**	
Scope of supply	**Part No.**	**Page**
Hand hydraulic punch 7804E	50342886	547
Draw stud for punch with hydraulic operation 9.5 x 71 mm	51300430	535
Draw stud for hydraulic operation 19.0 x 105 mm	50318721	535
Spacer short	50032488	547
Adapter 19.0 dia. x 48 mm with internal thread 9.5 mm	50339672	535
Slug Buster® punch set PG 9 - PG 21, 30.5 mm	50323989SET	556
Plastic case	50352024	547

Slug Buster® hand hydraulic punch driver set 90° PG 9 - 21, 30.5 mm



Suitable for
- Suitable for mild steel (ST37), plastic and aluminum up to 3.5 mm thick

Operation
- Hydraulic

Predrilling
- Draw stud 9.5 mm dia., pilot drill 9.7 mm dia. 50360183
  Draw stud 19 mm dia., pilot drill 20.5 mm dia. 50344030

Item	Part No.	
Slug Buster® hand hydraulic punch driver set PG 9 - PG 21 and 30.5 mm	**50356151SET**	
Scope of supply	**Part No.**	**Page**
Hand hydraulic punch 7904E	50337866	547
Draw stud for punch with hydraulic operation 9.5 x 71 mm	51300430	535
Draw stud for hydraulic operation 19.0 x 105 mm	50318721	535
Spacer, short	50032488	547
Adapter 19.0 dia. x 48 mm with internal thread 9.5 mm	50339672	535
Slug Buster® punch set PG 9 - PG 21, 30.5 mm	50323989SET	556
Plastic case	50352024	547

Slug Buster® hand hydraulic punch driver set ISO 16 - 40



Suitable for
- Suitable for mild steel (ST37), plastic and aluminum up to 3.5 mm thick

Operation
- Hydraulic

Predrilling
- Draw stud 9.5 mm dia., pilot drill 9.7 mm dia. 50360183
  Draw stud 19 mm dia., pilot drill 20.5 mm dia. 50344030

Item	Part No.	
Slug Buster® hand hydraulic punch driver set ISO 16 - 40	**50356143SET**	
Scope of supply	**Part No.**	**Page**
Hand hydraulic punch 7804E	50342886	547
Draw stud for punch with hydraulic operation 9.5 x 71 mm	51300430	535
Draw stud for hydraulic operation 19.0 x 105 mm	50318721	535
Spacer, short	50032488	547
Adapter 19.0 x 48 mm with internal thread 9.5 mm	50339672	535
Slug Buster® punch set ISO 16/20/25/32/40	50356178SET	556
Plastic case	50352024	547

Slug Buster® hand hydraulic punch driver set 90° ISO 16 - 40



Suitable for
- Suitable for mild steel (ST37), plastic and aluminum up to 3.5 mm thick

Operation
- Hydraulic

Predrilling
- Draw stud 9.5 mm dia., pilot drill 9.7 mm dia. 50360183
  Draw stud 19 mm dia., pilot drill 20.5 mm dia. 50344030

Item	Part No.	
Slug Buster® hand hydraulic punch driver set ISO 16 - 40	**50356160SET**	
Scope of supply	**Part No.**	**Page**
Hand hydraulic punch 7904E	50337866	547
Draw stud for punch with hydraulic operation 9.5 x 71 mm	51300430	535
Draw stud for hydraulic operation 19.0 x 105 mm	50318721	535
Spacer, short	50032488	547
Adapter 19.0 x 48 mm with internal thread 9.5 mm	50339672	535
Slug Buster® punch set ISO 16/20/25/32/40	50356178SET	556
Plastic case	50352024	547

Hand hydraulic punching set 90° ISO 16 - 40





Flexible head allows greater versatility in tight spaces

Suitable for
- Special shape punches up to a maximum size of 68 x 68 mm or 35 x 65 mm
- Round punches up to ISO 63 (64 mm dia.)

Item	Part No.	
Hand hydraulic punching set ISO 16 - 40	**52034233**	
Scope of supply	**Part No.**	**Page**
Slug Buster® punch set ISO 16/20/25/32/40	50356178SET	556
Draw stud for hydraulic operation 9.5 mm to 19 mm, 122 mm	52042827	535
Draw stud for hydraulic operation 19.0 x 105 mm	50318721	535
Spacer, short	50032488	547
HSS Co5 step bit	52049371	548
Plastic case		

Slug Buster® punch set ISO 16 - 40



- For quick, clean, effortless and burr-free holes
- Split slugs fall free and can be removed easily

Suitable for
- Mild steel (St37), plastic and aluminum up to 3.0 mm thick

Operation
- Manual and hydraulic

Predrilling
- Draw stud 9.5 mm dia., pilot drill 9.7 mm dia. 50360183
  Draw stud 19 mm dia., pilot drill 20.5 mm dia. 50344030

Scope of supply
- Complete system consisting of punches, dies and plastic case in 5 sizes

Item	Part No.
Slug Buster® punch set ISO 16/20/25/32/40	**50356178SET**

Accessories	Part No.	Page
Plastic case	KKISO16B63	

Slug Buster® punch set ISO 16 - 63



- Long service life
- Less effort thanks to simple use

Suitable for
- Mild steel (St37), plastic and aluminum up to 3.5 mm thick

Operation
- Manual and hydraulic

Predrilling
- Draw stud 9.5 mm dia., pilot drill 9.7 mm dia. 50360183
  Draw stud 19 mm dia., pilot drill 20.5 mm dia. 50344030

Scope of supply
- Complete system consisting of punches, dies and plastic case in 7 sizes

Item	Part No.
Slug Buster® punch set ISO 16/20/25/32/40/50/63	**50068920SET**

Accessories	Part No.	Page
Plastic case	KKISO16B63	

Slug Buster® punch set PG 9 - 21, 30.5 mm



- Unique punch profile
- Split slugs fall free and can be removed easily

Suitable for
- Mild steel (St37), plastic and aluminum up to 3.5 mm thick

Operation
- Manual and hydraulic

Predrilling
- Draw stud 9.5 mm dia., pilot drill 9.7 mm dia. 50360183
  Draw stud 19 mm dia., pilot drill 20.5 mm dia. 50344030

Scope of supply
- Complete system consisting of punches, dies and plastic case in 6 sizes

Item	Part No.
Slug Buster® punch set PG 9/11/13/16/21 and 30.5 mm	**50323989SET**

Accessories	Part No.	Page
Plastic case	KKPG9B48	

Slug Buster® punch set PG 9 - 48, 30.5 mm



- Unique punch profile
- Split slugs fall free and can be removed easily

Suitable for
- Mild steel (St37), plastic and aluminum up to 3.5 mm thick

Operation
- Manual and hydraulic

Predrilling
- Draw stud 9.5 mm dia., pilot drill 9.7 mm dia. 50360183
  Draw stud 19 mm dia., pilot drill 20.5 mm dia. 50344030

Scope of supply
- Complete system consisting of punches, dies and plastic case in 9 sizes

Item	Part No.
Slug Buster® punch set PG 9/11/13/16/21/29/36/48 and 30.5 mm	**50328034SET**

Accessories	Part No.	Page
Plastic case	KKPG9B48	

GREENLEE
A Textron Company

Deep cuts, *fast change.*







Bi-metal and carbide-tipped hole saws and arbors.

Hole saws are used extensively to cut holes in different materials. These tools differentiate from other brands (manufacturers) by their extremely long service life. Their clever design enables a quick and easy blade change.





Countersink hole saws ensure burr free holes for easy mounting of electrical outlets.

- **For nominal dimensions from 14 mm to 152 mm.**
- **Suitable for a range of materials.**

A strong back plate **for precise concentricity.**

- **Solid back plate for increased stability.**
- For installing wall outlets, halogen lightings etc.

Benefits:
- The reinforced back plate gives additional stability, creating more precise holes.
- Hole saws are multi-purpose tools, and so fewer tools are needed.





A little more: **Cutting depth to 41.3 mm.**

- Cutting depth of 41.3 mm.
- For metal, aluminum, wood and plastic, stainless steel, cast iron, fibreglass, non-ferrous metal.

Benefits:
- These hole saws achieve deeper cuts than tools from other suppliers.
- You need **just one hole saw for a range of materials.**

For fast change: *Kwik Change™.*

- **Bayonet connection for fast** hole saw change.
- Ejector spring makes removal of slugs easier.

Benefits:
- The bayonet connection significantly reduces tooling thus, saving you time.
- Slugs are mechanically expelled - accelerating drilling operations.



More on Page 572.



The multi-purpose tool: *HKP carbide-tipped hole saw.*

- Optimised chip clearance.
- **Suitable for a range of materials.**

Benefits:
- Safe and fast operations.
- One tool for numerous applications.

HSS bi-metal hole saws



- Vibration-reduction and high true running accuracy due to thick back section
- Positive combi-toothing easily assured, precise cut
- Cooling slots ensure low heat build-up

Characteristics

- Positive rake variable pitch design provides faster and easier cutting
- Variable pitch design
- Max. cutting depth 41.3 mm
- Tooth hardness Rc 65-68

Suitable for

- For mild steel, cast iron, brass, aluminum, fibreglass, wood and plastic

Order info

- Arbors have to be ordered separately, not included in scope of supply

Part No.	Item	Punch size	Standard size		Weight	Recommended cutting speed r.p.m. for					
		mm	Pg	ISO	g	mild steel	stainless steel	cast iron	non-ferrous metal	aluminum	wood
50191314	HSS bi-metal hole saws 14 mm	14			46	580	300	400	790	900	800
52057722	HSS bi-metal hole saws 15 mm	15			46	580	300	400	790	900	800
52057723	HSS bi-metal hole saws 16 mm	16	Pg 9	ISO 16	46	550	275	365	730	825	760
52057724	HSS bi-metal hole saws 17 mm	17			46	500	250	330	665	750	720
52057725	HSS bi-metal hole saws 18 mm	18			46	500	250	330	665	750	720
52057726	HSS bi-metal hole saws 19 mm	19	Pg 11		46	460	230	300	600	690	680
52057727	HSS bi-metal hole saws 20 mm	20		ISO 20	46	445	220	290	580	660	640
52057728	HSS bi-metal hole saws 21 mm	21	Pg 13		46	425	195	280	560	635	580
52057729	HSS bi-metal hole saws 22 mm	22	Pg 16		46	390	195	260	520	585	560
52057730	HSS bi-metal hole saws 23 mm	23			46	380	190	250	510	570	540
52057731	HSS bi-metal hole saws 24 mm	24			46	370	185	245	494	555	520
52057732	HSS bi-metal hole saws 25 mm	25		ISO 25	46	350	175	235	470	525	500
52057733	HSS bi-metal hole saws 26 mm	26			46	325	160	215	435	480	500
52057734	HSS bi-metal hole saws 27 mm	27			46	300	150	200	400	450	450
52057735	HSS bi-metal hole saws 28 mm	28			46	300	150	200	400	450	450
52057736	HSS bi-metal hole saws 29 mm	29	Pg 21		91	285	145	190	380	425	430
52057737	HSS bi-metal hole saws 30 mm	30			91	270	140	180	360	410	410
52057738	HSS bi-metal hole saws 32 mm	32		ISO 32	91	270	140	180	360	410	410
52057739	HSS bi-metal hole saws 33 mm	33			46	250	125	165	330	375	370
52057740	HSS bi-metal hole saws 35 mm	35			46	240	120	160	315	360	30
52057741	HSS bi-metal hole saws 36 mm	36			91	240	120	160	315	360	30
52057742	HSS bi-metal hole saws 37 mm	37	Pg 29		91	230	115	150	300	345	330
52057743	HSS bi-metal hole saws 38 mm	38			91	220	110	145	290	330	310
52057744	HSS bi-metal hole saws 40 mm	40		ISO 40	91	210	110	140	280	315	290
52057745	HSS bi-metal hole saws 41 mm	41			91	205	105	135	270	305	270
52057746	HSS bi-metal hole saws 42 mm	42			137	205	105	135	270	305	270
52057747	HSS bi-metal hole saws 43 mm	43			91	195	100	130	260	295	250
52057748	HSS bi-metal hole saws 44 mm	44			91	190	95	125	250	285	230
52057749	HSS bi-metal hole saws 45 mm	45			91	190	95	125	250	285	230
52057750	HSS bi-metal hole saws 46 mm	46			137	180	90	120	240	270	210
52057751	HSS bi-metal hole saws 48 mm	48	Pg 36		91	180	90	120	240	270	210
52057752	HSS bi-metal hole saws 50 mm	50		ISO 50	91	170	85	115	230	255	200
52057753	HSS bi-metal hole saws 51 mm	51			137	165	80	110	220	245	200
52057754	HSS bi-metal hole saws 52 mm	52			137	165	80	110	220	245	200
52057755	HSS bi-metal hole saws 53 mm	53			137	160	80	105	210	240	190
52057756	HSS bi-metal hole saws 54 mm	54	Pg 42		137	160	80	105	210	240	190
52057757	HSS bi-metal hole saws 55 mm	55			137	150	75	100	200	225	185
52057758	HSS bi-metal hole saws 57 mm	57			227	150	75	100	195	225	185
52057760	HSS bi-metal hole saws 59 mm	59			137	140	70	95	190	220	180
52057761	HSS bi-metal hole saws 60 mm	60	Pg 48		137	135	70	90	180	205	180

Part No.	Item	Punch size mm	Standard size Pg	Standard size ISO	Weight g	Recommended cutting speed r.p.m. for mild steel	stainless steel	cast iron	non-ferrous metal	aluminum	wood
52057762	HSS bi-metal hole saws 63 mm	63		ISO 63	182	130	65	85	175	200	175
52057763	HSS bi-metal hole saws 65 mm	65			182	130	65	85	170	195	170
52057764	HSS bi-metal hole saws 67 mm	67			182	125	60	80	160	185	165
52057765	HSS bi-metal hole saws 68 mm	68			182	125	60	80	160	185	160
52057766	HSS bi-metal hole saws 70 mm	70			182	120	55	80	160	180	160
52057767	HSS bi-metal hole saws 73 mm	73			182	115	55	75	150	170	150
52057768	HSS bi-metal hole saws 74 mm	74			182	115	55	75	150	170	150
52057769	HSS bi-metal hole saws 75 mm	75			227	115	55	75	150	170	150
52057770	HSS bi-metal hole saws 76 mm	76			227	110	55	70	140	165	145
52057771	HSS bi-metal hole saws 80 mm	80			227	110	55	70	140	165	145
52057773	HSS bi-metal hole saws 83 mm	83			273	105	50	70	140	155	140
52057774	HSS bi-metal hole saws 86 mm	86			273	100	50	65	130	150	135
52057775	HSS bi-metal hole saws 89 mm	89			273	95	45	65	130	145	130
52057776	HSS bi-metal hole saws 92 mm	92			273	95	45	60	120	130	120
52057777	HSS bi-metal hole saws 95 mm	95			318	95	45	60	120	135	110
52057778	HSS bi-metal hole saws 98 mm	98			318	90	40	60	120	135	110
52057779	HSS bi-metal hole saws 102 mm	102			318	85	10	55	110	130	100
50191772	HSS bi-metal hole saws 105 mm	105			363	80	40	55	110	120	110
50191780	HSS bi-metal hole saws 108 mm	108			363	80	40	55	110	120	110
50191799	HSS bi-metal hole saws 111 mm	111			363	80	40	50	100	120	110
50191802	HSS bi-metal hole saws 114 mm	114			409	75	40	50	100	105	100
50191810	HSS bi-metal hole saws 121 mm	121			499	75	35	50	95	95	100
50191829	HSS bi-metal hole saws 127 mm	127			545	65	35	45	90	90	100
50191837	HSS bi-metal hole saws 140 mm	140			545	60	35	35	85	85	100
50191845	HSS bi-metal hole saws 152 mm	152			636	55	35	35	75	75	100

HSS bi-metal hole saw set

Positive combi-toothing easily assured, precise cut

Characteristics

- High true running accuracy
- Less effort when cutting

Suitable for

- Metal, brass, fibreglass, non-ferrous metal, cast iron, aluminum, wood and plastics



Part No.	Description	Nominal size mm	Standard size Pg	Standard size ISO	52059292SET Electro II	52059293SET Universal	50069497SET ISO16-63	52059294SET Plumbing	50292099SET 830PG	52059295SET Standard	50125630SET Electro
52057723	Bi-Metal Hole Saw	16	PG9	ISO 63		•	•		•	•	
52057724	Bi-Metal Hole Saw	17									
52057726	Bi-Metal Hole Saw	19	PG11			•		•	•	•	
52057727	Bi-Metal Hole Saw	20		ISO20			•				
52057728	Bi-Metal Hole Saw	21	PG13						•		
52057729	Bi-Metal Hole Saw	22	PG16		•	•			•	•	
52057731	Bi-Metal Hole Saw	24						•			
52057732	Bi-Metal Hole Saw	25		ISO25		•	•				
52057733	Bi-Metal Hole Saw	26									
52057736	Bi-Metal Hole Saw	29	PG21		•	•		•	•	•	
52057737	Bi-Metal Hole Saw	30							•		
52057738	Bi-Metal Hole Saw	32		ISO32			•				
52057739	Bi-Metal Hole Saw	33									
52057740	Bi-Metal Hole Saw	35			•	•				•	•

Part No.	Description	Nominal size mm	Standard size		52059292SET Electro II	52059293SET Universal	50069497SET ISO16-63	52059294SET Plumbing	50292099SET 830PG	52059295SET Standard	50125630SET Electro
			Pg	ISO							
52057742	Bi-Metal Hole Saw	37	PG29						•		
52057743	Bi-Metal Hole Saw	38				•		•			
52057744	Bi-Metal Hole Saw	40		ISO40			•				
52057745	Bi-Metal Hole Saw	41									
52057748	Bi-Metal Hole Saw	44			•	•		•		•	
52057751	Bi-Metal Hole Saw	48	PG36						•		
52057752	Bi-Metal Hole Saw	50		ISO50			•				
52057753	Bi-Metal Hole Saw	51			•	•					
52057754	Bi-Metal Hole Saw	52								•	
52057758	Bi-Metal Hole Saw	57						•		•	
52057761	Bi-Metal Hole Saw	60	PG48						•		
52057762	Bi-Metal Hole Saw	63		ISO63	•	•	•				
52057764	Bi-Metal Hole Saw	67						•		•	
52057765	Bi-Metal Hole Saw	68			•						•
52057769	Bi-Metal Hole Saw	75									•
52057770	Bi-Metal Hole Saw	76				•					
52033839	Countersink for Hole Saw 68mm										•
52057780	Arbor 14 to 30 mm				•	•	•	•	•	•	•
52057781	Arbor 32 to 152 mm				•	•	•	•	•	•	•
52059258	Case				•	•	•	•	•	•	•

Electro set with countersink



Characteristics

- Sockets can be mounted flush with the wall.
- Countersink with two specially-hardened cutting teeth

Suitable for

- Steel, non-ferrous metal, aluminum, cast iron, wood, plastic and building materials

Scope of supply

- Consisting of hole saws 35 mm, 68 mm, 75 mm, countersink for 68 mm hole saw, arbor with pilot drill and counter nut for hole saws 32 - 152 mm and spare HSS pilot drill 6.35 mm dia.

Item	Part No.
Electro set with countersink 35/68/75 mm	**50125630SET**

Scope of supply	Part No.	Page
HSS bi-metal hole saw 35 mm	52057740	568
HSS bi-metal hole saw 68 mm	52057765	569
HSS bi-metal hole saw 75 mm	52057769	569
Countersink for hole saws	52033839	570
Arbor for HSS bi-metal hole saws 8.6 mm	52057781	570
Plastic case	52059258	570

Arbor for HSS bi-metal hole saws 14 - 30 mm



Suitable for

- Sizes from 14 mm - 30 mm

Item	Part No.
Arbor 6.3 mm	**50371576**
Arbor 7.9 mm	**50385224**
Arbor 8.6 mm	**52057780**
Arbor 11.1 mm	**50371550**

Arbor for HSS bi-metal hole saws 32 - 152 mm

Suitable for

- Sizes from 32 mm - 51 mm
- Sizes from 32 mm - 152 mm

Item	Part No.
Arbor 7.9 mm for HSS bi-metal hole saws 32 - 51 mm	**50371541**
Arbor 8.6 mm for HSS bi-metal hole saws 32 - 152 mm	**52057781**
Arbor 11.1 mm for HSS bi-metal hole saws 32 - 152 mm	**50371568**



SDS arbor for HSS bi-metal hole saws

Suitable for

- Sizes from 32 mm - 152 mm
- Sizes from 14 mm - 30 mm

Item	Part No.
SDS arbor for HSS bi-metal hole saws 14 - 30 mm	**50069691**
SDS arbor for HSS bi-metal hole saws 32 - 152 mm	**50069292**



Interchangeable pilot drill arbor for HSS bi-metall hole saws

Item	Part No.
Interchangeable pilot drill arbor for HSS bi-metall hole saws	**52057782**



Kwik Change carbide-tipped hole saw



Bayonet connection allows quick change of hole saws

Characteristics

- Ejector spring pushes the metal out of the hole saw
- Triangular arbor 9.5 mm for 50057529
- Triangular arbor 12.7 mm for 50057537

Suitable for

- Steel, stainless steel, non-ferrous metals, plastics, light building boards and wood to 4.5 mm thick

Order info

- Arbors are not included in scope of supply, to be ordered separately
- Hole saws 19 - 54 mm - Arbor 50057529
- Hole saws 64 - 76 mm - Arbor 50057537

Item	True dimension mm	Standard size		Part No.
		Pg	ISO	
Kwik Change carbide-tipped hole saw 19 mm	19	Pg 11		**50056930**
Kwik Change carbide-tipped hole saw 22 mm	22.2	Pg 16		**50056956**
Kwik Change carbide-tipped hole saw 25 mm	25.4		ISO 25	**50056964**
Kwik Change carbide-tipped hole saw 29 mm	28.6	Pg 21		**50056972**
Kwik Change carbide-tipped hole saw 31 mm	31			**50056980**
Kwik Change carbide-tipped hole saw 32 mm	31.8		ISO 32	**50056999**
Kwik Change carbide-tipped hole saw 35 mm	34.9			**50057006**
Kwik Change carbide-tipped hole saw 37 mm	36.5	Pg 29		**50059599**
Kwik Change carbide-tipped hole saw 38 mm	38.1			**50057014**
Kwik Change carbide-tipped hole saw 45 mm	44.4			**50057022**
Kwik Change carbide-tipped hole saw 51 mm	50.8			**50057030**
Kwik Change carbide-tipped hole saw 54 mm	54	Pg 42		**50059602**
Kwik Change carbide-tipped hole saw 64 mm	63.5		ISO 63	**50057057**
Kwik Change carbide-tipped hole saw 76 mm	76.2			**50057073**

Kwik Change carbide-tipped hole saw set



Bayonet connection allows quick change of hole saws

Characteristics

- Arbor 50057529
- Ejector spring pushes the metal out of the hole saw

Suitable for

- Steel, stainless steel, non-ferrous metals, plastics, light building boards and wood to 4.5 mm thick

Item	Part No.
Kwik Change carbide-tipped hole saw set PG 16, PG 21, 35 mm, 45 mm, ISO 50	**50057669**
Kwik Change carbide-tipped hole saw set PG 16, PG 21, 35 mm	**50058207**

Kwik Change arbor



Suitable for

- Sizes 16 mm - 58 mm; 60 mm - 76 mm

Order info

- Arbors are not included in scope of supply, to be ordered separately

Item	Part No.
Kwik Change arbor 16 - 58 mm	**50057529**
Kwik Change arbor 60 - 76 mm	**50057537**

Pilot drill for arbor



Item	Part No.
Pilot drill for arbor 50057529	**50057618**
Pilot drill for arbor 50057537	**50057626**

HKP carbide-tipped hole saw





- Easy chip removal with extra wide tooth pitch
- No clogging or burning of carbide teeth

Characteristics

- Groove permits easy removal of the drilling core
- Maximum cutting depth: 60 mm
- Flute covers two third of the total length

Suitable for

- Wood, chipboard, coated chipboard, pressboard, PVC, fibreglass, plaster board, porous concrete, claystone and clay tiles

Item	Part No.
HKP carbide-tipped hole saw 35 mm without arbor	**52033834**
HKP carbide-tipped hole saw 68 mm without arbor	**52033835**
HKP carbide-tipped hole saw 74 mm without arbor	**52033837**
HKP carbide-tipped hole saw set 35, 68 and 74 mm incl. 3-zone arbor, SDS arbor, HSS and HM pilot drill	**52033833**
HKP carbide-tipped hole saw set 68 mm incl. 3-zone arbor, HSS and HM pilot drill, countersink	**52034333**

Accessories	Part No.	Page
3-zone arbor 70 mm long, shaft diameter 13 mm	52034328	574
SDS arbor shaft for HKP carbide-tipped hole saw	52034329	574

Carbide-tipped hole saw



- Carbide-tipped cutting edges for long service life and clean cuts
- Interchangeable cobalt steel pilot drill with unique tip to prevent long chips

Characteristics

- Cuts quick, clean and accurate holes in stainless steel, copper, aluminum and steel
- Flange stop prevents over drilling
- Maximum cutting depth: 10 mm
- Maximum material thickness: 4 mm

Item	True dimension	Minimum chuck size	Standard size		Recommended cutting speed r.p.m.		Part No.
			Pg	ISO	Stainless steel	mild steel	
	mm	mm					
Carbide-tipped hole saw 19 mm (Pg 11)	19.0	6.4	Pg 11		550	800	**50383248**
Carbide-tipped hole saw 22.2 mm (PG16)	22.2	6.4	Pg 16		475	690	**50383264**
Carbide-tipped hole saw 25.4 mm	25.4	9.5		ISO 25	415	600	**50383272**
Carbide-tipped hole saw 28.6 mm (PG21)	28.6	9.5	Pg 21		370	535	**50383280**
Carbide-tipped hole saw 30.5 mm	30.5	9.5			345	500	**50383299**
Carbide-tipped hole saw 31.7 mm	31.7	9.5			330	485	**50383302**
Carbide-tipped hole saw 35 mm	35.0	9.5			300	435	**50383310**
Carbide-tipped hole saw 38.1 mm	38.1	9.5			275	400	**50383329**
Carbide-tipped hole saw 44.4 mm	44.4	9.5			235	340	**50383337**
Carbide-tipped hole saw 50.8 mm	50.8	9.5		ISO 50	205	300	**50383345**
Carbide-tipped hole saw 63.5 mm	63.5	12.7		ISO 63	165	240	**50383361**

Pilot drill for carbide-tipped hole saws

Suitable for

- Wood, aluminum, steel, plastic, fibreglass and stainless steel

Item	Part No.
Interchangeable pilot drill for carbide-tipped hole saws 19 mm - 50.8 mm	**50398725**
Interchangeable pilot drill for carbide-tipped hole saws 63.5 mm	**50383906**



Carbide-tipped hole saw set

- **Carbide-tipped cutting edges for long service life and clean cuts**
- **Interchangeable cobalt steel pilot drill with unique tip to prevent long chips**
- **Cuts quick, clean and accurate holes in stainless steel, copper, aluminum and steel**



Characteristics

- Flange stop prevents over drilling
- Maximum cutting depth: 10 mm
- Maximum material thickness: 4 mm

Item	Part No.	
Carbide-tipped hole saw set PG 16, PG 21 and 35 mm	**50035991**	
Scope of supply	**Part No.**	**Page**
Carbide-tipped hole saw 22.2 mm (PG16)	50383264	574
Carbide-tipped hole saw 28.6 mm (PG21)	50383280	574
Carbide-tipped hole saw 35 mm	50383310	574
Pilot drill for carbide-tipped hole saws	50398725	575
Plastic case		

Step by step
burr-free.



Precise step bits milled using the latest CNC technology.

For burr-free drilling of sheet metal, pipes, non-ferrous metals, stainless steel and plastics.

Step bits are top quality products and manufactured to the latest standards using CNC technology.







Step bits are suitable for a wide range of materials and surfaces.

- **For holes from 3.2 mm to 40 mm.**
- **Suitable for a wide range of materials.**
- **With spiral flute and edge breaker.**

Burr-free *thanks to the edge breaker: Kwik Stepper™ step bits.*

- For the burr-free drilling and reaming of sheet metal, pipes, non-ferrous metals, stainless steel and plastics.
- **Centering, drilling and deburring in one operation.**

Benefits:

- Step bits are multi-purpose tools and can be used for a wide range of materials.





Spiral flute for **more holes** *with* **less effort.**

- Spiral flute (DBGM) reduces effort **and improves cutting performance.**

Benefits:

- Less effort means less wear and tear.
- The holes are more precise and operation is trouble free.

90% transmission zone, 0% slippage: *ROTASTOP®.*

- Tool change in a flash.
- **Maximum torque transmission.**
- 90% transmission zone on the drills.



Benefits:

- No more drill slippage, making your work more efficient.
- Faster tool change.
- Improved power transmission.

Features of bits.

Step bits	Drilling range mm Ø	Step sizes mm Ø	Length mm	Number of steps	Shank mm Ø	Rota-stop®
50344013	3.2 – 12.7	3.2 / 4.0 / 4.8 / 5.6 / 6.4 / 7.1 / 7.9 / 8.7 / 9.5 / 10.3 / 11.1 / 11.9 / 12.7	80	13	6.4	
50364022	4.8 – 12.7	4.8 / 6.4 / 7.9 / 9.5 / 11.1 / 12.7	80	6	6.4	
50344110	22.2	22.2	85	1	9.5	
50344030	4.8 – 22.2	4.8 / 6.4 / 7.9 / 9.5 / 11.1 / 12.7 / 14.3 / 15.9 / 17.5 / 19.1 / 20.6 / 22.2	85	12	9.5	
50300083	22.2 – 28.6	12.7 / 22.2 / 28.6	57	3	9.5	
50364146	22.2 – 34.9	22.2 / 28.6 / 31.0 / 31.8 / 34.9	73	5	9.5	
50360183	9.7	Pilot drill for Greenlee draw studs Ø 9.5 mm	40	1	6.4	
50344102	12.7	Pilot drill for Greenlee draw studs Ø 11.1 mm	40	1	6.4	
50360205	Pg 7 – 21	Pg7 / Pg9 / Pg11 / Pg13 / Pg16 / Pg21/30.5	90	7	9.5	
50360221	ISO 16 – 32	For ISO dimensions 16 / 20 / 25 / 32	80	4	9.5	
50069845	4 – 12	4.0 / 5.0 / 6.0 / 7.0 / 8.0 / 9.0 / 10.0 / 11.0 / 12.0	80	9	6.0	✔
50069853	4 – 20	4.0 / 6.0 / 8.0 / 10.0 / 12.0 / 14.0 / 16.0 / 18.0 / 20.0	67	9	8.0	✔
50069861	6 – 30	6.0 - 30.0 (2.0 mm steps)	98	13	10.0	✔
50069870	6 – 36	6.0 - 36.0 (3.0 mm steps)	82	11	12.0	✔
50069888	ISO 12 – 40	For ISO sizes 12 / 16 / 20 / 25 / 32 / 40	110	6	12.0	✔

Kwik Stepper™ step bit



Characteristics
- For burr-free drilling of mild steel, pipes, non-ferrous metals and plastics.
- Drilling range from 3.2 mm - 34.9 mm

Suitable for
- Reaming of mild steel, pipes, non-ferrous metals and plastic

Item	Drilling range dia.	Step sizes dia.	Total length	Number of steps	Shank dia.	Part No.
	mm	mm	mm		mm	
Kwik Stepper™ step bit 3.2 - 12.7 mm	3.2 - 12.7	3.2 / 4.0 / 4.8 / 5.6 / 6.4 / 7.1 / 7.9 / 8.7 / 9.5 / 10.3 / 11.1 / 11.9 / 12.7	80	13	6.4	**50344013**
Kwik Stepper™ step bit 4.8 - 12.7 mm	4.8 - 12.7	4.8 / 6.4 / 7.9 / 9.5 / 11.1 / 12.7	80	6	6.4	**50364022**
Kwik Stepper™ step bit 22.2 mm	22.2	22.2	85	1	9.5	**50344110**
Kwik Stepper™ step bit 4.8 - 22.2 mm	4.8 - 22.2	4.8 / 6.4 / 7.9 / 9.5 / 11.1 / 12.7 / 14.3 / 15.9 / 17.5 / 19.1 / 20.6 / 22.2	85	12	9.5	**50344030**
Kwik Stepper™ step bit 22.2 - 28.6 mm	22.7 - 28.6	12.7 / 22.2 / 28.6	57	3	9.5	**50300083**
Kwik Stepper™ step bit 22.2 - 34.9 mm	22.2 - 34.9	22.2 / 28.6 / 31.0 / 31.8 / 34.9	73	5	9.5	**50364146**
Kwik Stepper™ step bit 9.7 mm	9.7	For drilling pilot holes for Greenlee draw studs dia. 9.5 mm	40	1	6.4	**50360183**
Kwik Stepper™ step bit 12.7 mm	12.9	For drilling pilot holes for Greenlee draw studs dia.11.1 mm	40	1	6.4	**50344102**
Kwik Stepper™ step bit Pg 7-21	Pg 7-21	Pg7 / Pg9 / Pg11 / Pg13 / Pg16 / Pg21 / 30.5	90	7	9.5	**50360205**
Kwik Stepper™ step bit ISO 16-32	ISO 16 – 32	ISO 16 / 20 / 25 / 32	80	4	9.5	**50360221**

Kwik Stepper™ step bit with ROTASTOP® shaft

- Longer lifetime
- Less force needed
- Improved cutting performance
- Smooth cutting
- Minimum burr



Characteristics

- Drilling range from 4 mm - 40.5 mm

Suitable for

- Reaming of mild steel, pipes, non-ferrous metals and plastic

Item	Drilling range dia.	Step sizes dia.	Total length	Number of steps	Shank dia.	Part No.
	mm	mm	mm		mm	
Kwik Stepper™ step bit with ROTASTOP® shaft 4 - 12 mm	4 – 12	4.0 / 5.0 / 6.0 / 7.0 / 8.0 / 9.0 / 10.0 / 11.0 / 12.0	80	9	6.0	**50069845**
Kwik Stepper™ step bit with ROTASTOP® shaft 4 - 20 mm	4 – 20	4.0 / 6.0 / 8.0 / 10.0 / 12.0 / 14.0 / 16.0 / 18.0 / 20.0	67	9	8.0	**50069853**
Kwik Stepper™ step bit with ROTASTOP® shaft 6 - 30 mm	6 – 30	6.0 / 8.0 / 10.0 / 12.0 / 14.0 / 16.0 / 18.0 / 20.0 / 22.0 / 24.0 / 26.0 / 28.0 / 30.0	98	13	10.0	**50069861**
Kwik Stepper™ step bit with ROTASTOP® shaft 6 - 36 mm	6 – 36	6.0 / 9.0 / 12.0 / 15.0 / 18.0 / 21.0 / 24.0 / 27.0 / 30.0 / 33.0 / 36.0	85	11	12.0	**50069870**
Kwik Stepper™ step bit with ROTASTOP® shaft ISO 12 - 40 mm	ISO 12 - 40	For ISO sizes 12 / 16 / 20 / 25 / 32 / 40	110	6	12.0	**50069888**

Kwik Stepper™ step bit set

- Longer lifetime
- Less force needed
- Improved cutting performance
- Smooth cutting
- Minimum burr



Characteristics

- Drilling range from 4 - 30 mm

Suitable for

- Reaming of mild steel, pipes, non-ferrous metals and plastic

Item	Part No.
Kwik Stepper™ step bit set	**50069900**

Scope of supply	Part No.	Page
Kwik Stepper™ step bit with ROTASTOP® shaft 4 - 12 mm	50069845	579
Kwik Stepper™ step bit with ROTASTOP® shaft 4 - 20 mm	50069853	579
Kwik Stepper™ step bit with ROTASTOP® shaft 6 - 30 mm	50069861	579

Combi bit set in plastic cassette M 3 - M 10



▸ **Drill, tap and deburr in one operation**

Suitable for

- For use with mild steel, non-ferrous metals and plastics

Item	Part No.	
Combi bit set in plastic cassette M 3 - M 10	**50116304**	
Scope of supply	**Part No.**	**Page**
Combi bit M3	50116312	580
Combi bit M4	50116320	580
Combi bit M5	50116339	580
Combi bit M6	50116347	580
Combi bit M8	50116355	580
Combi bit M10	50116363	580
Combi bit holder	50116371	580



„Greenlee processing tools make your workshop mobile. This makes you much more flexible and efficient in plant and control cabinet construction.“

Friedrich Reusch

Special cutting tools 584
Machining tools for bus bars 589
Pumps and pump accessories 592



On-site processing *and installation.*

Tools and systems for plant and control cabinet construction.



Plant and control cabinet construction requires not only tools for cable assembly and connection, but numerous additional tools as well. That's why the Greenlee range offers tools such as the bus bar tool centre for cutting, punching and stepping bus bars, which would otherwise not be possible on site.

High quality, transportable profile rail cutters, punching tools and wiring duct cutters also permit fast on-site operations.



- **Bus Bar Tool Centre for stationary and portable operations.**
- **Wiring duct cutters for plastic ducts.**
- **Appliances for processing DIN profile rails.**
- **Various drive units.**

Bus bars for on-site operations.



- One compact tool for bending, cutting, punching and offsetting copper bus bars up to 120 mm x 12 mm.
- Compact design and low weight.
- Easy handling and change of tools.

Benefits:

- One tool for all bus bar operations, **all operations can be completed quickly everywhere**.
- Suitable for solid and laminated bus bars.
- All working operations can easily be completed with just one tool with a push of a button.







More on Page 589.

Easy cutting and punching of *DIN profile rails.*

- For all standard DIN profile rails.
- 5 profiles in standard range.

Benefits:

- All standard DIN profile rails can be processed on site.
- Even the standard range offers a host of options.

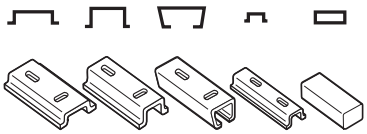



Fast and clean cutting of *wiring ducts*.



- Wiring duct cutter for plastic channels up to 125 mm wide and 2.5 mm thick.
- Burr-free cutting.
- 90° angle cutting.

Benefits:

- Wiring ducts can be cut anywhere with this tool.
- Maximum precision during cutting prevents mistakes and defects.
- Wiring ducts can be precisely cut with just a few operations.

More on Page 588.

PVC pipe cutter



Characteristics

- Ratchet version

Technical data	
Cutting range	to 32 mm

Item	Part No.
PVC pipe cutter	**50042530**

Accessories	Part No.	Page
Replacement blade	50003550	

DIN rail cutting and punching tool



- **For burr-free cutting and punching**
- **Less force needed**
- **Includes die plate holder with 5 profiles**

Suitable for

- Punches vertical and horizontal mounting holes 6.4 x 12.0 mm
- With holes for workbench assembly

Item	Part No.
DIN rail cutting and punching tool	**50115413**

Scope of supply	Part No.	Page
Hand lever	50115421	
Length stop 1 m	50115430	
Cutting die set	50115448	
Centering mask	50115456	
Fixing device	50115537	

Accessories	Part No.	Page
Special-cut plate upon request		
Special cutting die set incl. centering mask upon request		

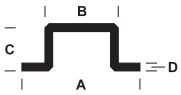

A - 35,0 mm B - 27,0 mm C - 7,5 mm D - 1,0 mm	A - 35,0 mm B - 27,0 mm C - 15,0 mm D - 1,5 mm	A - 34,0 mm C - 15,0 mm	A - 15,0 mm B - 10,5 mm C - 5,5 mm D - 1,0 mm	A - 10,0 mm C - 3,0 mm

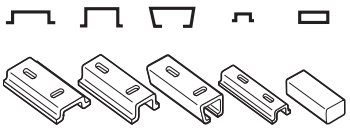

DIN rail cutting tool Compact

- For burr-free cutting
- Less force needed
- Includes cutting die set with 2 profiles

Suitable for

- With holes for workbench assembly
- Manual operation

Item	Length of rail guide mm	Length of hand lever mm	Part No.
DIN rail cutting tool Compact	1000	850	**52055684**



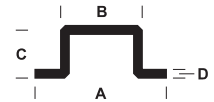

A - 35,0 mm
B - 27,0 mm
C - 7,5 mm
D - 1,0 mm

A - 35,0 mm
B - 27,0 mm
C - 15,0 mm
D - 1,5 mm

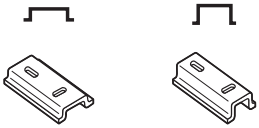

Wiring conduit cutter



- Burr-free cutting
- 90° angle cutting
- Less effort

Characteristics

- Standard plastic profile with 2.5 mm wall thickness and up to 125 mm width
- Blade easily replaceable
- Maintenance free

Technical data	
Cutting width	125 mm
Dimension	285 x 280 x 290 mm
Weight	10.5 kg
Length of rail guide	1000 mm
Length of hand lever	500 mm
Wiring duct (wall thickness)	2.5 mm

Item	Part No.
Wiring conduit cutter	**50125699**

Scope of supply	Part No.	Page
Hand lever		
Length stop		
Measurement scale		
Stainless steel support plate		

Accessories	Part No.	Page
Replacement blade for wiring conduit cutter	52047028	

Bus bar tool centre

- **Basic tool for bending, punching and cutting solid and laminated bus bars up to 120 x 12 mm**
- **Compact design and low weight**



Suitable for

- Operation with EHP4 or AHP700-L

Order Info

- For operation with EHP4 the adaptor CMGSK and additional Part No. „EHP4“ required (50052241EHP4). For operation with AHP700-L the adaptor CMGSK and plug Sbz4 required.

Technical data	
Crimping force	185 kN
Max. operating pressure	700 bar
Capacity	1.5 l / min.
Required oil volume	0.15 l
Dimension	480 x 500 x 360 mm
Weight	51 kg

Item	Part No.
Bus bar tool centre for operation with AHP700L	**50052241**

Bending tool

- **For Al/Cu material to max. 120 x 12 mm**
- **Bending radius 5.0 mm**



Characteristics

- max. bending angle 100°

Technical data	
Weight	7.1 kg

Item	Part No.
Bending tool, 5.0 mm bending radius	**50052250**

Punching tool I



Characteristics

- For Al/Cu solid bars up to max.12 mm and steel up to 10 mm thickness

Suitable for

- Hole diameters from 6.5 - 21 mm

Technical data	
Weight	4.5 kg

Item	Part No.
Punching tool I	**50052128**

Punch and die holder for punching tool I



Characteristics

- Al/Cu solid bars up to max. 12 mm and steel up to 10 mm material thickness

Item	Part No.
Punch and die Ø 6.5 mm	**50052276**
Punch and die Ø 8.5 mm	**50052284**
Punch and die Ø 11 mm	**50052292**
Punch and die Ø 13 mm	**50052306**
Punch and die Ø 15 mm	**50052314**
Punch and die Ø 17 mm	**50052322**
Punch and die Ø 21 mm	**50052330**
Oblong punch and die 6.5 x 13 mm	**50052349**
Oblong punch and die 8.5 x 16 mm	**50052357**
Oblong punch and die 11.0 x 20 mm	**50052365**
Oblong punch and die 13.0 x 20 mm	**50052373**
Oblong punch and die 17.0 x 20 mm	**50052381**

Punching tool III



Characteristics

- Solid and laminated bus bars from Al/Cu up to max. 12 mm and steel up to 10 mm thick

Suitable for

- Hole diameters from 6.5 - 21 mm

Technical data	
Weight	4.5 kg

Item	Part No.
Punching tool III	**50766919**

Punch and die holder for punching tool III



Characteristics

- Al/Cu solid and laminated bus bars up to max. 12 mm and steel up to 10 mm material thickness

Item	Part No.
Punch and die Ø 6.5 mm	**50115286**
Punch and diet Ø 8.5 mm	**50115294**
Punch and die Ø 11 mm	**50115308**
Punch and die Ø 13 mm	**50115316**
Punch and die Ø 15 mm	**50115324**
Punch and die Ø 17 mm	**50115332**
Punch and die Ø 21 mm	**50115340**
Oblong punch and die 6.5 x 13 mm	**50115359**
Oblong punch and die 8.5 x 16 mm	**50115367**
Oblong punch and die 11 x 20 mm	**50115375**
Oblong punch and die 13 x 20 mm	**50115383**
Oblong punch and die 17 x 20 mm	**50115391**

Cutting tool

Characteristics

- For Al/Cu material up to max. 120 x 12 mm



Technical data	
Weight	5.3 kg

Item	Part No.
Cutting tool	**50052144**

Offset tool

Characteristics

- Workpiece offset 5, 6, 8, 10 and 12 mm by using insertion plates
- For Al/Cu material up to max. 120 x 12 mm



Technical data	
Dimension	175 x 90 x 135 mm
Weight	10.0 kg

Item	Part No.
Offset tool	**50052152**

Accessory box made of aluminum for punching tools, empty

Suitable for

- Storage of accessories



Technical data	
Dimension	350 x 250 x 200 mm
Weight	4.3 kg

Item	Part No.
Accessory box made of aluminum for punching tools, empty	**50052160**

767 Hydraulic hand pump



Lightweight, portable hand pump

Characteristics

- In combination with punch cylinder 50170910 for all hole sizes
- Versatile operation - works in every position
- Incl. mounting holes for work bench assembly

Technical data	
Dimension	330 x 100 x 100 mm
Operating pressure	max. 460 bar
Weight	2.7 kg

Item	Part No.
Hydraulic hand pump 767	**50132849**

Accessories	Part No.	Page
Hydraulic hose 6.4 mm x 0.9 m	50383167	

1725 Hydraulic foot pump



Foot operation ensures two-handed operation of round and special shaped punches

Characteristics

- Lockable pedal for storage and transport
- In combination with punch cylinder 50170910 for all hole sizes
- Versatile operation

Technical data	
Dimension	400 x 200 x 150 mm
Operating pressure	max. 460 bar
Weight	5.0 kg

Item	Part No.
Hydraulic foot pump 1725	**50313533**

Accessories	Part No.	Page
Hydraulic hose 6.4 mm x 3 m	50377299	

755 High-pressure hydraulic hand pump



Powerful, portable hand pump

Characteristics

- In combination with punch cylinder 50170910 for all hole sizes
- Mounting holes for work bench assembly
- Works in every position
- Incl. 9.5 mm quick coupling with dust cap

Technical data	
Dimension	650 x 180 x 150 mm
Operating pressure	max. 700 bar
Weight	8.0 kg

Item	Part No.
High-pressure hydraulic hand pump 755	**50156772**

Accessories	Part No.	Page
Hydraulic hose 9.5 mm x 1.80 m	50112899	

Hydraulic hose 6.4 mm x 3 m

Characteristics
- For use with hydraulic foot pump 1725
- Filled with hydraulic oil



Item	Part No.	
Hydraulic hose 6.4 mm x 3 m	**50377299**	
Scope of supply	**Part No.**	**Page**
Hydraulic hose, 3.0 m	90525159	
Coupler plug	90541693	
Dust cap	90541707	

Hydraulic hose 9.5 mm x 1.80 m

Characteristics
- For use with pump 755
- Filled with hydraulic oil



Item	Part No.	
Hydraulic hose 9.5 mm x 1.80 m	**50112899**	
Scope of supply	**Part No.**	**Page**
Hydraulic hose, 1.8 m	90507606	
Quick action coupling	90508238	
Dust cap	90541707	

Hydraulic hose 6.4 mm x 0.9 m

Characteristics
- For use with hydraulic hand pump 767
- Without hydraulic oil



Item	Part No.	
Hydraulic hose 6.4 mm x 0.9 m	**50383167**	
Scope of supply	**Part No.**	**Page**
Hydraulic hose, 0.9 m	50063022	
Coupler plug	90541693	
Dust cap	90541707	

Hydraulic oil

Characteristics
- Specially-developed for GREENLEE hydraulic tools



Item	Part No.
Hydraulic oil 3.8 l	**90510593**
Hydraulic oil 0.95 l	**90508068**

*Now it's your turn.
Greenlee cable pulling systems – the easy way for you to lay cables and conductors in various applications.“*



Cristina Garcia,
Sales and Distribution

Fish tapes/pulling rods 596

Polyester 598
Perlon® 598
Nylon 599
Steel 599
Flex-O-Twist™ speed flex leader 599
Fibreglass cable pulling rods 600

Cable pulling systems 601

Speedy Spinner fibreglass 601
Flexi Spinner polyester 602
Oil-tempered spring steel fish tapes 602
Smart Butler fibreglass 605

Cable puller 607

Easy Roller cable drum unwinder 607
Cable puller 607

Pulling grips 610

Pulling grips, closed 610
Pulling grips, open 612

Accessory 613





GREENLEE®
A Textron Company

Pull by pull

Installing cables.

Cable pulling systems for light and heavy duty cables.

A host of technical solutions is available for cable pulling. These solutions vary greatly depending on the application or cable type. Our range offers solutions for light and heavy duty cables, and for long straight lines, angular channels or hollow spaces.



The Easy Roller simplifies the rolling and unrolling of cable drums.



- **Fish tapes from polyester, perlon, nylon, steel, fibreglass.**
- **Fibreglass winches for civil and industrial applications.**
- **Cable pulling rods for cavities and suspended ceilings.**
- **Cable puller for pulling heavy cables.**
- **Cable unwinder and accessories for convenient operations.**



Ultra Tugger™: Use via floor device.

For fast pulling in and out: *Speedy Spinner.*

- Fish tape lengths of 20, 30 and 40 m (Ø 3 mm).
- Fast pulling in and out with just one finger.
- Incl. extensive range of accessories and pulling aids.

Benefits:
- Flexible fibreglass spring ensures smooth operations.
- Accessories cover enables cables to be pulled out on the floor.
- Low weight for simple handling.





Perfect buddy with pulling aid: *Polyester tapes*

- Extremely flexible and almost unbreakable.
- Available in lengths of 10, 15, 20, 25 and 30 m.
- Replaceable spring guide head and eye.

Benefits:
- 50% less friction than nylon tapes.
- The higher thrust than nylon tapes makes installation easier.



Polyester tape in the winder housing

Strong supports: *Fibreglass pulling rods.*

- Extremely high tensile force.
- Practically unbreakable and extremely stable thanks to the special coating of the outer jacket.
- Flexible application with accessories such as LED lamp, chain, magnet, hook or adapter.

Benefits:
- Effortless operations, as well as easier and faster pulling of cables in ceilings, cavity walls and under-floors.





Polyester fish tapes green 4.5 mm



- 50% less friction than nylon tapes
- Extremely flexible and nearly unbreakable

Characteristics

- Drilled tape ensures high pressure thrust
- Facilitates pulling due to less friction
- Replaceable pulling eye and spring guide head

Order info

- Detailed information please find in application chart on page i-16

Length	Part No.	Diameter mm
10 m	**52055292**	4,5
15 m	**52055293**	4,5
20 m	**52055294**	4.5
25 m	**52055295**	4.5
30 m	**52055296**	4.5

Scope of supply	Part No.	Page
Pulling aid for pulling system 3 - 6 mm dia. (1)	52055311	602
Head with eye M5 (2)	52055398	602
Spring guide head with eye M5 7 mm dia.	52055397	602

Accessories	Part No.	Page
5-piece accessory set for polyester fish tapes	52055396	

Perlon fish tapes 4 mm



Characteristics

- With pressed M4 guide head
- Spring guide head and pulling eye can be screwed off

Order info

- Detailed information please find in application chart on page i-16

Length	Part No.	Diameter mm
5 m	**52055276**	4
10 m	**52055277**	4
15 m	**52055278**	4
20 m	**52055279**	4
25 m	**52055280**	4
30 m	**52055281**	4

Scope of supply	Part No.	Page
Comprising pulling eyes WW 1/2" (1) and spring guide head M4 (1)	52055288	598
Pulling eye M4		

Accessories	Part No.	Page
Comprising pulling eyes WW 1/2" (1) and spring guide head M4 (1)	52055288	

Nylon fish tapes 4 mm

Characteristics
- With pressed spring guide head and pulling eye WW 1/4"

Order info
- Detailed information please find in application chart on page i-16



Length	Part No.	Diameter mm
5 m	**52055270**	4
10 m	**52055271**	4
15 m	**52055272**	4
20 m	**52055273**	4
25 m	**52055274**	4
30 m	**52055275**	4

Steel fish tapes 4 mm

Characteristics
- With pressed spring guide head and pulling eye WW 1/4"

Order info
- Detailed information please find in application chart on page i-16



Length	Part No.	Diameter mm
5 m	**52055282**	4
10 m	**52055283**	4
15 m	**52055284**	4
20 m	**52055285**	4
25 m	**52055286**	4
30 m	**52055287**	4

Flex-O-Twist™ speed flex leader

Characteristics
- Especially suitable for sharp bends
- Flexible fish tape leader



Length	Part No.	
300 mm	**50308599**	

Fibreglass cable pulling rods



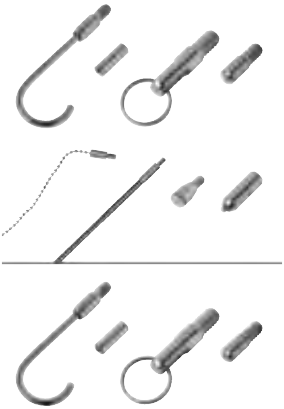

Characteristics

- Nearly unbreakable due to special outer sheath
- Time-saving cable laying
- Laying also under most difficult conditions

Suitable for

- Cable installation and laying
- Pulling or pushing

Part No.	Version
52055385	Consists of: 4 pcs. light green fibreglass sticks 5.6 mm dia. with WW connecting bushing, 1 pc. light green fibreglass stick 5.6 mm dia. with WW connecting bushing und swivel joint, 2 pcs. black fibreglass sticks 6 mm dia. with WW connecting bushing, 2 pc
52055386	Consists of: 3 pce. light green fibreglass sticks 5.6 mm dia. with WW connecting bushing, 1 pce. black fibreglass stick 6 mm dia. with WW connecting bushing, 1 pce. white nylon stick 4 mm dia. with WW connecting

Accessories	Part No.	Page
Accessory set, 8-pcs.	52055387	
Accessory set, 4-pcs.	52055388	

Speedy Spinner fibreglass cable pull system

- **Unique, user-friendly design**
- **Easy and fast tape pay-out and rewind**



Characteristics

- Both hands operation
- Unrolling on floors also possible
- Flexible fibreglass spring for fast tape pay-out and rewind
- High pushing force
- Accessory set included in scope of supply

Suitable for

- Tube diameter 16 - 32 mm

Order info

- Detailed information please find in application chart on page i-16

Item	Diameter mm	Length	Part No.
Speedy Spinner fibreglass cable pull system, 20 m	3.0	20 m	**52055298**
Speedy Spinner fibreglass cable pull system, 30 m	3.0	30 m	**52055299**
Speedy Spinner fibreglass cable pull system, 40 m	3.0	40 m	**52055300**

Scope of supply	Part No.	Page
Head with eye M5 for fibreglass tape 3 mm	52055304	
Spring guide head with eye M5 for fibreglass tape 3 mm	52055305	
Spring guide head with eye M5 - 10 mm for fibreglass tape 3 mm	52055306	
Starting leader joints M5	52055308	
Connecting sleeves for fibreglass 3 mm	52055309	
Cable grip 4 - 6 mm dia. for fibreglass tape	52055310	
Pulling aid for pulling system 3 - 6 mm (1)	52055311	602

Accessories	Part No.	Page
Speedy Spinner fibreglass replacement tape, 20 m	52055289	
Speedy Spinner fibreglass replacement tape, 30 m	52055290	
Speedy Spinner fibreglass replacement tape, 40 m	52055291	
Speedy Spinner repair set, 10-piece	52055303	

Flexi Spinner polyester cable pulling system



- Nearly unbreakable
- Approx. 50 % less frictional resistance as nylon and perlon
- High pushing force for large distances with narrow bends

Characteristics

- Highly-flexible polyester tape
- Modern design
- Rugged case

Order info

- Detailed information please find in application chart on page i-16

Item	Diameter mm	Length	Part No.
Flexi Spinner polyester cable pull system, 20 m	4.5	20 m	**52055389**
Flexi Spinner polyester cable pull system, 25 m	4.5	25 m	**52055390**
Flexi Spinner polyester cable pull system, 30 m	4.5	30 m	**52055391**
Flexi Spinner, winder case (empty)			**52055392**

Scope of supply	Part No.	Page
Pulling aid for pulling system 3 - 6 mm dia. (1)	52055311	602
Head with eye M5 (2)	52055398	602
Spring guide head with eye M5 7 mm dia.	52055397	602

Accessories	Part No.	Page
Polyester fish tape green 4.5 mm dia., 20 m	52055294	598
Polyester fish tape green 4.5 mm dia., 25 m	52055295	598
Polyester fish tape green 4.5 mm dia., 30 m	52055296	598
Pulling aid for pulling system 3 - 6 mm dia. (1)	52055311	602
Head with eye M5 (2)	52055398	602
Spring guide head with eye M5 7 mm dia.	52055397	602

MagnumPRO™ Oil-tempered spring steel fish tapes



Characteristics

- Winder case eases cable pulling
- Dirt-free tape finish
- High impact nylon winder case with large handle grip

Suitable for

- Pulling of cables over long distances

Item	Tape dimensions mm	Length	Part No.
MagnumPRO™ Oil-tempered spring steel fish tape 20 m	3.0 x 1.5	20 m	**52041709**
MagnumPRO™ Oil-tempered spring steel fish tape 30 m	6.3 x 1.5	30 m	**52041745**
MagnumPRO™ Oil-tempered spring steel fish tape 38 m	3.0 x 1.5	38 m	**52041741**
MagnumPRO™ Oil-tempered spring steel fish tape 73 m	3.0 x 1.5	73 m	**52041743**

Accessories	Part No.	Page
Rotating head eye for 3 mm fish tapes	50293672	
MagnumPRO™ Oil-tempered spring steel fish tape 60 m	52044594	

MagnumPRO™ Stainless steel fish tapes

- **Stainless, speed flex leader**
- **Slim pulling eye permits trouble-free pulling in long and winding conduits**



Characteristics

- Can be used in conjunction with every steel fish tape with a tape dimension of 3.0 x 1.5 mm
- High impact nylon winder case with large handle grip

Item	Tape dimensions mm	Length	Part No.
MagnumPRO™ Stainless steel fish tape, 30 m	3.0 x 1.5	30 m	**52041746**
MagnumPRO™ Stainless steel fish tape, 60 m	3.0 x 1.5	60 m	**52041747**

Accessories	Part No.	Page
Speed Flex leader for fish tapes with tape dimension 3.0 x 1.5 mm	50143921	603

MagnumPRO™ Nylon fish tapes

- **Non conductive, curl resistant nylon tape for fast, clean fishing**



Characteristics

- Diameter 4.8 mm
- High impact nylon winder case with large handle grip

Item	Diameter mm	Length	Part No.
MagnumPRO™ Nylon fish tape 4.8 mm dia., 15 m	4.8	15 m	**52041750**
MagnumPRO™ Nylon fish tape 4.8 mm dia., 30 m	4.8	30 m	**52041751**

Accessories	Part No.	Page
Replacement tip	50016644	603

MagnumPRO™ Flexible steel fish tapes



Characteristics

- Made of multi-strand steel cable
- Flexible type
- For quick and simple application
- High impact nylon winder case with large handle grip

Item	Diameter mm	Length	Part No.
MagnumPRO™ Flexible steel fish tape, 15 m	4.8	15 m	**52041748**
MagnumPRO™ Flexible steel fish tape, 30 m	4.8	30 m	**52041749**

MagnumPRO™ Fiberglass fish tapes



Characteristics

- Non-conductive fiberglass tape with low friction coating
- To fish in small and large conduits even with wire or cable in place
- High impact nylon winder case with large handle grip

Suitable for

- Data and telecommunication industry
- Pulling over distances from 15 m, 30 m, 45 m, 60 m, 76 m

Item	Diameter mm	Length	Part No.
MagnumPRO™ Fiberglass fish tape 4.5 mm dia., 15 m	4.5	15 m	**52041752**
MagnumPRO™ Fiberglass fish tape 4.5 mm dia., 30 m	4.5	30 m	**52041753**
MagnumPRO™ Fiberglass fish tape 4.8 mm dia., 60 m	4.8	60 m	**50357468**
MagnumPRO™ Fiberglass fish tape 4.8 mm dia., 76 m	4.8	76 m	**50357476**

Accessories	Part No.	Page
Fibreglass fish tape accessory set	50357506	
Pulling eyelet 3.0 mm	50359193	
Pulling eyelet 4.8 mm	50359304	

Steel fish tape EZ Reach

Characteristics
- With hand crank
- Flat steel tape for working above suspended ceilings, under carpets and through walls

Suitable for
- Pulling up to 7.5 m length



Item	Tape dimensions mm	Part No.
Steel fish tape EZ Reach 7.5 m	7,5 x 6	**50016962**

Smart Butler fibreglass cable pulling system with steel reel

- **Unique, user-friendly design, galvanised and sprayed**
- **Teflon-coated adapter for low resistance when rolling up and out**



Characteristics
- High pushing force
- Low-resistance winding and rewinding
- Secure working thanks to operative brake
- Effective working with accessory directly mounted on frame
- From steel reel 790 mm dia., incl. rollers

Item	Diameter mm	steel reel basket mm	Length	Weight kg	Version	Part No.
Smart Butler fibreglass cable pulling-in system 330 mm dia. steel reel basket, 40 m	4.5	Ø 330	40 m	4		**52055313**
Smart Butler fibreglass cable pulling-in system 330 mm dia. steel reel basket, 60 m	4.5	Ø 330	60 m	5		**52055315**
Smart Butler fibreglass cable pulling-in system 330 mm dia. steel reel basket, 80 m	4.5	Ø 330	80 m	6		**52055316**
Smart Butler fibreglass cable pulling-in system 550 mm dia. steel reel basket, 40 m	6.0	Ø 550	40 m	10		**52055325**
Smart Butler fibreglass cable pulling-in system 550 mm dia. steel reel basket, 60 m	6.0	Ø 550	60 m	11		**52055326**
Smart Butler fibreglass cable pulling-in system 550 mm dia. steel reel basket, 80 m	6.0	Ø 550	80 m	12		**52055327**
Smart Butler fibreglass cable pulling-in system 550 mm dia. steel reel basket, 100 m	6.0	Ø 550	100 m	12		**52055328**
Smart Butler fibreglass cable pulling-in system 660 mm dia. steel reel basket, 40 m	7.5	Ø 660	40 m	13		**52055337**
Smart Butler fibreglass cable pulling-in system 660 mm dia. steel reel basket, 60 m	7.5	Ø 660	60 m	14		**52055338**
Smart Butler fibreglass cable pulling-in system 660 mm dia. steel reel basket, 80 m	7.5	Ø 660	80 m	15		**52055339**

Item	Diameter mm	steel reel basket mm	Length	Weight kg	Version	Part No.
Smart Butler fibreglass cable pulling-in system 660 mm dia. steel reel basket, 100 m	7.5	Ø 660	100 m	17		**52055340**
Smart Butler fibreglass cable pulling-in system 660 mm dia. steel reel basket, 120 m	7.5	Ø 660	120 m	18		**52055341**
Smart Butler fibreglass cable pulling-in system 660 mm dia. steel reel basket, 40 m	9.0	Ø 660	40 m	14		**52055347**
Smart Butler fibreglass cable pulling-in system 660 mm dia. steel reel basket, 60 m	9.0	Ø 660	60 m	16		**52055348**
Smart Butler fibreglass cable pulling-in system 790 mm dia. steel reel basket, 80 m	9.0	Ø 790	80 m	31	incl. rollers	**52055349**
Smart Butler fibreglass cable pulling-in system 790 mm dia. steel reel basket, 100 m	9.0	Ø 790	100 m	33	incl. rollers	**52055350**
Smart Butler fibreglass cable pulling-in system 1000 mm dia. steel reel basket, 120 m	9.0	Ø 1000	120 m	35	incl. rollers	**52055351**
Smart Butler fibreglass cable pulling-in system 1000 mm dia. steel reel basket, 150 m	9.0	Ø 1000	150 m	37	incl. rollers	**52055352**
Smart Butler fibreglass cable pulling-in system 1000 mm dia. steel reel basket, 150 m	11.0	Ø 1000	150 m	53	incl. rollers	**52055359**
Smart Butler fibreglass cable pulling-in system 1000 mm dia. steel reel basket, 200 m	11.0	Ø 1000	200 m	60	incl. rollers	**52055360**
Smart Butler fibreglass cable pulling-in system 1000 mm dia. steel reel basket, 250 m	11.0	Ø 1000	250 m	67	incl. rollers	**52055361**
Smart Butler fibreglass cable pulling-in system 1000 mm dia. steel reel basket, 300 m	11.0	Ø 1000	300 m	75	incl. rollers	**52055362**

Scope of supply	Part No.	Page
4.5 / 6 mm dia.: Tension head with eyelet, pulling-in tape with pressed start/end sleeves, connecting sleeve WW 1/4"-M6, starting spinner with shackle		
7.5 / 9 / 11 mm dia. : Tension head with eyelet, fish tape with pressed start/end sleeves, connecting sleeve WW 1/2"-M12, starting spinner with shackle		

Accessories	Part No.	Page
Smart Butler fibreglass replacement tape 4.5 mm dia., 40 m	52055317	
Smart Butler fibreglass replacement tape 4.5 mm dia., 60 m	52055318	
Smart Butler fibreglass replacement tape 4.5 mm dia., 80 m	52055319	
Smart Butler fibreglass replacement tape 6 mm dia., 40 m	52055329	
Smart Butler fibreglass replacement tape 6 mm dia., 60 m	52055330	
Smart Butler fibreglass replacement tape 6 mm dia., 80 m	52055331	
Smart Butler fibreglass replacement tape 6 mm dia., 100 m	52055332	
Smart Butler fibreglass replacement tape 7.5 mm dia., 40 m	52055342	
Smart Butler fibreglass replacement tape 7.5 mm dia., 60 m	52055343	
Smart Butler fibreglass replacement tape 7.5 mm dia., 80 m	52055344	
Smart Butler fibreglass replacement tape 7.5 mm dia., 100 m	52055345	
Smart Butler fibreglass replacement tape 7.5 mm dia., 120 m	52055346	
Smart Butler fibreglass replacement tape 9 mm dia., 40 m	52055353	
Smart Butler fibreglass replacement tape 9 mm dia., 60 m	52055354	
Smart Butler fibreglass replacement tape 9 mm dia., 80 m	52055355	
Smart Butler fibreglass replacement tape 9 mm dia., 100 m	52055356	
Smart Butler fibreglass replacement tape 9 mm dia., 120 m	52055357	
Smart Butler fibreglass replacement tape 9 mm dia., 150 m	52055358	
Smart Butler fibreglass replacement tape 11 mm dia., 150 m	52055363	
Smart Butler fibreglass replacement tape 11 mm dia., 200 m	52055364	
Smart Butler fibreglass replacement tape 11 mm dia., 250 m	52055365	

Accessories	Part No.	Page
Smart Butler fibreglass replacement tape 11 mm dia., 300 m	52055366	
Starter and end bushing WW ¼" for fish tape 4.5 mm dia.	52055321	
Starter and end bushing WW ¼" for fish tape 6.0 mm dia.	52055333	
Starter and end bushing WW ½" for fish tape 7.5 mm dia.	52055369	
Starter and end bushing WW ½" for fish tape 9 mm dia.	52055370	
Starter and end bushing WW ½" for fish tape 11 mm dia.	52055371	
Connecting sleeve for fibreglass 4.5 mm dia.	52055322	
Connecting sleeve for fibreglass 6 mm dia.	52055334	
Connecting sleeves for fibreglass tape 9 mm dia.	52055372	
Connecting sleeves for fibreglass tape 11 mm dia.	52055373	
Connecting sleeve WW 1/2" with rotary swivel	52055374	
Bulb with shackle WW ¼" for 4.5 mm dia.	52055323	
Bulb with shackle WW ¼" for 6.0 mm dia.	52055335	
Bulb with shackle WW ½" for 7.5 mm dia.	52055367	
Bulb with castor WW ½"	52055368	
Tension head with eyelet WW 1/4" for 4.5 - 6 mm dia.	52055320	
Emergency repair set for fibreglass tape 4.5 mm dia.	52055324	
Emergency repair set for fibreglass tape 6 mm dia.	52055336	
Emergency repair set for fibreglass tape 7.5 mm dia.	52055375	
Emergency repair set for fibreglass tape 9 mm dia.	52055376	
Emergency repair set for fibreglass tape 11 mm dia.	52055377	

Easy Roller cable drum unwinder

- Unique, user-friendly design
- 30 % less weight
- Ramp with shallow incline



Characteristics

- Light - 30% less weight
- Easy rolling up and out of heavy cable drums thanks to the ramp with shallow incline
- Rollers with integrated lateral guide
- Possible to fit to the cable drum diameter

Suitable for

- Large and small cable drums
- Width 500 mm, 250 kg carrying capacity
- Width 650 mm, 250 kg carrying capacity

Item	Dimension mm	Width mm	Part No.
Easy Roller cable roll-up drum, standard	530 x 570 x 90 mm	530	**52055383**
Easy Roller cable roll-up drum, wide	670 x 605 x 95 mm	670	**52055384**

Ultra Tugger™ cable puller 6800-22 CE

- Lightweight, portable cable puller
- Tapered capstan and patented rope guide system for better control of the rope when feeding onto the capstan
- Pulling force gauge for monitoring the max. pulling of 3.6 t



Characteristics

- Direct gear drive

Item		Part No.
Ultra Tugger™ cable puller 6800-22 CE		**50031961**
Technical data		
Maximum pulling force	3.6 t	
Continuous output	3 t	
Pulling rate	2.7 m/min at no load, 2.4 m/min at 900 kg load, 2.3 m/min at 1,800 kg load, 2.1 m/min at 2,700 kg load, 1.8 m/min at 3,600 kg load	
Dimension	300 x 660 x 220 mm	
Motor	230 V, 50 Hz	

Scope of supply	Part No.	Page
Pulling force gauge	50010697	
Device for floor-mounting	50008650	

Rope for cable puller 6800-22 CE



Characteristics

- Breaking strength approx. 14.2 t
- Rope diameter 22 mm
- Rope on rope stand

Item	Part No.
Rope for cable puller 6800-22 CE, 91 m long	**50341367**
Rope for cable puller 6800-22 CE, 182 m long	**50341375**
Rope for cable puller 6800-22 CE, 365 m long	**50341383**
Rope stand for ropes 91 and 182 m	**50343629**

Tray type sheaves for cable puller 6800-22 CE



Characteristics

- Steel frames with forged hook 25 mm
- Sheaves from aluminum alloy with self-lubricating bearings
- Max. rated capacity 3.6 t
- For hooking

Item	External diameter mm	Internal radius mm	Width mm	Weight kg	Part No.
Tray type sheave 125 mm	300	100	125	12.0	**50008722**
Tray type sheave 150 mm	460	180	150	20.0	**50008730**
Tray type sheave 165 mm	600	250	165	30.0	**50008749**

Cable tray rollers 125 mm



Characteristics

- Sheaves from aluminum alloy
- Self-lubricating bearings
- Steel frames for mounting to cable ducts up to 50 mm thickness

Item	Length mm	Width mm	Weight kg	Part No.
Cable tray rollers 125 mm	300	125	5.0	**50153323**
Cable tray rollers 125 mm	560	125	8.0	**50190946**

Cable tray roller

Characteristics

- Steel ball-bearings
- Steel frames
- Mounting slots
- Universal mounting brackets



Item	Version	Width of cable conduit mm	Weight kg	Part No.
Cable tray rollers 300 - 450 mm	Straight	300 - 450	3.6	**50273833**
Cable tray rollers 500 - 600 mm	Straight	500 - 600	4.5	**50273841**
Cable tray rollers 600 - 760 mm	Straight	600 - 760	5.9	**50273868**
Cable tray rollers 300 - 450 mm	Radius	300 - 450	5.0	**50273884**
Cable tray rollers 500 - 600 mm	Radius	500 - 600	5.4	**50273892**
Cable tray rollers 600 - 760 mm	Radius	600 - 760	5.9	**50273906**

Pulling grips Junior, closed



Characteristics

- Single weave galvanized steel mesh with flexible pulling eyelet

Suitable for

- The pulling-in of small diameter cables
- For manual pulling of feed lines in pipes and cable ducts

Item	Length of mesh mm	Eye length mm	For cable diameter mm	Max. pulling force kN	Part No.
Pulling grips Junior, closed for cable diameters 5 - 6 mm	110	83	5 - 6	0.3	**50305964**
Pulling grips Junior, closed for cable diameters 7 - 9 mm	110	83	7 - 9	0.4	**50305840**
Pulling grips Junior, closed for cable diameters 10 - 12 mm	180	96	10 - 12	0.8	**50305867**
Pulling grips Junior, closed for cable diameters 13 - 15 mm	220	110	13 - 15	1.1	**50305883**
Pulling grips Junior, closed for cable diameters 16 - 18 mm	255	130	16 - 18	1.7	**50305905**
Pulling grips Junior, closed for cable diameters 19 - 25 mm	255	146	19 - 25	2.4	**50305921**
Pulling grips Junior, closed for cable diameters 26 - 31 mm	300	165	26 - 31	3.4	**50305948**

T-Basket type pulling grips, closed

Characteristics

- Double weave galvanized steel mesh with flexible pulling eyelet

Suitable for

- For medium-weight pulls in pipes and cable ducts



Item	Length of mesh mm	Eye length mm	For cable diameter mm	Max. pulling force kN	Part No.
Pulling grips type T, closed for cable dia. 13 - 15 mm	535	200	13 - 15	4.0	**50305581**
Pulling grips type T, closed for cable dia. 16 - 18 mm	610	200	16 - 18	4.9	**50305603**
Pulling grips type T, closed for cable dia. 19 - 25 mm	610	230	19 - 25	6.0	**50305620**
Pulling grips type T, closed for cable dia. 26 - 38 mm	610	230	26 - 38	8.7	**50305646**
Pulling grips type T, closed for cable dia. 39 - 50 mm	610	280	39 - 50	14.5	**50305662**
Pulling grips type T, closed for cable dia. 51 - 63 mm	610	300	51 - 63	16.4	**50305689**
Pulling grips type T, closed for cable dia. 64 -76 mm	610	300	64 - 76	21.7	**50305700**
Pulling grips type T, closed for cable dia. 77 - 88 mm	610	360	77 - 88	21.7	**50305727**
Pulling grips type T, closed for cable dia. 89 - 100 mm	660	360	89 - 100	27.5	**50305743**
Pulling grips type T, closed for cable dia. 19 - 25 mm	915	230	19 - 25	6.0	**50305760**
Pulling grips type T, closed for cable dia. 26 - 38 mm	915	230	26 - 38	8.7	**50305786**
Pulling grips type T, closed for cable dia. 39 - 50 mm	915	280	39 - 50	14.5	**50310100**
Pulling grips type T, closed for cable dia. 51 - 63 mm	915	300	51 - 63	16.4	**50305808**
Pulling grips type T, closed for cable dia. 64 - 76 mm	915	300	64 - 76	21.7	**50310127**
Pulling grips type T, closed for cable dia. 77 - 88 mm	915	360	77 - 88	21.7	**50305824**
Pulling grips type T, closed for cable dia. 89 - 100 mm	1020	360	89 - 100	27.5	**50310143**

Pulling grip set, closed



Characteristics

- Set of the most important pulling grips for the most frequently required pulling operations

Item	Diameter mm	Part No.
Pulling grip set 50305840, 50305876, 50305883, 50305905, 50305921, 50305948	7 - 31	**50307584**
Pulling grip set 50305760, 50305786, 50310100	19 - 50	**50314823**
Pulling grip set 50305808, 50310100, 50310127	51 - 76	**50314831**
Pulling grip set 50305760, 50305786, 50305808, 50310100, 50310127	19 - 76	**50314840**

Pulling grip, open



Characteristics

- Single woven galvanised steel netting mesh with bar closure
- Offset flexible eyelet

Suitable for

- Easy and straight pulls when the cable end is not available

Item	Length of mesh mm	Eye length mm	For cable diameter mm	Max. pulling force kN	Part No.
Pulling grip open, for cable diameters 13 - 15 mm	150	175	13 - 15	1.3	**50306588**
Pulling grip open, for cable diameters 16 - 18 mm	200	175	16 - 18	1.6	**50310240**
Pulling grip open, for cable diameters 19 - 25 mm	250	175	19 - 25	1.9	**50306600**
Pulling grip open, for cable diameters 26 - 31 mm	300	200	26 - 31	3.0	**50310267**
Pulling grip open, for cable diameters 32 - 38 mm	350	200	32 - 38	4.0	**50306626**
Pulling grip open, for cable diameters 39 - 44 mm	380	230	39 - 44	5.1	**50310283**
Pulling grip open, for cable diameters 45 - 50 mm	400	250	45 - 50	6.7	**50306642**
Pulling grip open, for cable diameters 51 - 63 mm	480	250	51 - 63	8.0	**50310305**
Pulling grip open, for cable diameters 64 - 76 mm	500	250	64 - 76	9.7	**50306669**
Pulling grip open, for cable diameters 77 - 88 mm	530	300	77 - 88	10.6	**50310321**
Pulling grip open, for cable diameters 89 - 100 mm	600	300	89 - 100	10.6	**50306685**

Cable Cream™ cable puller lubricant

Characteristics

- Adheres well without dripping
- Easy to remove
- Compatible with all cable insulation types
- Environmentally safe / non-hazardous



Item	Part No.
Cable Cream™ cable puller lubricant 0.95 l	**50352075**
Cable Cream™ cable puller lubricant 3.8 l	**50352083**

Cable installation lubricant

Characteristics

- Reduces friction by up to 80 %
- Biodegradable
- Harmless to the user

Suitable for

- Electric/telephone cables in pipes Ø 16 - 25 mm
- Large cable diameters



Item	Part No.
Cable lubricant gel in tube 0.25 kg	**52055379**
Cable lubricant gel in bottle 1 kg	**52055380**
Cable lubricant liquid for optical fibres and power cables, canister 5 kg	**52055381**
Cable lubricant liquid for optical fibres and power cables, canister 10 kg	**52055382**

Lubricant foam spray

Characteristics

- Reduces friction by up to 80 %
- Biodegradable
- Harmless to the user
- Silicon-free

Suitable for

- Electric/telephone cables in pipes Ø 16 - 25 mm



Item	Part No.
Lubricant foam bottle 400 ml	**52055378**

”Believe your eyes: Testing and measuring instruments from Greenlee deliver highly-precise readings every single day. We guarantee this with the Limited Lifetime Warranty.“



Sebastian Hoppe,
Quality Assurance

Voltage testers 616
Digital multimeter 620
Clamp meters 634
VDE testing instruments 646
Temperature gauges 650
Cable and conductor identifiers 654
Network, measuring devices and testers 656



GREENLEE®
A Textron Company

Measuring and testing *up to 1000 V.*



Voltage testers for distribution boards, meters, control panels etc.

Fast testing for the presence of voltage. Suitable for measuring DC or AC voltage.

Some of the devices output warning signals, some feature a patented phase sequence indicator display.
The voltage ranges are from 5 to 1000 volts, depending on the device and the testing category.

If handled correctly, we offer a lifetime limited warranty on these products.

LIFETIME G WARRANTY







- **For fast contactless voltage testing (EF function).**
- **For DC and AC voltage.**
- **Also with polarity display.**
- **Detachable measuring tips for a range of applications.**
- **FI resolution function.**
- **2-pole rotary field display, 1-pole phase test.**
- **Continuity test.**
- **Voltage measurement without battery.**

Fast testing at AC voltage *5 – 1000 Volt: GT-16*

- Fast and contactless testing with adjustable sensitivity.
- With an optical and acoustic signal.
- Integrated On/Off switch.
- Handy pin design for any jacket pocket.

Benefits:

- Fast and easy testing of various voltage ranges.
- Increased battery life by disabling the stand-by function.
- The voltage tester is always to hand.



Includes phase sequence indicator display: *GT-85NE*



- With patented phase sequence indicator display.
- Also for resistance measurements.
- With diode test.
- **Removable tips.**

Benefits:

- Just one measuring device for several types of measurement.
- Flexible application with wall outlets, SchuKo-compatible (19 mm clearance) and terminals.
- Unique measuring point illumination for working in poor lighting conditions.

Features of testers

	Voltage range	Category/ voltage	Contactless	Display	FI resolution	Phase rotation display	Continuity test	Single pole phase test	Measurement without battery
GT-12A	50 - 1000 AC	CAT **IV** / 1000 V	✔	LED					
GT-16	5 - 1000 AC	CAT **IV** / 1000 V	✔	LED					
GT-55NE	6 - 690V AC/DC	CAT **III** / 1000 V CAT **IV** / 600 V		LED	✔	✔	✔	✔	✔
GT-85NE	6 - 690V AC/DC	CAT **III** / 1000 V CAT **IV** / 600 V		LCD	✔	✔	✔	✔	✔

GT-12A Contactless voltage tester 50 - 1000 V



Characteristics

- Fast, easy, contactless voltage testing
- Clear LED and acoustic warning signal when the voltage has been determined
- ON/OFF switch provides longer battery service life
- Handy pen format, which fits easily into a jacket or tool pocket
- Rubber-coated comfort handle
- Fast, easy replacement of batteries
- Automatic self test

Technical data	
Frequency range	50 - 500 Hz
Voltage range	50 - 1000 V AC
Measuring category	CAT IV 1000V

Item	Part No.
GT-12A Contactless voltage tester 50 - 1000 V	**52063422**

Scope of supply	Part No.	Page
Battery 2 x 1.5 V AAA		

GT-16 Adjustable, contactless voltage tester 5 - 1000 V



Characteristics

- Fast, easy, contactless voltage testing
- Clear LED and acoustic warning signal when the voltage has been determined
- ON/OFF switch provides longer battery service life
- Handy pen format, which fits easily into a jacket or tool pocket
- Ergonomically shaped comfort handle
- Fast, easy replacement of batteries
- Automatic self test
- Adjustable sensibility by rotary switch

Technical data	
Frequency range	50 - 500 Hz
Voltage range	5 - 1000 V AC
Measuring category	CAT III 600V, CAT IV 1000V

Item	Part No.
GT-16 Adjustable, contactless voltage tester 5 - 1000 V	**52033580**

Scope of supply	Part No.	Page
Battery 1 x 1.5 V AAA		

GT-55NE Bipolar voltage tester with LED display

Characteristics

- LED display 12, 24, 50, 120, 230, 400, 750 V AC/DC
- Power LED for measuring point illumination
- Display of AC and DC voltage
- Bipolar rotary field testing
- Unipolar phase testing, optical and acoustic
- Continuity check, optical and acoustic
- Diode test
- Polarity indicator, loud beeper
- IP 2X contact protection
- IP 65 spray water protected and dust-proof



Technical data	
Voltage range	12 - 750 V AC/DC
Frequency	45 - 65 Hz
Measuring category	CAT III 1000V, CAT IV 600V

Item	Part No.
GT-55NE bipolar voltage tester with LED display	**52049408**

Scope of supply	Part No.	Page
Battery 2 x 1.5 V AAA		

Accessories	Part No.	Page
TC-30 Nylon carrying case for measuring instruments with belt loop	50075365	645
Replacement tips	52034234	

GT-85NE Bipolar voltage tester with LCD display

Characteristics

- LCD display with background illumination
- Actual resistance measurement up to 2 KΩ
- Power LED for measuring point illumination
- Display of AC and DC voltage
- Bipolar rotary field testing
- Unipolar phase testing, optical and acoustic
- Continuity check, optical and acoustic
- Diode test
- Polarity indicator, loud beeper
- IP 2X contact protection
- IP65 - spray water protected and dust-proof



Technical data	
Voltage range	12 - 750 V AC/DC
Resistance	0 - 2 KΩ
Frequency	0 - 65 Hz
Measuring category	CAT III 1000V, CAT IV 600V

Item	Part No.
GT-85NE Bipolar voltage tester with LCD display	**52049407**

Scope of supply	Part No.	Page
Battery 2 x 1.5 V AAA		

Accessories	Part No.	Page
TC-30 Nylon carrying case for measuring instruments with belt loop	50075365	645
Replacement tips	52034234	



GREENLEE®
A Textron Company

Digital all-rounder.

Multimeters for every application.

Measuring, detecting, testing: These terms can be used to describe the complex performance spectrum of our digital multimeters. Their numerous functions make these devices genuine all-rounders.

The following areas reflect various applications of the multimeters:

- Multimeter for electrical and telecommunication.
- For vehicle electrics.
- For air-conditioning systems.
- For laboratory and field use.

If handled correctly, we offer a lifetime limited warranty on these products.

- **For DC and AC.**
- **For DC and AC voltage.**
- **With digital and analogue display.**
- **For measuring categories II, III and IV.**
- **With true effective value measurement.**
- **For frequency, capacity and resistance measurement.**





Specifically **for electricians:** *DM-200A*



- Optical RS 232 and USB interface.
- Automatic range selection and data hold function.
- **Contactless voltage detection** (EF function).
- Large, backlit display.
- Automatic shut-off.

Benefits:

- Fast simple and contactless testing of the presence of voltage.
- The automatic range selection function enables optimised measured value read-off at all times.
- Measured values transferred straight to a PC through the optical RS232 interface and USB cable.

Outstanding measuring accuracy and **versatile applications:** *DM-860A*



- 5 ⅝-digit display with a display range of 500,000.
- Temperature, frequency and capacity measurement.
- **TRUE RMS effective value measurement.**

Benefits:

- Extremely accurate when recording and displaying the measured values.
- The broad spectrum in temperature measurements enables use in air-conditioning systems, in laboratories or in industries.
- Quick fault diagnosis by measuring the true effective value.

- *More on Page 632.*

TRUE RMS: **precise measurement,** *even* **when consumption fluctuates.**



- TRUE RMS - true effective value measurement is a special function of some GREENLEE multimeters. This function enables correct consumption measurement with non-linear - i.e. sinusoidal - consumption.

Benefits:

- True consumption measurements without errors through sinusoidal consumers.
- More reliable planning and lower error quotas - caused for example by incorrectly calculated current consumption.
- **Devices with TRUE RMS: DM-510A, DM-810A, DM-820A and DM-860A**.

Robust and **high capacity for industrial use:** *DM-65.*

- The most diverse applications.
- Large **backlit display with bar chart.**

Benefits:

- Suitable for applications to CAT IV, 600 V.
- The large illuminated display simplifies read-off under all lighting conditions.

More on Page 626.



Features of testers

	True effective value	DC A (A max.)	AC A (A max.)	DC V (V max.)	AC V (V max.)	Resist-ance (MΩ)	Optical interface	Automatic and manual range selection	Contactless voltage testing	Measuring category
DM-25				600	600	2				III, 600 V
DM-45		10	10	600	600	40		✔		III, 600 V
DM-65		10	10	1000	1000	60		✔		III, 1000 V IV, 600 V
DM-200A		8	8	1000	1000	60	✔	✔	✔	IV, 300 V III, 600 V II, 1000 V
DM-210A		8	8	1000	1000	60	✔	✔	✔	IV, 300 V III, 600 V II, 1000 V
DM-510	✔	8	8	1000	1000	60	✔	✔	✔	IV, 300 V III, 600 V II, 1000 V
DM-810A	✔	10	10	1000	1000	50	✔	✔	✔	IV, 1000 V
DM-820A	✔	10	10	1000	1000	50	✔	✔	✔	IV, 1000 V
DM-860A	✔	10	10	1000	1000	50	✔	✔		IV, 1000 V

What you should know about
the nominal capacities of the measuring categories.

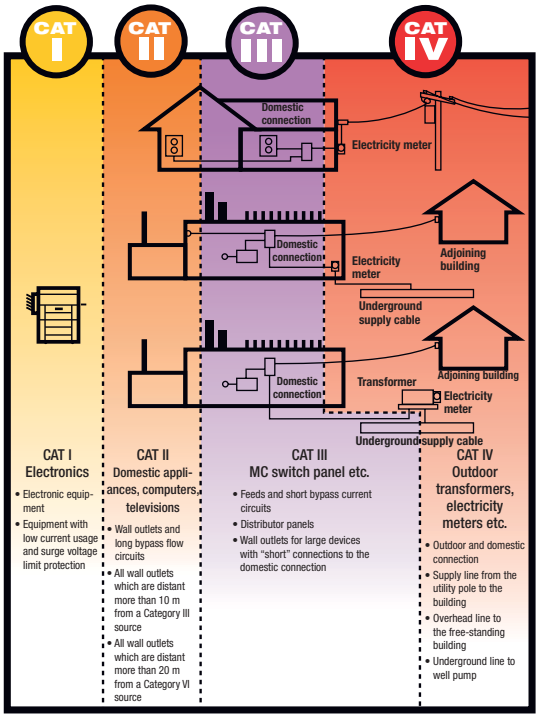

Protective values which greatly exceed the nominal capacity of a system are stipulated in the standards of the IEC categories. Without this additional protection, transient overvoltages which occur with increasing regularity may cause serious or fatal injuries.



Measurement Category I
is the signal level for telecommunications and electronic equipment.

Measurement Category II
is the local level for permanently connected devices or devices not operated by means of a fixed connection - including all types of illumination from household devices to office equipment such as copy machines. Can also be used in Category I ranges.

Measurement Category III
is the distribution level for fixed main or bypass flow circuits. These electric circuits are usually separated by at least one level of transformer barrier of Category IV (public utility or other high-voltage power source). Can also be used in Category II and Category I ranges.

Measurement Category IV
is the main electric supply level. Greenlee is setting new standards by offering equipment that meets the highest protective values of IEC standards and which are certified accordingly. Can be used in all category ranges.

Greenlee equipment – tested and certified for compliance with norms by an independent party. This catalogue states the category for many Greenlee devices, indicating that these devices comply with the various IEC categories (II, III or IV). All these references represent the categories confirmed in tests by independent testing organisations – giving you additional assurance.

The right type of protection for the task at hand.
No matter where you may need overvoltage protection – select a device which has at least the nominal capacity suitable for the work you are carrying out.

DM Series in detail



Part No.	52059476	52059477	52059478	52047801	52047802	52047803
Catalog-no.	DM-25	DM-45	DM-65	DM-200A	DM-210A	DM-510A
True RMS						•
DC A (A max.)		10	10	8	8	8
Maximum resolution (µA)		0.1	0.1	0.1	0.1	0.1
Best accuracy (%)		1.0	1.0	0.5	0.8	0.5
AC A (A max.)		10	10	8	8	8
Maximum resolution (µA)		0.1	0.1	0.1	0.1	0.1
Best accuracy (%)		1.8	1.8	1.0	1.0	1.0
DC V (V max.)	600	600	1000	1000	1000	1000
Maximum resolution (µV)	10 mV	100	100	10	10	10
Best accuracy (%)	0.8	0.8	0.8	0.2	0.2	0.2
AC V (V max.)	600	600	1000	1000	1000	1000
Maximum resolution (µV)	100 mV	1000	1000	10	10	10
Best accuracy (%)	1.2	0.8	0.8	1.0	1.0	1.0
Resistance (MΩ)	2	40	60	60	60	60
Maximum resolution (mΩ)	100	100	100	100	100	100
Best accuracy (%)	1.0	1.0	1.0	0.5	0.5	0.5
Continuity and beeper	•	•	•	•	•	•
Diode test	•	•	•	•	•	•
Capacitance		200 uF	400 uF		•	•
Frequency measurement		•	•	•	•	•
Frequency response (Hz)	40-400	40-400	40-400	40-500	40-500	40-500
Temperature (T1)		•	•		•	•
Display type	Digital	Digital	Digital	Digital	Digital	Digital
Display of updating rate (x/s)	2.5	3.0	3.0	5	5	5
Coverage	2000	4000	6000	2500	2500	2500
Analogue bar chart			•	24	24	24
Updating rate analogue (x/s)				40	40	40
Computer Interface				USB. RS 232	USB. RS 232	
Automatic and manual range selection		•	•	•	•	•
Automatic stop		•	•	•	•	
Non-contact voltage detection				•	•	•
Data Hold (measured data memory)		•	•	•	•	•
Minimum value / maximum value						
Relative compensation function				•	•	•
Measurement category rating	CAT III 600 V	CAT III 600 V	CAT III 1000 V CAT IV 600 V	CAT II 1000 V CAT III 300 V CAT IV 600 V	CAT II 1000 V CAT III 300 V CAT IV 600 V	CAT II 1000 V CAT III 300 V CAT IV 600 V
CE	•	•	•	•	•	•
Limited lifetime warranty	•	•	•	•	•	•

DM-25 Digital multimeter 600 V AC/DC

Characteristics

- AC/DC voltage measurement
- Resistance measurement
- Audible continuity test
- Diode test



Technical data	
Display	Digital
Voltage measurement	0.1 - 600 V
Resistance	0.1Ω - 2 MΩ
Measuring category	CAT III 600V

Item	Part No.
DM-25 Digital multimeter 600 V AC/DC	**52059476**

Scope of supply	Part No.	Page
Test leads		
Battery 9 V		
Protective cover		

DM-45 Digital multimeter 600 V AC/DC with temperature measurement

Characteristics

- AC/DC voltage and current measurement
- Resistance measurement
- Audible continuity testing, diode test, temperature measurement
- Frequency and capacitance measurement



Technical data	
Display	Digital
Capacitance	10 pF - 200 µF
Voltage measurement	1 mV - 600 V
Current measurement	0.10 µA - 10 A
Resistance	0.1 Ω - 40 MΩ
Frequency	1 Hz - 9.999 MHz
Measuring category	CAT III 600V
Temperature measurement	-20°C - 1000°C

Item	Part No.
DM-45 Digital multimeter 600 V AC/DC with temperature measurement	**52059477**

Scope of supply	Part No.	Page
TSG-3 test leads	50120344	
Temperature probe		
Protective cover		
Battery 9 V		

DM-65 Digital multimeter 1000 V AC/DC with temperature measurement



Characteristics

- AC/DC voltage and current measurement
- Resistance measurement
- Audible continuity testing, diode test, temperature measurement
- Frequency and capacitance measurement

Technical data	
Display	Digital with bar chart
Capacitance	10 pF - 400 µF
Voltage measurement	1 mV - 1000 V
Current measurement	0.1 µA - 10 A
Resistance	0.1 Ω - 60 MΩ
Frequency	1 Hz - 9.999 MHz
Measuring category	CAT III 1000 V, CAT IV 600 V
Temperature measurement	-20°C - 1000°C

Item	Part No.
DM-65 Digital multimeter 1000 V AC/DC	**52059478**

Scope of supply	Part No.	Page
TSG-3 test leads	50120344	
Temperature probe		
Protective cover		
Battery 9 V		

DM-200A / DM-210A Digital multimeter

Characteristics

- PC interface
- Automatic and manual range selection
- Large, backlit LC-display
- Automatic stop
- Analogue bar chart
- Optical and audible warning in the event of incorrect handling



Technical data		52047802
Item	DM-200A Digital multimeter for temperature measurement K-type, -4 °F - 572 °F	DM-210A Digital multimeter for temperature measurement -50 °C - 1000 °C
Voltage measurement	0.01mV - 1000V AC/DC	0.01mV - 1000V AC/DC
Current measurement	0.1µA - 8A AC/DC	0.1µA - 8A AC/DC
Resistance	0.1Ω - 60MΩ	0.1Ω - 60MΩ
Frequency	10Hz - 50KHz sine wave; 5Hz - 1MHz logic levelsquare wave	10Hz - 50KHz sine wave; 5Hz - 1MHz logic levelsquare wave
Measuring category	CAT II 1000V, CAT III 600, CAT IV 300	CAT II 1000V, CAT III 600, CAT IV 300
Capacitance		60nF - 3000µF
Frequency pickup		50Hz - 400Hz
Temperature measurement		-50°C - 1000°C

Item	Part No.
DM-200A Digital multimeter for temperature measurement K-type, -4 °F - 572 °F	**52047801**
DM-210A Digital multimeter for temperature measurement -50 °C - 1000 °C	**52047802**

Scope of supply	Part No.	Page
TSG-3 test leads	50120344	
Protective cover		
Battery 2 x 1.5 V AAA		

DM-510A Digital multimeter, True RMS



Characteristics

- Autocheck function permits the automatic selection of AC V / DC V or resistance with low impedance for Ghost-Voltage-Removal
- PC interface
- Frequency, temperature and capacitance measurement
- Automatic and manual range selection
- Large, backlit LC-display
- Automatic stop
- Analogue bar chart
- Optical and audible warning in the event of incorrect handling

Technical data	
Capacitance	60.00nF - 3000µF
Voltage measurement	0.01 mV - 1000 V AC/DC
Frequency pickup	50Hz - 400Hz
Current measurement	0.1µA - 8A AC/DC
Resistance	0.1Ω - 60MΩ
Frequency	5 Hz - 1 MHz
Measuring category	CAT III 600V; CAT II 1000V; CAT IV 300 V
Temperature measurement	-50°C - 1000°C

Item	Part No.
DM-510A Digital multimeter, True RMS	**52047803**

Scope of supply	Part No.	Page
TSG-3 test leads	50120344	
Temperature sensor, bright finish		
Battery 2 x 1.5 V AAA		

Accessories	Part No.	Page
TC-20 Nylon carrying case with carrying strap for measuring instruments	50075357	633
DMSC-2U Interface kit, for downloading data	52047947	633

DM-800 Series in detail





Part No.	52047805	52047806	50077970
Catalog-no.	DM-810A	DM-820A	DM-860A
True RMS	•	•	•
DC A (A max.)	10	10	10
Maximum resolution (µA)	0.1	0.1	0.01
Best accuracy (%)	0.2	0.2	0.1
AC A (A max.)	10	10	10
Maximum resolution (µA)	0.1	0.1	0.01
Best accuracy (%)	0.6	0.6	0.5
DC V (V max.)	1000	1000	1000
Maximum resolution (µV)	10	10	1
Best accuracy (%)	0.06	0.06	0.02
AC V (V max.)	1000	1000	1000
Maximum resolution (µV)	10	10	10
Best accuracy (%)	0.5	0.5	0.3
Resistance (MΩ)	60	60	50
Maximum resolution (mΩ)	100	100	10
Best accuracy (%)	0.1	0.1	0.07
Continuity and beeper	•	•	•
Diode test	•	•	•
Capacitance	•	•	•
Frequency measurement	•	•	•
Frequency response (Hz)	40-500	40-500	20-100 k
Temperature (T1)			•
Temperature (Dual T1, T2)			•
Display type	Digital	Digital	Digital
Display of updating rate (x/s)	5	5	5
Coverage			50.000 AC/500.000
Analogue bar chart	•	•	•
Updating rate analogue (x/s)	41	41	41 segments
Updating rate analogue (x/s)	60	60	60
Conductance 0.01 nS ~ 100 nS	•	•	•
Computer Interface	USB	USB	USB
Automatic and manual range selection	•	•	•
Automatic stop			yes
Peak hold			•
Data Hold (measured data memory)	•	•	•
Minimum value / maximum value			yes
Relative compensation function	•	•	•
Operating clearance			•
Safety category classification	CAT IV 1000 V	CAT IV 1000 V	CAT IV 600 V CAT III 1000 V
CE	•	•	•
Limited lifetime warranty	•	•	•

DM-810A Digital multimeter, True RMS



Characteristics

- PC interface
- Automatic and manual range selection
- Large, backlit LC-display
- Automatic stop
- Analogue bar chart
- Optical and audible warning in the event of incorrect handling

Technical data	
Capacitance	0,01 nF - 25 mF
Voltage measurement	0,01 mV - 1000 V AC/DC
Current measurement	0.1µA - 10A AC/DC
Resistance	0.1Ω - 60MΩ
Frequency	5 Hz - 1 MHz
Measuring category	CAT IV, 1,000V

Item	Part No.
DM-810A Digital multimeter, True RMS	**52047805**

Scope of supply	Part No.	Page
TSG-3 test leads	50120344	
TC-20 Nylon carrying case with carrying strap for measuring instruments	50075357	633
Battery 9 V		

Accessories	Part No.	Page
DMSC-9U Interface kit, for downloading data	52047948	633
TSGF Measuring cable set with fuses (500 mA) CAT IV 1,000V	52034235	644

DM-820A Digital multimeter, True RMS

Characteristics

- PC interface (DMSC-9U) USB cable and software for data logging via PC software (accessories optional)
- Recording of peak value (5 ms peak hold) max, min and max/min results
- Automatic and manual range selection
- Large, backlit LC-display
- Automatic stop
- Analogue bar chart
- Optical and audible warning in the event of incorrect handling



Technical data	
Capacitance	0,01 nF - 25 mF
Voltage measurement	0,01 mV - 1000 V AC/DC
Current measurement	0.1µA - 10A AC/DC
Resistance	0.1Ω - 60MΩ
Frequency	5 Hz - 1 MHz
Measuring category	CAT IV, 1,000V
Temperature measurement	-50°C - 1000°C

Item	Part No.
DM-820A Digital multimeter, True RMS	**52047806**

Scope of supply	Part No.	Page
TSG-3 test leads	50120344	
TC-20 Nylon carrying case with carrying strap for measuring instruments	50075357	633
Battery 9 V		
Temperature sensor, bright finish		

Accessories	Part No.	Page
TSGF Measuring cable set with fuses (500 mA) CAT IV 1,000V	52034235	644
DMSC-9U Interface kit, for downloading data	52047948	633

DM-860A Industrial digital multimeter, True RMS



Characteristics

- Recording of maximum, minimum and maximum/minimum results
- Recording of peak value (peak hold) max, min and max/min display
- 5 5/6-place display with a display range of 500,000 for greater precision
- Carrying out frequency, temperature and capacitance measurements as well as diode tests and continuity checks
- Display of the relative measured value offset for checking the relative measured value changes
- Automatic range selection
- Analogue 42-segment bar chart
- Large, backlit LC-display
- Temperature measurements up to 1000 °C

Technical data	
Capacitance	50.00; 500.0nF; 5.000, 50.00, 500.0µF; 5000, 25.00mF
Voltage measurement	500 mV - 1000 V
Current measurement	500.00, 5000.0µA; 50.000, 500.00mA; 5.0000, 10.000A
Resistance	500.00Ω; 5.0000, 50.000, 500.00kΩ; 5.0000, 50.000MΩ
Frequency	5 Hz - 200 kHz sinus wave; 5 Hz - 2 MHz square wave logic level
Measuring category	CAT IV 1000V
Temperature measurement	K-type, -50 °C to 1,000°C (-58°F - 1832°F)

Item	Part No.
DM-860A Industrial digital multimeter, True RMS	**50077970**

Scope of supply	Part No.	Page
TSG-3 test leads	50120344	
TC-20 Nylon carrying case with carrying strap for measuring instruments	50075357	633
Battery 9 V		
Temperature sensor, bright finish		

Accessories	Part No.	Page
DMSC-9U Interface kit, for downloading data	52047948	633
TSGF Measuring cable set with fuses (500 mA) CAT IV 1,000V	52034235	644

DMSC-2U Interface kit, for downloading data (DM-200A, DM-210A, DM-510A)

Characteristics

- For connecting to a serial PC port for saving the data recorded by digital multimeters
- For recording and graphically representing data in real time
- For exporting data for analysis with every type of table calculation program



Technical data	
Connection	Free series COM connector with 9-pin plug/USB.
Monitor	Minimum resolution 640 x 480, 800 x 600 recommended
Fixes disc	Minimum 20 megabyte free memory
Hardware requirements	Processor and working memory must correspond at least to the requirements of Windows
Software requirements	Windows ME/98/95 or Windows XP/2000/NT4/Vista

Item	Part No.
DMSC-2U Interface kit, for downloading data	**52047947**

DMSC-9U Interface kit, for downloading data (DM-810A / DM-820A / DM-860)

Characteristics

- For connecting to a serial PC port for saving the data recorded by digital multimeters
- For recording and graphically representing data in real time
- For exporting data for analysis with every type of table calculation program



Technical data	
Connection	Free series COM connector with 9-pin plug/USB
Monitor	Minimum resolution 640 x 480, 800 x 600 recommended
Fixes disc	Minimum 20 megabyte free memory
Hardware requirements	Processor and working memory must correspond at least to the requirements of Windows
Software requirements	Windows ME/98/95 or Windows XP/2000/NT4/Vista

Item	Part No.
DMSC-9U Interface kit, for downloading data	**52047948**

TC-20 Nylon carrying case with carrying strap for measuring instruments

Characteristics

- With inner pocket for test leads

Suitable for

- Series 200, Series 500 and Series 800 measuring instruments



Item	Part No.
TC-20 Nylon carrying case with carrying strap for measuring instruments	**50075357**

GREENLEE®
A Textron Company

Take the current *to the meter.*



Clamp meters for DC and AC.

Our clamp meters are set apart by their versatile functions. The displays allow measured values to be read quickly, even under difficult conditions.

Most devices conform to IEC CAT IV and are able to safely measure currents up to 1,000 A.

If handled correctly, we offer a lifetime limited warranty on these products.

LIFETIME G WARRANTY





- **For DC and AC.**
- **For DC and AC voltage.**
- **With digital and analogue display.**
- **For measuring categories III and IV.**
- **With true effective value measurement.**

Clamp meters available for diverse applications and conductor diameters.

Also suitable for DC: *CM-950*

- Instrument for measuring direct and alternating voltage and direct and alternating current.
- With **double hall sensor for optimised accuracy** with direct current measurements.
- With residual compensation during direct current measurements.

Benefits:

- Just one measuring device for both DC and AC.
- Highly accurate measurements.
- Measuring errors are practically impossible.





Analogue bar display *for fast indication: CM-1300*

- Also with analogue display.
- **With acoustic continuity test.**

Benefits:

- Variances are indicated immediately as the analogue bar display responds faster than conventional digital displays.
- Fast testing of contact faults with the acoustic continuity function.

Measures direct and alternating current *to 1000 A: CM-1550*

- Approved for measuring categories CAT III and CAT IV.
- For DC and AC.
- **For true effective value measurement** even with distorted current flows.

Benefits:

- Current measurements in all application ranges up to 1000 A.
- Safe and accurate voltage and current measurement thanks to true RMS effective value measurement.



Features of clamp meters.

	True effective value	DC A (A max.)	AC A (A max.)	DC V (V max.)	AC V (V max.)	Resistance (Ω)	Frequency Hz	Bar display	Measuring category
CM-330			400						III, 600 V
CM-410			400	600	600	2000			III, 600 V
CM-600			600		600	2000			III, 600 V
CM-800			600	600	600	400	✔	✔	III, 600 V
CM-850	✔		600	600	600	400	✔	✔	III, 600 V
CM-900		600	600	600	600	400	✔	✔	III, 600 V
CM-950	✔	600	600	600	600	400	✔	✔	III, 600 V
CM-1300			1000	1000	750	400	✔	✔	IV, 600 V III, 1000 V
CM-1350	✔		1000	1000	750	400	✔	✔	IV, 600 V III, 1000 V
CM-1500		1000	1000	1000	750	400	✔	✔	IV, 600 V III, 1000 V
CM-1550	✔		1000	1000	750	400	✔	✔	IV, 600 V III, 1000 V

CMT-80 Clamp-on multimeter



Characteristics

- Jaw size 27 mm
- Trouble-free, automatic measurement of current strength, voltage and resistance
- Compact design for measuring in tight spaces
- Low impedance rules out measurement of stray voltage from
- 400 A AC~, 600 V AC/DC measurements
- Data Hold function for recording important measurement results
- Longer battery service life due to automatic shut-off

Technical data	
Display	LCD (6000 display range)
Voltage measurement	AC V: 1.3, 600.0; DC V: 2.1 - 600.0; 0.7 - 600.0V
Current measurement	0.9-400.0A AC
Resistance	2 KΩ with beeper for continuity check
Measuring category	CAT III, 600V
Jaw size	27 mm

Item	Part No.
CMT-80 Clamp-on multimeter	**50077350**

Scope of supply	Part No.	Page
TSG-3 test leads	50120344	
TC-5 Nylon carrying case for measuring instruments with belt loop	50075888	645
Battery 9 V		

CM Series in detail



Part No.	50118650	52022030	52066379	52066378	52066376	52066374	52066372	52020887
Catalog-no.	CM-330	CM-410	CM-660	CM-860	CM-960	CM-1360	CM-1560	CSJ-100
True RMS			•	•	•	•	•	
AmpTip™			•	•	•	•	•	
DC A (A max.)					600		1000	
Maximum resolution (µA)					0.1		0.1	
Best accuracy (%)					1.2		1.2	
AC A (A max.)	400	400	600	600	600	1000	1000	200
Maximum resolution (µA)	0.01	0.1	0.1	0.1	0.1	0.1	0.1	0.1
Best accuracy (%)	2.0	1.9	1.9	1.9	1.9	1.9	1.9	3.0
DC V (V max.)		600		600	600	1000	1000	1000
Maximum resolution (µV)		0.1		0.1	0.1	0.1	0.1	0.1
Best accuracy (%)		1.0		0.7	0.7	0.7	0.7	1.0
AC V (V max.)		600	600	600	600	750	750	1000
Maximum resolution (µV)		0.1	1	0.1	0.1	0.1	0.1	0.1
Best accuracy (%)		1.0	1.2	1.0	1.0	1.0	1.0	1.5
Resistance (MΩ)		20MΩ	2000Ω	400Ω	400Ω	400Ω	400Ω	20MΩ
Maximum resolution (mΩ)		0.1	1	0.1	0.1	0.1	0.1	0.1
Best accuracy (%)		0.7	1.5	1.0	1.0	1.0	1.0	1.0
Continuity and beeper		•	•	•	•	•	•	•
Frequency measurement				•	•	•	•	
Frequency threshold value (Hz)	50-60	50-500	40-500	50-400	50-500	50-400	50-500	50-500
Jaw size	30mm	27mm	35mm	34mm	35mm	51mm	51mm	16mm
Display type	Digital	Digital	Digital	Digital	Digital	Digital	Digital	Digital
Display of updating rate (x/s)	25	1.5	4	2.5	2.5	2.5	2.5	1.5
Count	2000	2000	2000	4000	4000	4000	4000	2000
Analogue bar chart				42 segments	42 segments	42 segments	42 segments	
Updating rate analogue (x/s)				13	13	13	13	
Low battery indicator	•	•	•	•	•	•	•	•
Automatic and manual range selection		•		•	•	•	•	•
Automatic stop			yes	yes	yes	yes	yes	yes
Peak Hold				•	•	•	•	
Data Hold (measured data memory)	•	•	•	•	•	•	•	•
Minimum value / maximum value				yes	yes	yes	yes	
Safety category classification	CAT III 600 V	CAT III 600 V	CAT III 600 V	CAT III 600 V	CAT III 600 V	CAT IV 600 V CAT III 1000 V	CAT IV 600 V CAT III 1000 V	CAT IV 600 V CAT III 1000 V
CE	•	•	•	•	•	•	•	•
Limited lifetime warranty	•	•	•	•	•	•	•	•

CM-330 Clamp-on multimeter



Characteristics

- Jaw size 30 mm
- Compact, ergonomic design for measuring in tight spaces
- Measurement of alternating currents to 400 A
- Max Hold function for recording peak values
- Data Hold function for recording important measurement results

Technical data	
Display	LCD
Current measurement	0,01 A - 400 A AC
Measuring category	CAT III, 600V
Jaw size	30 mm

Item	Part No.
CM-330 Clamp-on multimeter	**50118650**

Scope of supply	Part No.	Page
TC-5 Nylon carrying case for measuring instruments with belt loop	50075888	645
Battery 9 V		

CM-410 Clamp-on multimeter



Characteristics

- Jaw size 27 mm
- Narrow, compact design for measuring in tight spaces
- Measurement of resistances up to 20 MΩ
- Data Hold function for recording important measurement results
- Automatic device switch-off
- Continuity test

Technical data	
Display	LCD
Continuity test	Yes
Voltage measurement	200.0 - 600V AC/DC
Current measurement	200.0 - 400 A AC
Resistance	200.0Ω, 2.000, 20.00, 200.0kΩ, 2.000, 20.000MΩ
Measuring category	CAT III, 600V
Jaw size	27 mm

Item	Part No.
CM-410 Clamp-on multimeter	**52022030**

Scope of supply	Part No.	Page
TC-5 Nylon carrying case for measuring instruments with belt loop	50075888	645
Battery 2 x 1.5 V AAA		

CM-660 Clamp-on multimeter, True RMS

Characteristics

- Jaw size 30 mm
- AmpTip™ provides increased accuracy on small wires carrying 60 amps or less
- Variable Frequency Drive ACV, Hz Measurements
- Measurement of alternating voltage and alternating current
- Resistance measurement up to 60 kΩ
- Non-contact AC voltage detection
- Longer battery service life due to automatic shut-off



NEW

Technical data	
Display	LCD
Voltage measurement	0 V - 600 V AC/DC
Current measurement	600 A AC
Resistance	60kΩ
Measuring category	CAT III, 600V
Jaw size	30 mm

Item	Part No.
CM-660 Clamp-on multimeter, True RMS	**52066379**

Scope of supply	Part No.	Page
TSG-3 test leads	50120344	
TC-10 Nylon carrying case for measuring instruments with belt loop	50075349	645
Battery 9 V		

CM-860 Clamp-on multimeter, True RMS



Characteristics

- Jaw size 30 mm
- True RMS actual effective value for the most precise measurements
- AmpTip™ provides increased accuracy on small wires carrying 60 amps or less
- Variable Frequency Drive ACV, Hz Measurements
- Measurement of alternating current, direct and alternating voltage, frequency and resistance
- Easy-to-read backlit display for poor lighting conditions
- Peak Hold and Data Hold function for recording measurement results
- Non-contact AC voltage detection
- MIN/MAX function for more versatile applications
- Analogue bar chart for checking fast changes
- Longer battery service life due to selectable automatic shut-off

Technical data	
Display	LCD
Voltage measurement	0 - 600 V AC/DC
Current measurement	0 - 600 A AC
Resistance	60kΩ
Frequency	0,02 - 400 Hz
Measuring category	CAT III 600V
Jaw size	30 mm

Item	Part No.
CM-860 Clamp-on multimeter, True RMS	**52066378**

Scope of supply	Part No.	Page
TSG-3 test leads	50120344	
TC-10 Nylon carrying case for measuring instruments with belt loop	50075349	645
Battery		

CM-960 Clamp-on multimeter, True RMS

Characteristics

- Jaw size 35 mm
- True RMS actual effective value for the most precise measurements
- AmpTip™ provides increased accuracy on small wires carrying 60 amps or less
- Variable Frequency Drive ACV, Hz Measurements
- Measurement of direct and alternating current, direct and alternating voltage, frequency, resistance and capacitance
- Non-contact AC voltage detection
- Dual reverberation sensor ensures precision during direct current measurement
- Non-Contact AC voltage detection
- Easy-to-read backlit display for poor lighting conditions
- Peak Hold and Data Hold function for recording measurement results
- Diode test
- MIN/MAX function for more versatile applications
- Analogue bar chart for checking fast changes
- Automatic zero-point setting for direct current measurement
- Longer battery service life due to selectable automatic shut-off



Technical data	
Display	LCD
Voltage measurement	0 - 600 V AC/DC
Current measurement	0 - 600 A AC/DC
Resistance	60kΩ
Frequency	0,02 - 400 Hz
Measuring category	CAT III 600V
Jaw size	35 mm

Item	Part No.	
CM-960 Clamp-on multimeter, True RMS	**52066376**	
Scope of supply	**Part No.**	**Page**
TSG-3 test leads	50120344	
TC-10 Nylon carrying case for measuring instruments with belt loop	50075349	645
Battery 9 V		

CM-1360 Clamp-on multimeter, True RMS



Characteristics

- Jaw size 51 mm
- True RMS actual effective value for the most precise measurements
- AmpTip™ provides increased accuracy on small wires carrying 60 amps or less.
- Variable Frequency Drive ACV, Hz Measurements
- Measurement of alternating current, direct and alternating voltage, frequency, resistance, capacitance and Diode test
- Flashlight aids in positioning when working in dark areas
- Easy-to-read backlit display for poor lighting conditions
- Peak Hold and Data Hold function for recording measurement results
- MIN/MAX function for more versatile applications
- Analogue bar chart for checking fast changes
- Audible continuity check
- Longer battery service life due to selectable automatic shut-off

Technical data	
Display	LCD
Voltage measurement	1000V AC / DC
Current measurement	1000 A AC
Resistance	60kΩ
Frequency	0.02 - 400 Hz
Measuring category	CAT IV 600V, CAT III 1000V
Jaw size	51 mm

Item	Part No.
CM-1360 Clamp-on multimeter, True RMS	**52066374**

Scope of supply	Part No.	Page
TSG-3 test leads	50120344	
TC-30 Nylon carrying case for measuring instruments with belt loop	50075365	645
Battery 9 V		

CM-1560 Clamp-on multimeter, True RMS

Characteristics

- Jaw size 51 mm
- True RMS actual effective value for the most precise measurements
- AmpTip™ provides increased accuracy on small wires carrying 60 amps or less
- Variable Frequency Drive ACV, Hz Measurements
- Measurement of direct and alternating current, direct and alternating voltage, frequency and resistance
- Flashlight aids in positioning when working in dark areas
- Crest (Peak) Max / Min
- Dual reverberation sensor ensures precision during direct current measurement
- Easy-to-read backlit display for poor lighting conditions
- Peak Hold and Data Hold function for recording measurement results
- MIN/MAX function for more versatile applications
- Analogue bar chart for checking fast changes
- Audible continuity check



Technical data	
Display	LCD
Voltage measurement	1000 V AC / DC
Current measurement	0 - 1000 A AC/DC
Resistance	60kΩ
Frequency	0,02 - 400 Hz
Measuring category	CAT III 1000V, CAT IV 600V
Jaw size	51 mm

Item	Part No.
CM-1560 Clamp-on multimeter, True RMS AC/DC	**52066372**

Scope of supply	Part No.	Page
TSG-3 test leads	50120344	
TC-30 Nylon carrying case for measuring instruments with belt loop	50075365	645
Battery 9 V		

CSJ-100 Jaw meter, open



Characteristics

- Jaw size 16 mm
- For easy, quick voltage measurement of AC, DC and alternating voltage
- Resistance measurement up to 20 MΩ
- Audible continuity test and diode test
- Alarm and LED for contactless voltage detection
- Automatic shut-off for longer service life
- Data Hold for recording the measured values

Technical data	
Display	LCD
Voltage measurement	200.0, 1,000V
Current measurement	0 A - 200 A AC
Resistance	200.0Ω; 2.000, 20.00, 200.0kΩ; 2.000, 20.00MΩ
Frequency	50 - 500 Hz
Measuring category	CAT III 1000V, CAT IV 600V
Jaw size	16 mm

Item	Part No.
CSJ-100 Jaw meter, open	**52020887**

Scope of supply	Part No.	Page
TC-5 Nylon carrying case for measuring instruments with belt loop	50075888	645
Battery 2 x 1.5 V AAA		
Test leads		

TSGF Measuring cable set with fuses CAT IV 1,000V



Characteristics

- Suitable for Greenlee jaw meters and digital multimeter
- Double insulated Silicon conductors with two coatings
- Superfine stranded copper cable, highly flexible
- 1.2 m cable length
- Fuses 6.3 x 32 mm FF 500 mA

Item	Part No.
TSGF Measuring cable set with fuses (500 mA) CAT IV 1,000V	**52034235**

TC-5 Nylon carrying case for measuring instruments with belt loop

Suitable for

- CMT-80 / CM-330 / CM-410 / CSJ-100

Item	Part No.
TC-5 Nylon carrying case for measuring instruments with belt loop	**50075888**



TC-10 Nylon carrying case for measuring instruments with belt loop

Suitable for

- CM-600 / CM-800 / CM-850 / CM-900 / CM-950

Item	Part No.
TC-10 Nylon carrying case for measuring instruments with belt loop	**50075349**



TC-30 Nylon carrying case for measuring instruments with belt loop

Suitable for

- CM-1300 / CM-1350 / CM-1500 / CM-1550
- Voltage tester GT-55NE / GT-85NE

Item	Part No.
TC-30 Nylon carrying case for measuring instruments with belt loop	**50075365**



GREENLEE®
A Textron Company

The right test

for every installation.



VDE tester to VDE 0100.

All you need to do to satisfy the requirements of VDE 0100 is respect a broad range of values. The Greenlee ETest series ensures you meet all these requirements. No matter whether with the multifunctional installation tester or the special tools for earthing and insulation resistances. To the highest possible level of safety and simple operation.



The ETest series is extremely safe to use as the display is always within view.

- **VDE tester to VDE 0100.**
- **Continuity test.**
- **Voltage measurements.**
- **Insulation resistance tests.**
- **RCD/FI measurements.**
- **Earthing resistance measurements.**

All measurements in just one action: *ETest Multi*

- One measuring device for measuring earth continuity and insulation from 100 V – 500 V loop impedance, frequency and voltage.
- Handy design weighing just 900 g.
- With unique integrated measuring head and cordless probe.

Benefits:

- Being multifunctional, the ETest Multi is several tools in one.
- The simple operation increases both comfort and safety when in use.
- The cordless probe enables use even at relatively inaccessible measuring points.



Measures the earthing resistance at every voltage: *ETest R_E*



- Suitable for use at 110 Volt, 230 Volt and electrical 3-phase systems.
- Earth resistance measurement according to 2, 3 and 4-wire method.
- With flexible USB interface and storage capacity for 500 test results.

Benefits:

- The ETest R_E can be used at all standard voltages.
- Regardless of the applicable requirements, earth resistance can be measured according to any method.
- The test results can be quickly and easily archived on the PC.

ETest Multi, multi-functional installation tester



Characteristics

- DIN VDE 0100 tester for: Continuity test, voltage measurement, insulation resistance test, line and earth loop impedance measurement, automatic RCD/RCCB test sequence, test of RCD/RCCB response time, test of RCD/RCCB trip current
- Uniquely integrated measuring head (wireless probe)
- Loop impedance measurement optionally without triggering the RCCB
- Slim tester with the lightest weight of its class
- Auto test function for RCD/RCCB measurement
- Large LC display and analogue bar display
- Extremely easy to use
- More safety when working under voltage - display is located directly in field of vision during use
- Fast and precise cutting

Technical data	
Earth continuity check	
Test current at	> 200 mA
Scale range of the display	0.00 Ω - 199 Ω
Resolution (Earthing)	0,01 Ω maximum
Insulation resistance	
Test voltage	100 V, 250 V, 500 V
Test current	1 mA> 1 mA with UN x (1000W/V)
Short circuit-Test current	> 2 mA
Scale range of the display (Isolation)	0.05 MΩ - 199 MΩ
Resolution (Isolation)	0,01 MΩ maximum
RCD	
Mains voltage	195 - 253 V / 195 - 440 V, 40 Hz - 65 Hz V
Nominal Test current	15 mA
Scale range of the display (Impedance):	0.01 Ω - 2000 Ω
Resolution (Impedance)	0,01 Ω maximum
Scale range	0 - 26 kA
RCD	
Mains voltage RDC	195 - 253 V, 40 Hz - 65 Hz
Nominal Test current RDC	10 mA, 30 mA, 100 mA, 300 mA, 500 mA
Scale range of the increase in current:	½ IΔn up to 1.1 IΔn
Measurement of voltage / frequency	
Display scale range	0 V - 400 V
Resolution (Voltage/Freq)	1 V
Accuracy	± 5 % ± 2 Digits
Frequency range	45 Hz - 65 Hz
General information	
Safety guidelines	IEC61010-1 300V Cat III, EN 61557
Dimension	260 x 100 x 55 mm mm
Weight	0,950 kg
Power supply system	Battery - AA 1.5 V alkali, IEC-LR14 (6 incl. in scope of supply)

Item	Part No.
ETest Multi, multi-functional installation tester	**52045014**

Scope of supply	Part No.	Page
Test lead set	52046756	
Power lead	52046757	
Wireless measuring probe	52046758	
Robust plastic case	52046759	

ETest RE, earth resistance measuring device

Characteristics

- Test options: Earth resistance measurement with 2, 3 and 4 - Wire Method, Earth resistance measurement with jaw meter, measurement of the specific earth resistance
- USB interface
- Large LC display
- Compact design
- Comfortable operation by rotary switch and push buttons
- Memory for 500 test results
- Simple downloading options to PC via USB



Technical data	
Earth continuity check	
Scale range of the display	0,00 Ω - 50,0 kΩ
General information	
Safety guidelines	IEC 61010-1 300 V CAT II, EN 61557
Dimension	260 x 100 x 55 mm mm
Weight	0,800 kg
Power supply system	Battery - AA 1.5 V alkali, IEC-LR14 (6 incl. in scope of supply)
Measured frequency	125 Hz ± 1 Hz
Measured frequency earth resistance	125 Hz ± 1 Hz
Measured frequency clamp method	125 Hz ± 1 Hz
Measured voltage earth resistance	< 30 V effective sinusoidal
Measured voltage jaw method	< 30 V effective sinusoidal
Measuring current jaw method	< 20 mA effective
Measuring current earth resistance	< 20 mA effective
Measuring voltage	< 30 V effective sinusoidal
Measurement current	< 20 mA effective
Interface	USB
scale range jaw method	0,00 Ω - 2.0 kΩ
Storage spaces	500

Item	Part No.
ETest RE, earth resistance measuring device	**52045013**

Scope of supply	Part No.	Page
Test lead set	52046753	
Connecting cable USB to MINI DIN	52046754	
Ground spike (4)		
Carrying bag	52046755	

Accessories	Part No.	Page
Current probe	52046834	

GREENLEE®
A Textron Company

Measuring heat where nobody goes.



Temperature measuring devices for tight areas.

Temperature measuring devices can measure temperatures quickly and safely from a distance. The products are set apart by extreme precision. The compact device design also permits measurements in tight areas.

If handled correctly, we offer a lifetime limited warranty on these products.



High optical resolution for sharp measurement.



- **For measurements from -60 °C to +625 °C.**
- **Accuracy to ± 2 °C.**
- **With laser for locating target area.**
- **With adjustable emissivity.**

For highly-precise temperature measurement: *TG-2000.*



- Highly-precise temperature measurements from a distance and in tight areas.
- **Precise focussing on measuring points even from long distances**.
- Connection port for type K temperature sensors.

Benefits:

- Injuries and short circuits eliminated due to the distance during measurement.
- Temperature measurements can easily be taken even while the machine is operating.

Temperature measurement *for constrained areas and* from a safe distance.

- Adjustable emissivity for optimising measuring accuracy for numerous materials and surfaces.

Benefits:

- With an optical resolution of 12:1, you can measure accurate to 20 cm from a distance of 2.4 m.
- Under-ceiling measurements, for example, can easily be taken without a ladder.

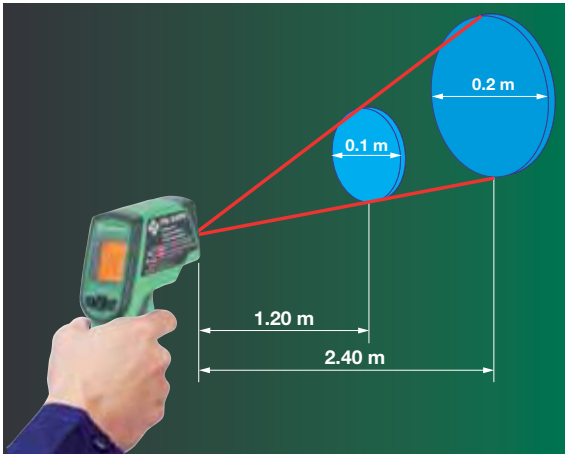

Optical resolution 12:1 and associated measuring ranges.

The TG-1000 and TG-2000 in numbers.

	Optical resolution	Temperature measurement range	Accuracy	Laser	Type K sensors
TG-1000	12:1	-60 °C - 550 °C (-76 °F - 1022 °F)	±2% or ±2 °C (4°F)	single	
TG-2000	16:1	-60 °C - 625 °C (-76 °F - 1157 °F)	±2% or ±2 °C (4°F)	dual	Yes

TG-1000 Infra-red thermometer



Characteristics

- Safe, non-contact temperature measurement
- Display with background illumination for comfortable read-off in all work areas
- Temperature display selectable in Celsius (°C) or Fahrenheit (°F)
- Maximum/minimum temperature, difference and average measurements
- Laser pilot light for identification of the centre of the target measuring area

Suitable for

- A variety of materials through adjustable emissivity for optimising the measuring accuracy

Technical data	
Monitor	LCD
Optical resolution	12:1
Temperature measurement	-60 °C - 550 °C

Item	Part No.
TG-1000 Infra-red thermometer	**52059365**

TG-2000 Dual laser infra-red thermometer



Characteristics

- Safe, non-contact temperature measurement
- Display with background illumination for comfortable read-off in all work areas
- Temperature display selectable in Celsius (°C) or Fahrenheit (°F)
- Maximum/minimum temperature, difference and average measurements
- Twin laser for identification of the approximate diameters of the target measuring area
- Bush for type K thermoelement

Suitable for

- A variety of materials through adjustable emissivity for optimising the measuring accuracy

Technical data	
Monitor	LCD
Optical resolution	16:1
Temperature measurement	-60 °C - 625 °C

Item	Part No.
TG-2000 Dual laser infra-red thermometer	**52059364**

TPB Temperature probe for temperatures of -40° C to +204° C



Suitable for

- Surfaces, air and gases.
- Not for use with fluids and gels.

Technical data	
Sensor length	1 m ±5 mm (39.4“ ±0.2“)
Temperature measurement	-40°C to +204°C (-40.00°C to 203.89°C)
Thermoelement	Thermoelement type K

Item	Part No.
TPB Temperature probe for temperatures of -40° C to +204° C	**50075926**

TPI-1 Temperature probe for temperatures of -40° C to +800° C

Suitable for

- Use in liquids and gels.

Technical data	
Accuracy	0.75% or ±2.2°C (4°F)
Sensor length	120 mm ±5 mm (4.72“ ±0.2“)
Temperature measurement	-40°C to 800°C (-40°F to 775.00°C)
Thermoelement	Thermoelement type K

Item	Part No.
TPI-1 Temperature probe for temperatures of -40° C to +800° C	**50065696**



TPFSC Temperature probe for temperatures of -40° C to +500° C

Suitable for

- Measurement of flat or bevelled surfaces

Technical data	
Accuracy	0.75% or ±2.2°C (4°F)
Sensor length	120 mm ±5 mm (4.72“ ±0.2“)
Temperature measurement	-40°C to +500°C (-40°F to 932°F)
Thermoelement	Thermoelement type K

Item	Part No.
TPFSC Temperature probe for temperatures of -40° C to +500° C	**50065700**



Cables

on course.



Sound testing sensors for sheathed and unsheathed cables.

Sound testing sensors for cable and conductor identification allow cables to be detected within a bundle at a cross-connect point or at the remote end.

- In some cases using various tones for several conductors at the same time.
- Also without metallic contact with the receiver.

The devices enable cables and conductors to be quickly traced along a wall in full control panels and equipment rooms.



Simply connect the transmitter and cables can be quickly detected.



- **Sound testing sensors for twisted pair, coaxial and contactless cables.**
- **For continuity tests and tracking cores and cables.**
- **Various sensitivities can be set for precise identification.**

Acoustic testing sensor kit 701K-G



Characteristics

- For the identification of individual conductors or cables
- Talk battery supply
- Tone generator with crocodile terminals and RJ-11 plug
- 3-colour LED display (identifies WS call voltages)
- Weather-resistant design
- Tone generator with interchangeable tips
- Selectable wobble tone
- Polarity test
- Continuity test

Item	Part No.	
Acoustic testing sensor kit 701K-G	**52047869**	
Scope of supply	**Part No.**	**Page**
High-power sound generator 77HPCE	52055781	
Inductive amplifier 200 EP	52055782	
Bag	50086839	
Battery 9 V		

Premium Tone and Probe Kit 801K



Characteristics

- Talk battery supply
- Tone generator with crocodile terminals with pincushion and RJ-11 plug
- 3-colour LED display (identifies WS call voltage).
- Weather-resistant design
- Selectable wobble tone
- Continuity test
- Polarity test
- 50Hz filter function

Item	Part No.	
Premium Tone and Probe Kit 801K	**50604660**	
Scope of supply	**Part No.**	**Page**
77HP/6A Tone generator	50605034	
200FP filter sensor	50604678	
Bag 700C	50086839	
Battery 9 V		

GREENLEE®
A Textron Company

Secure communication
in the network.



Network measuring devices and testers.

Fast, precise and easy to use - these features make Greenlee's wiring and network service testers indispensable for technicians who install and maintain networks. The NETcat® Micro NC-100 is a wiring tester for testing data voice and video applications. The result is clearly shown on a backlit LCD display. In twisted-pair mode, even “split-pairs” faults can be found. An integrated sound generator combined with an inductive receiver enables laid cables to be quickly identified. The NETcat® Pro NC-500 also offers the option of TDR calibration - enabling you to determine the length of the cable without a problem.



Greenlee measuring devices and testers for the fast and simple testing of networks.

- **Network cable tester.**
- **Built-in tone generator.**
- **Length measurement via TDR function.**
- **Backlit touchscreen display.**



NETcat® Micro NC-100 is a wiring tester for testing data, voice and video cables

Characteristics

- Built-in tone generator
- Testing of twisted pair (UTP, STP) and coaxial cables
- Locating short-circuits, breaks, incorrect wiring and split pair errors
- Surge warning feature
- Digital, backlit display
- Telephone (RJ-12), LAN (RJ-45) and coaxial connector (F type) ports
- Integrated remote unit
- Three selectable sound signals for cable identification



Item	Part No.	
NETcat® Micro NC-100	**52024541**	
Scope of supply	**Part No.**	**Page**
Twisted pair, coax and crocodile clips/connecting cable		
Battery 9 V		

NETcat® Micro NC-100 in combination with inductive receiver 200EP for cable identification

Characteristics

- Telephone (RJ-12), LAN (RJ-45) and coaxial connector (F type) ports
- Integrated remote unit
- Three selectable tone signals for cable conductor identification
- Testing of twisted pair (UTP, STP) and coaxial cables
- Locating short-circuits, breaks, incorrect wiring and split pair errors



Item	Part No.	
NETcat® Micro NC-100 + 200EP	**NC100EP**	
Scope of supply	**Part No.**	**Page**
NETcat® Micro NC-100	52024541	657
Inductive amplifier 200 EP	52055782	
Carrying bag		
Battery 9 V		

NETcat® Pro NC-500, wiring and network service tester with TDR function



Characteristics

- Length measurement using TDR function up to 600 m
- Four selectable tone signals for cable identification
- Displays active network devices (PC or hub) in 10/100 Base-T networks
- NVP calibration
- ID detection of up to eight remote units with optional NC-510 accessory kit
- Testing of twisted pair (UTP, STP) and coaxial cables
- Locating short-circuits, breaks, incorrect wiring and split pair errors

Item	Part No.
NETcat® Pro NC-500	**52024556**

Scope of supply	Part No.	Page
Twisted pair, coax and crocodile clips/connecting cable		
Battery 9 V		

Accessories	Part No.	Page
7 Remote units ID2 - ID8, carrying bag incl.	52024661	



Technical notes on the various crimping types i-2

Legend of pictograms used for connecting materials i-3

Special properties of connecting materials i-4

- Material properties i-4
- Electrical properties i-4
- Mechanical properties i-4
- Assignment of cables and conductors i-5

Processing instructions for connecting materials i-6

- Assembly instructions for cable lugs and connectors i-6
- Assembly instructions for sleeves for type VHR and VHD compacted conductors i-7
- Processing instructions for reduction sleeves i-7
- Assembly instructions for full tension Al/steel connectors to DIN 48085, part 3 i-7
- General notes i-8

Processing instructions for screw connectors i-9

Processing instructions for cable junction tap connectors i-10

- Assembly instructions KSK1503 i-10
- Assembly instructions KSK504 i-11
- Assembly instructions for SKR1503 / SKR1204 / SKR1304 / SKR1504 / SKR150/1504 / SKR1854 / KSK1504 / KSK1854 i-12
- Structure of tap connectors SKR1204, SKR150/504, SKR150/1504 and SKR1854 for four conductor cables i-13
- Structure of tap connector SKR1503 for three conductor cables i-13
- Structure of tap connector KSK15041504 for four conductor cables i-13

Conversion tables i-14

Check-list for custom made cable lugs and connectors i-15

General technical information i-16

- Cable pulling technology – Typical applications i-16
- Measuring categories i-17
- Metric cable glands EN 50262 i-18
- Holemaking systems i-18
- Hydraulic punches i-18
- Standards and norms i-19

Alphabetical Index i-20

Alphanumeric Index i-24

Technical notes on the various crimping types

	Crimp	Description	Scope of application
	**Hexagonal crimping**	for crimping tubular copper cable lugs and connectors “standard type”, tubular cable lugs for switchgear connections, compression cable lugs and connectors to DIN 46235/DIN 46267, aluminum cable lugs and connectors	6 - 1000 mm²
	**Indent crimping**	for crimping tubular copper cable lugs and connectors “standard type”, tubular cable lugs for switchgear connections, solderless terminals to DIN 46234 and pin cable lugs to DIN 46230, insulated solderless terminals, tubular cable lugs and connectors for fine stranded conductors, nickel tubular cable lugs and connectors, stainless steel tubular cable lugs and connectors	0.75 - 400 mm²
	**Oval crimping**	for crimping tubular double compression cable lugs, C-clamps, insulated tubular cable lugs and connectors, insulated pin cable lugs and compression joints to DIN 48217, insulated cable connectors	0.1 - 185 mm²
	**Indent crimping**	for crimping copper tubular cable lugs and connectors “standard type”, tubular cable lugs for switchgear connections, tubular cable lugs and connectors for fine stranded conductors	6 - 400 mm²
	**Indent crimping**	for crimping copper tubular cable lugs and connectors “standard type”, tubular cable lugs for switchgear connections, nickel tubular cable lugs and connectors, stainless steel tubular cable lugs and connectors	4 - 95 mm²
	**Trapezoid crimping**	for crimping cable end-sleeves and twin cable end-sleeves	0.14 - 240 mm²
	**Indent crimping**	for crimping cable end-sleeves and twin cable end-sleeves	0.5 - 35 mm²
	**Square crimping**	for crimping cable end-sleeves and twin cable end-sleeves	0.14 - 16 mm²
	**Roll crimping**	for crimping non-insulated receptacles and cable end-sleeves DIN 46228, part 2	0.1 - 6 mm²
	**Round crimping**	for crimping cable end-sleeves and twin cable end-sleeves	0.14 - 16 mm²
		of 90° and 120° sector-shaped conductors	10 sm – 300 sm 35 se – 300 se
	**Quad-point indent crimping**	for crimping copper tubular cable lugs and connectors “standard type”, tubular cable lugs for switchgear connections, tubular cable lugs and connectors for fine stranded conductors	10 - 300 mm²
	**Four point crimping**	for crimping turned pin receptacles and pin connectors	0.1 - 4 mm²
	**Special trapezoid crimping**	particularly for crimping cable end-sleeves with compacted fine stranded conductors	10 - 240 mm²
	**Gas-tight oval crimping**	Crimp quality according to automotive standards	

Legend of pictograms used for connecting materials

	Designation
	Tubular cable lugs and connectors, blue connection – Cu
	Tubular cable lugs and connectors – Cu, standard design
	Insulated cable lugs and connectors; “standard type”
	Tubular cable lugs and connectors for fine stranded conductors
	Tubular cable lugs and connectors for solid conductors
	Tubular cable lugs and connectors – stainless steel
	Tubular cable lugs and connectors – Ni
	Compression cable lugs and connectors to DIN – Cu
	Solderless terminals, connectors and pin terminals to DIN – Cu
	Insulated solderless terminals
	Sleeves for compacted conductors and sector-shaped conductors – Cu
	Compression cable lugs and connectors for Aldrey cables
	Compression cable lugs and connectors for Al/St cables
	Compression cable lugs and connectors to DIN – Al
	Compression cable lugs and connectors – Al/Cu
	C-clamps
	H-clamps
	Cable end-sleeves
	Twin cable end-sleeves
	Insulated cable connections
	Non-insulated receptacles

Material properties

Information on materials used for copper and aluminum cable lugs and connectors

- All copper tubular cable lugs, solderless terminals, pin terminals and the corresponding connectors are manufactured from Cu to DIN 13600.
- Cable end-sleeves to DIN 46228 part 1 and part 4 are manufactured from Cu to DIN EN 13600.
- Aluminum compression cable lugs and connectors are manufactured from E-Al 99.5 to DIN 1712.

Electrical properties

- The maximum current load of our cable connections in conjunction with insulated conductors can be found in the chart below.

	Group 1 One or more single-core conductors laid in conduits		**Group 2** Multi-core conductors, e. g. sheathed conductors, conduit wires, lead-sheathed conductors, flat webbed conductors, flexible cables		**Group 3** Overhead single-core conductors with clearance of at least their diameter	
Nominal cross-section mm²	**Cu (A)**	**Al (A)**	**Cu (A)**	**Al (A)**	**Cu (A)**	**Al (A)**
0.75	–	–	12	–	15	–
1	11	–	15	–	19	–
1.5	15	–	18	–	24	–
2.5	20	–	26	–	32	–
4	25	–	34	–	42	–
6	33	–	44	–	54	–
10	45	–	61	48	73	57
16	61	48	82	64	98	77
25	83	65	108	85	129	103
35	103	81	135	105	158	124
50	132	103	168	132	198	155
70	165	–	207	163	245	193
95	197	–	250	197	292	230
120	235	–	292	230	344	268
150	–	–	335	263	391	310
185	–	–	383	301	448	353
240	–	–	453	357	528	414
300	–	–	504	409	608	479
400	–	–	–	–	726	569
500	–	–	–	–	830	649

Values applicable only at an ambient temperature of 30 °C

Mechanical properties

- The tensile strength of connections made in accordance with the processing instructions using our tools complies with DIN EN 61238-1.

***Please note** that crimping solderless cable connections using tools from other manufactures does not guarantee a proper connection. We recommend only the use of solderless cable connections from **KlauKe**® using **KlauKe**® tools.*

Assignment of cables and conductors

a) Copper

- Our copper cable lugs and connectors are suitable for connecting copper cables to DIN 48201, part 1 and copper conductors according to DIN EN 60228 (see chart).

b) Aluminum

- Our aluminum cable lugs and connectors are suitable for connecting aluminum cables to DIN EN 50182 and aluminum conductors to DIN EN 60228 (see chart).



Sector-shaped conductors must be rounded with pre-rounding tools before assembly.

Cross-section compatibility chart for cable lugs and connectors for copper and aluminum conductors to

- VDE 0250
- DIN 48200
- DIN 48201 part 1, DIN EN 50182
- DIN EN 60228

Cross-section mm²	Reference cross section	Cable Cu and Al		Stranded round conductor	Compacted round conductor		Solid conductor		Fine and superfine stranded conductor
	DIN 48201 part 1, DIN EN 50182			VDE 0295, DIN EN 60228					
	(mm²)	Number of wires	Cable Ø (mm)	Conductor Ø (mm)	Conductor Ø min. (mm)	Conductor Ø max. (mm)	Conductor Ø min. (mm)	Conductor Ø max. (mm)	Cable Ø max. (mm)
0.5	–	–	–	1.1	–	–	–	0.9	1.1
0.75	–	–	–	1.2	–	–	–	1	1.3
1	–	–	–	1.4	–	–	–	1.2	1.5
1.5	–	–	–	1.7	–	–	–	1.5	1.8
2.5	–	–	–	2.2	–	–	–	1.9	2.3
4	–	–	–	2.7	–	–	–	2.4	2.9
6	–	–	–	3.3	–	–	–	2.9	3.9
10	10.02	7	4.1	4.2	–	–	–	3.7	5.1
16	15.89	7	5.1	5.3	–	–	–	4.6	6.3
25	24.25	7	6.3	6.6	5.6	6.5	5.2	5.7	7.8
35	34.36	7	7.5	7.9	6.6	7.5	6.1	6.7	9.2
50	49.48	7	9	9.1	7.7	8.6	7.2	7.8	–
50	48.35	19	9	–	–	–	–	–	11
70	65.81	19	10.5	11	9.3	10.2	8.7	9.4	13.1
95	93.27	19	12.5	12.9	11	12	10.3	11	15.1
120	116.99	19	14	14.5	12.5	13.5	11.6	12.4	17
150	147.11	37	15.8	16.2	13.9	15	12.9	13.8	19
185	181.62	37	17.5	18	15.5	16.8	–	–	21
240	242.54	61	20.3	20.6	17.8	19.2	–	–	24
300	299.43	61	22.5	23.1	20	21.6	–	–	27
400	400.14	61	26	26.1	22.9	24.6	–	–	31
500	499.83	61	29.1	29.2	25.7	27.6	–	–	35
625	626.2	91	32.6	33.2	29.3	32.5	–	–	39
800	802.09	91	36.9	37.6	–	–	–	–	–
1000	999.71	91	41.1	42.2	–	–	–	–	–

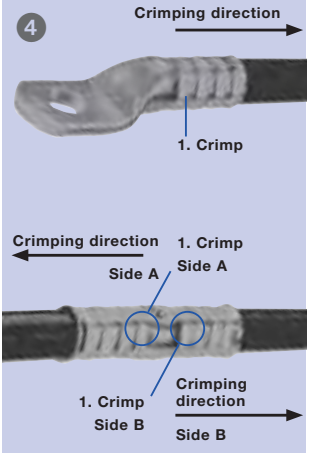

Assembly instructions for cable lugs and connectors

1. Strip conductor in line with insertion depth (+ 10 % because of length change of crimp sleeve).
2. The conductor ends must be cleaned mechanically prior to assembly.
3. Insert conductor fully into cable lug or connector.
4. Observing the crimping direction, crimp the cable lug or connector using the appropriate tools. The crimping direction for cable lug and connector is indicated in the diagram opposite.
5. Remove excess compound emerging from aluminum cable lugs and connectors.

We recommend the following number of crimps for individual cross sections:

Cross-section	Tubular cable lugs		Cable lugs to DIN 46235		Al cable lugs	
	5 mm	width	5 mm	width	7 mm	width
mm^2	Crimping die	Crimping dies	Crimping die	Crimping dies	Crimping die	Crimping dies
6	1		2			
10	1		2			
16	1	1	2	1	4	2
25	2	1	2	1	4	2
35	2	1	2	1	5	2
50	2	1	3	1	5	2
70	2	1	3	1	6	3
95	2	1	4	2	6	3
120	2	1	4	2	6	3
150	2	1	4	2	6	3
185	2	1*	4	2	6	3
240	4	2	5	2	8	3
300	4	2	5	2 (17 mm)** 5 (7 mm)***	8	3
400	4	2		3		4
500				3		4
625				3		
800				3		
1000				3		

* when using quad-point indent crimping (HK60VP, EK 60 VP/FT-L etc.)
Number of crimping operations: 2

** Crimp with crimping dies of Series 25 and Series 45

*** Crimp with crimping dies of Series 13

Processing instructions for sleeves for compacted and sector-shaped conductors, types VHR and VHD

We recommend the use of additional VHR and VHD sleeves for compacted round conductors to ensure that the tubular cable lugs and connectors fit accurately.

For sector-shaped conductors, we recommend the use of additional sector sleeves VHR 3 or VHR 4 and VHD 3 or VHD 4 with Cu cable lugs and connectors to prevent the conductor recoil. Sleeves need to be rounded with pre-rounding tools.

Please note:

1. Ensure that the conductor is deformed as little as possible when cutting to length.
2. Strip the conductor insulation in line with the insertion length.
3. Slip the sleeve up to the front cut edge of the conductor.
4. Place the conductor and sleeve in the pre-rounding tool as per the diagram.
5. Crimp the sleeve
   a) Crimping operation as per the diagram (1st pre-crimp)
   b) Crimp turned through 90° (2nd pre-crimp)
   c) Crimp turned through 30° (finish-crimp)
   d) Crimp turned through 30° as required (finish-crimp)

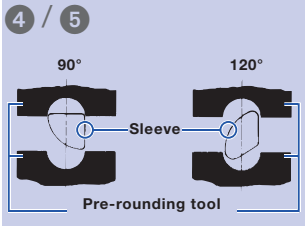

Instructions for fitting reduction sleeves

Only wide hydraulic crimping dies to be used when crimping more than two cross-sections.

Assembly instructions for full tension Al/steel connectors to DIN 48085, part 3

The connectors consist of an Al sleeve (E-Al 99.5) and a soft steel sleeve (St 52).

1. Straighten cable ends, remove dirt and any oxide layer.
2. Slip the Al-compression joint onto one of the cable ends.
3. Tie off the cable end and strip the Al cores.
4. Tie off Al and steel cores.
5. Slip on the steel sleeve and crimp through according to the crimping marks.
6. Slide the Al sleeve centrally over the crimped steel sleeve and crimp according to the crimping marks.
7. Remove excess compound after crimping the connector.

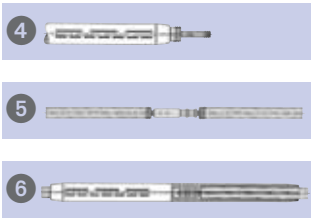

Caution: *Do not crimp in the centre, in the area of the steel connector. Do not crimp in the area of the cones.*

Warning: *The compound must not be removed, either fully or partially, prior to assembly.*

The tool dies can be assigned either by colour-coding, or preferably based on the code assigned to the cross-section. The dies for the steel sleeve have a black finish, those for the Al sleeve are zinc-coated.

General information:
The crimping process has to be continued until the dies are completely closed, otherwise a proper crimp cannot be guaranteed.

General information

Crimping dies:

The dies of series K 18, EK 50/18-L, PK 18, HK 18 and THK 18 and series HK 252, PK 252, HK 252 EL correspond in terms of external dimensions to DIN 48083 parts 1 and part 3 respectively.

The hexagonal dimensions of all interchangeable dies for manual and hydraulic tools of series D (i. e. for DIN cable lugs and connectors 46235 and 46267) and A (Al cable lugs and connectors, as well as Al-Cu cable lugs and connectors) are to DIN 48083 part 4.

Surfaces:

All above mentioned dies are supplied “chrome-yellow” for copper and “galvanized” for aluminum and nickel.

Respect the following maximum cross-sections when crimping connectors using crimping tools K18, PK18, EK 50/18-L and HK 120/30 and EK 120/30-L:

K 18, EK 50/18-L and PK 18 connector type / crimping dies	Max. cross section mm^2	HK 120/30 and EK 120/30-L connector type / crimping dies	Max. cross section mm^2
Cu standard version, R-series	95	Cu standard version, R-series	185
Cu DIN and high-tensile version, D-series	70	Cu DIN version, D-series	150
		Al version, A-series	120
Al version, A-series	70	Al for high-tensile version, A-series	95

The following tools do not provide a code no. on crimps:

EK 60 VP-L, EK 60 VP/FT-L, HK 60 VP, HK 60 VPFT, PK 60 VP and PK 60 VPFT.

The following tightening torques apply for screws and bolts of strength category 8.8 as specified by DIN EN 61238:

Size of thread	Tightening torque (Nm)	Size of thread	Torque (Nm)
M 5	5	M 12	75
M 6	9	M 14	120
M 7	15	M 16	190
M 8	22	M 20	380
M 10	44		

Assembly instruction for screw connectors

Because they are detachable connecting elements, screw connectors are used preferably for heat-shrunk or cast resin joints. However, they also can be used in all other types of cable joints. Four-screw connectors are especially suitable for multi-stranded conductors, since the longer connector length increases the transverse conductance of the individual wires and the contact resistance decreases accordingly. In addition, higher pull-out values are achieved. Barrier type four-screw connector clamps are suitable for cables with mass-impregnated paper insulation.

In an electrolyte-free, e.g. dry environment, aluminum as well as copper conductors can be combined. This also applies in combination with heat-shrunk hoses. If conductors of different materials (e.g. Cu and Al cables) have to be connected, a barrier type connector is recommended.

While identical types of cables (e.g. NAYY-NAVY) can be used with non-barrier types of connectors for unequal cables (e.g. NAYY-NAKBA), plastic or earth cables, the use of connectors with barrier as an oil stop is recommended.

Insertion depth of conductors is controlled either by the conductor stop at the barrier, or by inspection hole on screw connectors without barrier.

In addition to the conventional screw connectors, we offer screw connectors with shear-off heads. The benefit of this design is the defined tightening torque, which is pre-determined by the maximum transferable torque at the rated breaking point. This contact force defined by the manufacturer guarantee optimum electrical and mechanical properties (DIN EN 61238). No torque wrenches are required for assembly of this connector type.

With standard screw connectors, the required contact pressures are reached at approx. 80 % of the specified torque. Over-crimping beyond the torque specified for the connector must be avoided.

The cross-grooves on the conductor channels allow high tensile forces to be transmitted. The tensile forces of our screw connectors correspond to compression joints to DIN 46267, part 2, with identical cross section.

The screws are treated with a high-gliding, molybdenum sulphide-based lubricant. This guarantees adequate contact pressure with a relatively low tightening torque.

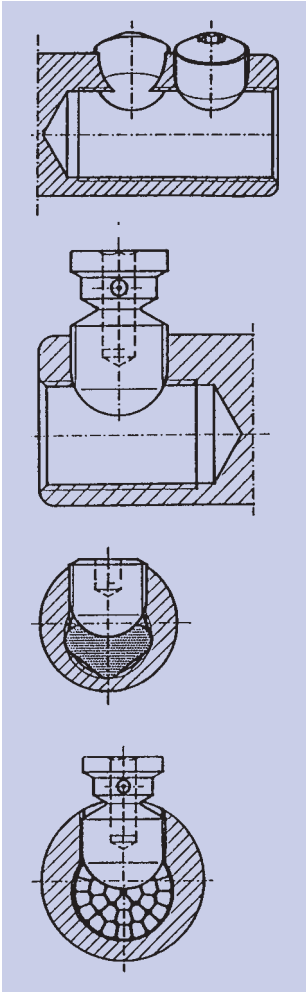

Assembly instructions KSK1503

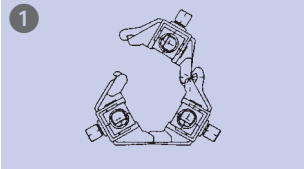

1 Strip cable to DIN 47630.

Comes with open snap-closure.

If opening is required due to inadvertent closing, open ring parts by hand against snapping direction.

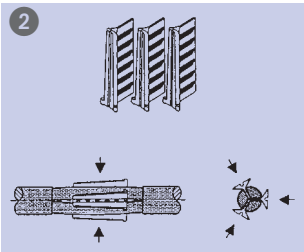

Three conductor cable

Cross-section	Recommended bare length*
50 - 95 mm²	200 mm
50 – 185 mm²	320 mm

* **Observe assembly instructions of gland manufacturer!** On sets with off-centre bulge (largest gland diameter), spacer wedges must also be placed off-centre.

2 Place spacer wedges between conductors.

Expander wedges help to spread the conductors.

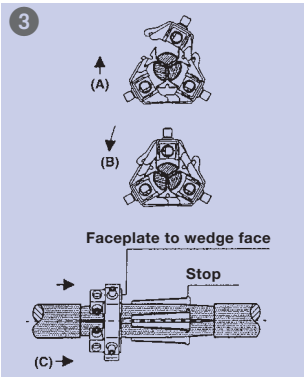

3 (A) Place clamping ring on the main conductor cable.

(B) Push clamping ring halves against the wedges.

(C) Slip ring onto wedges hand-tight. It does not need to be pushed up to the stop.

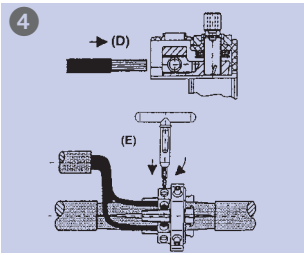

4 (D) Strip tap conductor.

(E) Insert phase conductor into tap hole and tighten.

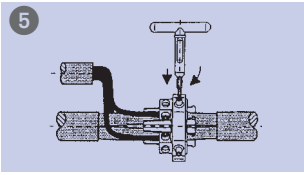

Attention! *Insert wrench fully into hexagon screw! Tap conductors below 16 mm² are recommended to be clamped with kinked ends.*

5 Shear-off screws to be tightened until seated on insulation.

- Contact by alternating and uniform tightening until heads shear off.
- Shear-off screws ease assembly operation. However, alternating and uniform tightening of screws is still required to ensure careful assembly. Remove sheared-off heads from gland. Once sheared-off, screws cannot be loosened.

Structure of the tap connector KSK1503 for three conductor cable

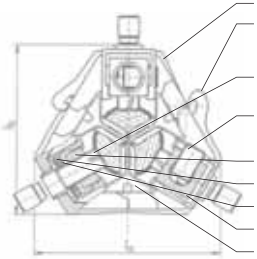

	Structure	Material
1.	**Ring:**	
1.1	Upper part	High-strength aluminum alloy
1.2	Lower part	High-strength aluminum alloy
2.	**Contact block:**	
2.1	Threaded bolt (main conductor)	E-copper, tin-plated
2.2	Pressure bolt (tap conductor)	Steel, tin-plated
2.3	Insulation housing	High-strength plastic
2.4	Washer	Steel
2.5	Disc spring stack	Spring steel, black-finished
2.6	Contact segment	Copper alloy
3.	Spacer wedge	High-strength plastic

Assembly instructions for KSK504

1. Bare conductor and insert wedge. Make sure that wires are tight to wedge.

Type	Recommended bare length*
KSK504	90 mm

*** Observe assembly instructions of gland manufacturer!**
Comes with open snap-closure.

If opening is required due to inadvertent closing, open ring parts by hand against snapping direction.

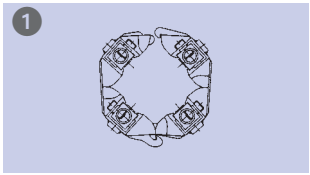

2. Place spacer wedges between conductors.

   Expander wedges help to spread the conductors.

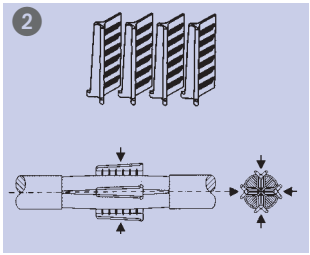

3. (A) Place clamping ring on the main conductor cable.

   (B) Push clamping ring halves against the wedges.

   (C) Push ring onto spacers. If wedges or two piece insulator are used, push on ring only hand-tight.
   It does not need to be pushed up to the stop.

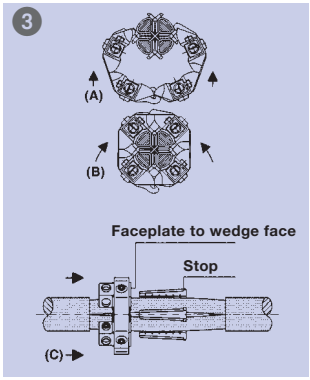

4. (D) Strip tap conductor.

   (E) Insert phase conductor into tap hole and tighten.

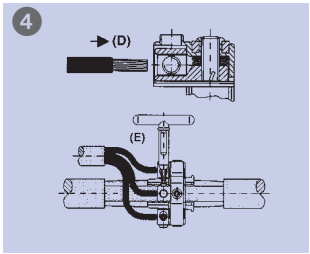

Attention! *Insert wrench fully into hexagon screw! Tap conductors below 16 mm² are recommended to be clamped with kinked ends.*

5. Shear-off screws to be tightened by alternating and uniform actions until seated on insulation.

   Contact by alternating uniform tightening.

   Maximum tightening force is achieved when a perceptible resistance is felt after cutting through insulation (stop), caused by penetration of bolt into conductor surface. Recommended tightening torque is approx. 15 Nm (1.5 kpm).

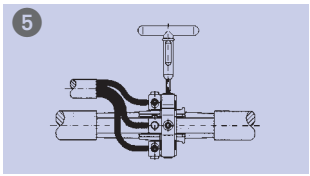

Structure of the tap connector KSK504 for four connector cables

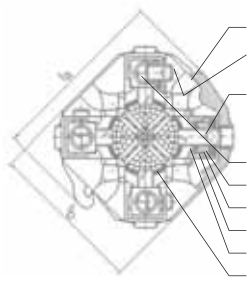

	Structure	Material
1.	**Ring:**	
1.1	Upper part	High-strength aluminum alloy
1.2	Lower part	High-strength aluminum alloy
2.	**Contact block:**	
2.1	Threaded bolt (main conductor)	E-copper, tin-plated
2.2	Pressure bolt (tap conductor)	Steel, tin-plated
2.3	Insulation housing	High-strength plastic
2.4	Washer	Steel
2.5	Disc spring stack	Spring steel, black-finished
2.6	Contact segment	Copper alloy
3.	Spacer	High-strength plastic

Assembly Instructions for:
SKR1503 / SKR1204 / SKR1304 / SKR1504 / SKR150/1504 / SKR1854 / KSK1504 / KSK1854

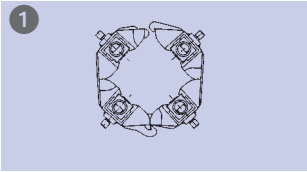

1 Strip cable to DIN 47630.

Comes with open snap-closure.
If opening is required due to inadvertent closing, open ring parts by hand against snapping direction.

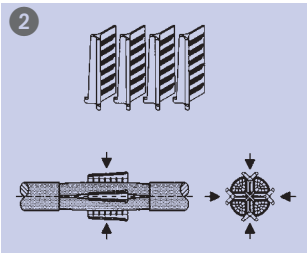

Three conductor cable

Cross-section	Recommended bare length*
50 - 95 mm²	200 mm
50 - 185 mm²	320 mm

Four conductor cable

Cross-section	Recommended bare length*
50 - 120 mm²	120 mm
50 - 185 mm²	160 mm

* **Observe assembly instructions of gland manufacturer!** On sets with off-centre bulge (largest gland diameter), spacer wedges must also be placed off-centre.

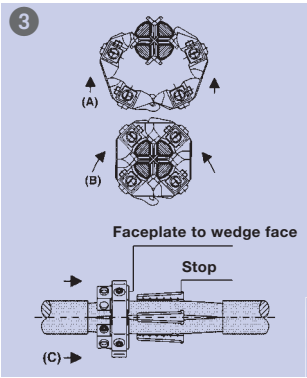

2 Place spacer wedges between conductors.
Expander wedges help to spread the conductors.

3 (A) Place clamping ring on the main conductor cable.
(B) Push clamping ring halves against the wedges.
(C) Slip ring onto wedges hand-tight.
It does not need to be pushed up to the stop.

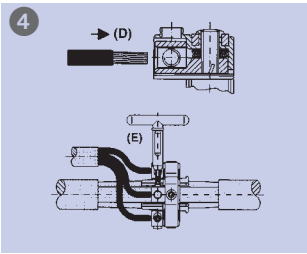

4 (D) Strip tap conductor.
(E) Insert phase conductor into tap hole and tighten.

Attention! *Insert wrench fully into hexagon screw! Tap conductors below 16 mm² are recommended to be clamped with kinked ends.*

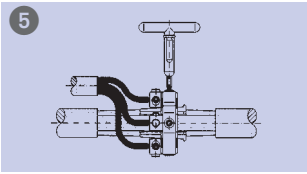

5 Shear-off screws to be tightened by alternating and uniform actions until seated on insulation.

Contact by alternating uniform tightening.

Maximum tightening force is achieved when a perceptible resistance is felt after cutting through insulation (stop), caused by penetration of bolt into conductor surface. Recommended tightening torque is approx. 20 Nm (2 kpm).

Structure of the tap connectors SKR1204, SKR150/504, SKR150/1504 and SKR1854 for four connector cables

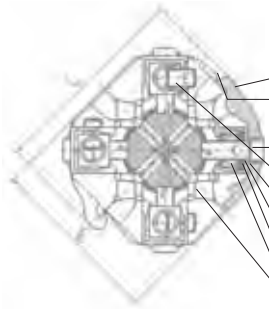

	Structure	Material
1.	**Ring:**	
1.1	Upper part	High-strength aluminum alloy
1.2	Lower part	High-strength aluminum alloy
2.	**Contact block:**	
2.1	Threaded bolt (main conductor)	E-copper, tin-plated
2.2	Pressure bolt (tap conductor)	Steel, tin-plated
2.3	Insulation housing	High-strength plastic
2.4	Washer	Steel
2.5	Disc spring stack	Spring steel, black-finished
2.6	Contact segment	Copper alloy
3.	Spacer wedge	High-strength plastic

Structure of the tap connector SKR1503 for three connector cables

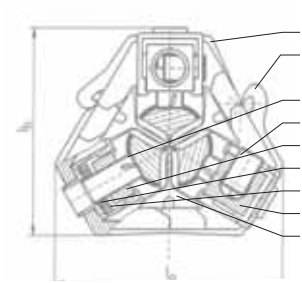

	Structure	Material
1.	**Ring:**	
1.1	Upper part	High-strength aluminum alloy
1.2	Lower part	High-strength aluminum alloy
2.	**Contact block:**	
2.1	Threaded bolt (main conductor)	E-copper, tin-plated
2.2	Pressure bolt (tap conductor)	Steel, tin-plated
2.3	Insulation housing	High-strength plastic
2.4	Washer	Steel
2.5	Disc spring stack	Spring steel, black-finished
2.6	Contact segment	Copper alloy
3.	Spacer wedge	High-strength plastic

Structure of the tap connector KSK1504 for four connector cables

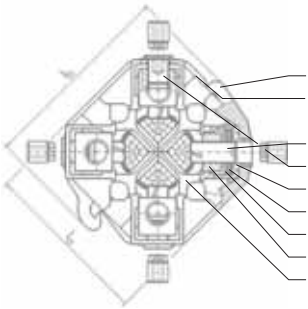

	Structure	Material
1.	**Ring:**	
1.1	Upper part	High-strength aluminum alloy
1.2	Lower part	High-strength aluminum alloy
2.	**Contact block:**	
2.1	Threaded bolt (main conductor)	E-copper, tin-plated
2.2	Pressure bolt (tap conductor)	Steel, tin-plated
2.3	Insulation housing	High-strength plastic
2.4	Washer	Steel
2.5	Disc spring stack	Spring steel, black-finished
2.6	Contact segment	Copper alloy
3.	Spacer wedge	High-strength plastic

Assignment of conductor cross sections (AWG or MCM sizes to mm²)

AWG	Metric conductor cross-section mm²	Comparable conductor cross-section mm²	MCM	Metric conductor cross-section mm²	Comparable conductor cross-section mm²
27	0.102	–	250	127	120
26	0.128	0.14	300	152	150
25	0.163	–	350	177	185
24	0.205	0.2	400	203	–
23	0.259	0.25	500	253	240
22	0.325	0.34	600	304	300
21	0.412	–	700	355	–
20	0.519	0.5	800	405	400
19	0.653	–	900	456	–
18	0.823	0.75	1000	507	500
17	1.04	1	1250	633	625
16	1.31	–	1500	760	800
15	1.65	1.5	1750	887	–
14	2.08	–	2000	1010	1000
13	2.63	2.5			
12	3.31	–			
11	4.15	4			
10	5.27	6			
9	6.62	–			
8	8.35	–			
7	10.6	10			
6	13.3	–			
5	16.8	16			
4	21.2	–			
3	26.7	25			
2	33.6	35			
1	42.4	–			
1/0	53.4	50			
2/0	67.5	70			
3/0	85	95			
4/0	107.2	120			

British and American units of measurement

Length units		Area units		Volume units		Fluid volume units		Weight	
1 mil	0.0254 mm	1 sq. in.	645.1 mm²	1 cu. in.	16.386 cm³	1 pint	0.568 l	1 grain	0.059 g
1 inch	25.4 mm	1 sq. ft.	0.093 m²	1 cu. ft.	0.028 m³	1 quart	1.136 l	1 ounce	28.349 g
1 foot	0.3048 m	1 sq. yd.	0.836 m²	1 cu. yd.	0.764 m³	1 brit. gallon	4.554 l	1 pound (lb)	0.454 kg
1 yard	0.9140 m					1 am gallon	3.785 l	1 brit. ton	1.016 t
1 mile	1.6090 km					1 quarter	290.790 l	1 am. ton	0.907 t
						1 bushel	36.350 l		

Check-list for custom made cable lugs and connectors

Customer / Company: . . . . . Customer No.: . . . . .

Address: . . . . . Fax: . . . . .

Contact person: . . . . . Tel.: . . . . .

Drawings and dimensions: Please fill in all required dimensions (see dimension chart) and necessary data.

☐ Cable lug

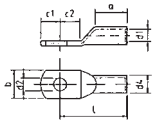

☐ Cable lug with two holes in palm

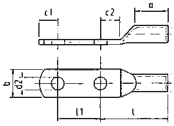

☐ Cable lug with hook
right

left

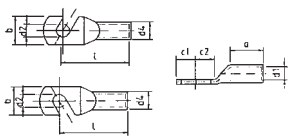

☐ Angle cable lug
from 30° to 90°

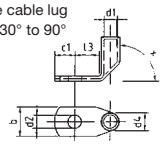

☐ Cable lug with angle
up to 30°

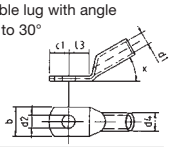

☐ Connector

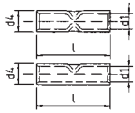

☐ Parallel connector

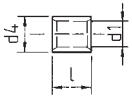

Number of butt marks: 0 / 1 / 2 / . . . . . .

Other types acc. to your sketches/remarks:

Dimension chart (please state nominal dimensions in “mm”):

Dimension d1 . . . . . Dimension l . . . . .

Dimension d4 . . . . . Dimension l1 . . . . .

Dimension d2 . . . . . Dimension l3 . . . . .

Dimension a . . . . .

Dimension b . . . . .

Dimension c1 . . . . . Angle x . . . . .

Dimension c2 . . . . .

Technical data

Type of conductor (if known): . . . . .

Cross-section (cable): . . . . .

Inspection hole (on cable lugs): ☐ Tubular cable lug ☐ Compression cable lug

Surface: ☐ bright ☐ tin-plated ☐ nickel-plated

Other: . . . . .

Material: ☐ Cu ☐ Al

Other: . . . . .

Commercial Data

Batch size / Annual requirement: . . . . .

Requested delivery date: . . . . .

Sample: ☐ Yes ☐ No

Test report of first sample: ☐ Yes ☐ No

Additional agreements:

Date: . . . . . Signature (customer): . . . . .

Cable pulling technology – Typical applications

Type		Tape diameter	Tube diameter	Pressure energy	Min. curve radius	Breaking strength	Tensile force with start/end sleeve	Recommended length
		ø mm	ø mm	Kg	mm	Kg	Kg	m
	Speedy Spinner	3	16 - 32	+++	160	400	110	20-30 (+ 2-3)
	Smart Butler	4.5	40 - 60	+++	310	1200	>200	40-60 (+ 3-5)
	Smart Butler	6	50 - 80	+++	400	2000	>300	40-80 (2-3)
	Smart Butler	7.5	63 - 100	+++	500	3000	>400	20-30 (+ 3-5)
		9	63 - 125	+++	620	4500	>500	20-30 (+ 3-5)
		11	63 - 150	+++	770	7500	>700	150-250 (+ 3-5)
	Polyester	4.5	16 - 32	+++	100	250	140	10-25
	Nylon, Perlon®	4	16 - 25	+	80	280	120	10-20
	Steel	4	16 - 25	+	100	900	115	10-20

for trade for industry

Measurement Categories

Protective values which greatly exceed the nominal capacity of a system are stipulated in the standards of the IEC categories. Without this additional protection, transient overvoltages which occur with increasing regularity may cause serious or fatal injuries.

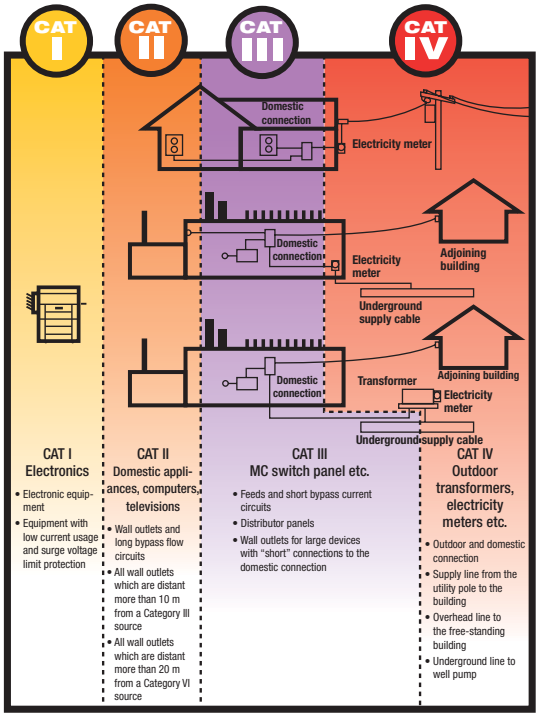

Measurement Category I

is the signal level for telecommunications and electronic equipment.

Measurement Category II

is the local level for permanently connected devices or devices not operated by means of a fixed connection - including all types of illumination from household devices to office equipment such as copy machines. Can also be used in Category I ranges.

Measurement Category III

is the distribution level for fixed main or bypass flow circuits. These electric circuits are usually separated by at least one level of transformer barrier of Category IV (public utility or other high-voltage power source). Can also be used in Category II and Category I ranges.

Measurement Category IV

is the main electric supply level. Greenlee is setting new standards by offering equipment that meets the highest protective values of IEC standards and which are certified accordingly. Can be used in all category ranges.



Greenlee equipment – checked and certified for compliance with norms by an independent party. This catalogue states the category for many Greenlee devices, indicating that these devices comply with the various IEC categories (II, III or IV). All these references represent the categories confirmed in tests by independent testing organisations – giving you additional assurance.

The right type of protection for the task at hand. No matter where you may need overvoltage protection – select a device which has at least the nominal capacity suitable for the work you are carrying out.

Metric cable glands for electrical installation EN 50262

The new European standard EN 50262 defines conditions for all manufacturers of electrical appliance housings and all electrical installation.

It's scope includes cables and conductors for control cabinets, distributor housings, junction boxes, domestic connections, installation boxes, equipment housings etc.

EN 50262 replaces the Pg thread (steel tank pipe thread) used for all housing designs for decades with a metric thread. Sizes Pg 7 to Pg 48 are being replaced by ISO M 6 to M75.

Greenlee holemaking tools in ISO sizes acc. to EN 50262

ISO sizes	mm	Slug-Buster® punch	Slug-Splitter® punch	HSS hole saws	Step bits	Kwik Change® HM saws
12	12.5	✔				
16	16.5	✔	✔		✔	
20	20.5	✔	✔	✔	✔	✔
25	25.5	✔	✔	✔	✔	✔
32	32.5	✔	✔		✔	
40	40.5	✔	✔		✔	
50	50.5	✔	✔	✔		✔
63	63.5	✔	✔	✔		✔

Holemaking systems

Round punch	Operation	Capacity	Hole size
Slug-Buster®	Manual, hydraulic punches	max. 3.0 mm in St 37	12.5 to 64.0 mm
Slug-Splitter®	Hydraulic punches	max. 3.5 mm in V2A	15.2 to 64.0 mm
Speed Punch™	Hydraulic punches	3.5 mm in St 37	16.2 to 64.0 mm
Standard	Manual, hydraulic punches	max. 3.0 mm in St 37	66.7 to 143.7 mm
Special shaped punches	**Operation**	**Capacity**	**Hole size**
Special shaped punches	Manual, hydraulic punches	max. 3.0 mm in St 37 or 1.5 mm in V2A	See data for the individual punches

Hydraulic punches

			Description
	LS 50-L Flex Battery powered hydraulic punching tool	LS50LFLEX	- with micro-processor control - 60 kN punching force - punches up to 3.0 mm St 37 and up to 3.5 mm V2A, depending on hole size
	LS 60-L Battery powered hydraulic punching tool	LS60L	- with micro-processor control - 60 kN punching force - punches up to 3.0 mm St 37 and up to 3.5 mm V2A, depending on hole size
	Hydraulic punch Quick Draw™ 7804E	50342916	- ideal for fast, frontal punching - 80 kN punching force - punches up to 3.0 mm St 37 and up to 3.5 mm V2A, depending on hole size
	Hydraulic punch Quick Draw 90™ 7904E	50342991	- rectangular cylinder head rotatable around 180° - maximum flexibility in narrow working spaces - 80 kN punching force - punches up to 3.0 mm St 37 and up to 3.5 mm V2A, depending on hole size
	Hydraulic punch with hand pump	50159062	- compact design of punch, pump and cylinder - 110 kN punching force - punches up to 3.0 mm St 37 and up to 3.5 mm V2A, depending on hole size
	Hydraulic punch with foot pump	50250973	- foot pump leaves both hands free for operating the punch - 110 kN punching force - punches up to 3.0 mm St 37 and up to 3.5 mm V2A, depending on hole size
	Hand hydraulic punch Flex Draw	52033843	- rectangular cylinder head rotatable around 180° - maximum flexibility in narrow working spaces - 80 kN punching force - punches up to 3.0 mm St 37 and up to 3.5 mm V2A, depending on hole size

Standards for cabling

A number of standardisation committees that define the technical features of cabling systems have been in existence since 1993. These directives must be observed when planning and setting up networks. Full volumes can be obtained from specialist bookshops.

International standards

International Standards are published by the ISO (International Standards Organisation). In Europe these international directives are used for information purposes.

ISO/IEC IS 11801	Description of the performance requirements for a general cabling system
IEC 1156	Multi-core and symmetrical conductors for digital message transmission
IEC 1156-1	Basic specification
IEC 1156-2	Framework specification for service cables IEC1156-3 Framework specification for patch and equipment connecting cables
IEC 1156-4	Framework specification for building connecting and rising cables

European standards

In collaboration with national standard institutes, the European Committee for Electrical Standardisation CENELEC (Comite Europeen de Normalisation Electrotechnique) has published European standards that are based on the international ISO/IEC 11801 and hence normative for Europe.

EN 50173	Description of the performance requirements for a general cabling system (EN 50173 also refers to HD 608 and also EN 55022)
608	General specification for symmetrical conductors for digital message transmission
EN 50167	Framework specification for service cables
EN 50168	Framework specification for patch and equipment connecting cables
EN 50169	Framework specification for building connection and rising cables
EN 55022	Framework specification for electromagnetic compatibility (EMC). This specification contains threshold values and measuring procedures for radio interference of data processing equipment.

American standards

The American standards are published by the EINTIA (Electronic Industries Association / Telecommunication Industries Association) an American Joint Venture.

TSB 36	Framework specification for symmetrical data cables (100 Ohm, unsheathed)
TSB 40	Framework specification for passive components (100 Ohm, unsheathed)
EIA/TIA 568	Framework specification for cabling systems

A	
Accessories for hydraulic pumps	402-407
Adapter 1/4'' / 3/8''	495
Angle compression cable lugs	74-77
Assortment box	198-211
Assortments and sets	467-500
B	
Ball-point head screwdriver	492, 498
Basic tools	503-507
Batteries and mains sets	397-399
Batteries, Li-Ion	398
Batteries, NiMh	397
Battery chargers	399-401
Battery powered hydraulic bolt cutter	338-339
Battery powered hydraulic crimping tool	308-334
Battery powered hydraulic crimping tools	308-334
Battery powered hydraulic cutting tools	338-352
Battery powered universal tool	356-358
Bi-metallic washers	129
Bit sets	500
Bits	493-495
Blue connection	24
BNC Crimping tool	252
Butt connectors, Cu	40, 50-52
Butt connectors, blue connection, Cu	28-29
Butt connectors, Ni	67
Butt connectors, stainless steel	65
C	
C-Clamps	139-140
Cable cutters	484
Cable end-sleeves to DIN	154-156
Cable end-sleeves to DIN, Cu	154-156
Cable junction tap connectors	147-150
Cable knife	474, 505, 520
Cable lugs, punched Cu	134
Carburettor screwdriver	492
Chalk	502
Chalk line	502
Clamp meters	637-638
Cleaning brush	474
Coax wire stripper	523
Combination pliers, heavy duty	484
Combination shears	506
Combination spanner set	500
Compound	140
Compression cable lugs - Al/Cu	124-126
Compression cable lugs to DIN	72-73, 108-110
Compression joints to DIN	79-83, 110-129
Control cabinet key	503
Crimping dies blue connection®, Series 13	442
Crimping dies blue connection®, Series 22	433
Crimping dies blue connection®, Series 4	416
Crimping dies blue connection®, Series 5	422
Crimping dies, Series 13	443-448
Crimping dies, Series 18	427-432
Crimping dies, Series 22	434-441
Crimping dies, Series 25	449-454
Crimping dies, Series 4	417-421
Crimping dies, Series 45	455
Crimping dies, Series 5	422-426
Crimping dies, Series 50	414-415
Crimping tool	524
Crimping tool for insulated cable connections	232-234
Crimping tool, Multi-Contact-Plug-in system	253-254
Cross-connectors, Cu	43.53
Cutter knife	506
Cutting dies, series 18	432
D	
Designation rings	161
Digital display	406
Digital multimeter	624-632
Double compression cable lugs	78
E	
E-Smart box	470
Engineer's hammer	504
F	
Face mask	471
Fitting wrench	488
Flexible circuit distributors	192
Flexible connectors	190-192
Flexible connectors	190-191
Folding rule	501
Fully-insulated tools	476-479
H	
H-Clamps	140
Hand saw	505
Hand-operated cutting tool	268-274
Hand-operated hydraulic crimping tool	286-296
Hand-operated hydraulic crimping tools	286-296
Hand-operated hydraulic cutting tools	297
Hand-operated hydraulic universal tool	354
Hard-shell tool case	512

Hydraulic crimping heads	362-374
Hydraulic crimping heads	362-374
Hydraulic crimping heads	362-374
Hydraulic crimping tool	388-391
Hydraulic cutting head	375-379
Hydraulic cutting heads	392-393
Hydraulic cutting heads	375-379
Hydraulic cutting tool	392-393
Hydraulic oil, special	402
Hydraulic pumps	381-385
Hydraulic universal head	355
I	
Insulated butt connectors	183
Insulated butt connectors, Cu	46
Insulated cable connections	174-184
Insulated cable end-sleeves	157-162
Insulated end-splices	182
Insulated parallel connectors	184
Insulated pin receptacles	177-178
Insulated pin receptacles sleeves	176-177
Insulated pin terminals	91, 176
Insulated receptacles	179-181
Insulated screw connector	145-146
Insulated solderless terminals	90-94, 174
Insulated stand mat	472
Insulated tabs	182
Insulated tubular cable lugs, Cu	44-46
Insulated twin cable end-sleeves	162-163
Insulating sleeves	187
Interface kit, for downloading data	633
L	
Long nose pliers	485
M	
Magnetic holder	494
Mains adapter	399
Marking pen	502
Measuring and marking	501-502
Measuring tape	501
Mechanical bit holder	495
Mechanical crimping tool	222-234, 240-264
Mechanical crimping tools	222-234, 240-264
Mechanical crimping tools	235-239
Mechanical crimping tools with interchangeable dies	256-264
Mechanical cutting tools	265-275
N	
NH safety handle with guard	471
Non-insulated multiple tabs	189
Non-insulated receptacles	185-189
Non-insulated receptacles	184-186
Non-insulated tabs	186-189
P	
Parallel connectors, Cu	41
Parallel groove clamps for tap off connections - Cu	137-138
Phase tester	466
Photovoltaic crimping tools	253-255
Pin terminals to DIN, Cu	93
Pipe screw sleeves	135
Plastic case	216, 229
Plastic clamp	472
Pliers	460-488
Pliers set	495-496
Pocket boxes	200-205
Polyamide connectors	191
POS packaging	26
Punched cable lugs, Cu	134
R	
Reducing sleeves, Cu	83
Reduction compression joints - Al	112-116
Rubber towel	472
S	
Safety cutting devices	394-395
Safety tools	472-475
Screw connectors	141-147
Screwdrivers	490-492
Screwdrivers, VDE	464-466
Side cutters	485-486, 489
Sledge hammer	504
Sleeves for compacted conductors	103
Sleeves for sector shaped conductors	104-105
Slotted screwdriver	490
Solderless connector to DIN	95-96
Solderless terminals to DIN, Cu	88-89
Solderless terminals, fork and pin type	92-94
Solderless terminals, insulated	90-91
SORTIMO	199, 211, 316, 318, 322, 328, 344, 356, 507, 550
Speed Nut	546
Speed Punch	558

Spirit level	501
Steel carrying case	213-216
Stripping tool	520
T	
T-connectors, Cu	42, 52
Telephone pliers	486-487
Tool chest	480, 508-525
Torque wrench	476
Torque wrench set	498-499
TORX® screwdriver set	497
TORX® TR screwdriver	491
Tubular angle cable lugs, Cu	36-39, 49-50
Tubular cable lug, Ni	66-67
Tubular cable lugs	32-35
Tubular cable lugs and connectors - nickel	66-67
Tubular cable lugs and connectors - stainless steel	64-65
Tubular cable lugs and connectors for fine stranded conductors	47-50
Tubular cable lugs and connectors for solid conductors	51-53
Tubular cable lugs for switchgear connections	54
Tubular cable lugs, blue connection®	26-27
Tubular cable lugs, Cu	32-35, 47-51
Tubular cable lugs, stainless steel	64
U	
Universal knife	506
USB adapter	408
V	
VDE Cable cutter	460
VDE High-leverage combination pliers	460
VDE Pliers set	466-467
VDE Pliers/Screwdriver set	467
VDE Screwdriver set	468-469
VDE Side cutters	461-462
VDE Telephone pliers	462-463
VDE Water pump pliers	463
VDE Wire stripper	463-464
W	
Water pump pliers	487-488
Wire stripper	487, 516-517
Wire strippers, coax	523
Wire stripping tool	524
with standard equipment for electrical installation	199
Workshop screwdriver	490, 496

Part No.	PAGE
101R5	72
101R5BK	72
101R6	72
101R6BK	72
101R8	72
101R8BK	72
1020	177
1020V	178
102R5	72
102R5BK	72
102R6	72
102R6BK	72
102R8	72
102R8BK	72
1030	177
1030V	178
103R10	72
103R10BK	72
103R12	72
103R12BK	72
103R6	72
103R6BK	72
103R8	72
103R8BK	72
104R10	72
104R10BK	72
104R12	72
104R12BK	72
104R6	72
104R6BK	72
104R8	72
104R8BK	72
1050	177
1050V	178
105R10	72
105R10BK	72
105R12	72
105R12BK	72
105R14	72
105R14BK	72
105R6	72
105R6BK	72
105R8	72
105R8BK	72
106R10	72
106R10BK	72
106R12	72
106R12BK	72
106R14	72
106R14BK	72
106R16	72
106R16BK	72
106R8	72
106R8BK	72
107R10	72
107R10BK	72
107R12	72
107R12BK	72
107R14	72
107R14BK	72

Part No.	PAGE
107R16	72
107R16BK	72
107R8	72
107R8BK	72
108R10	72
108R10BK	72
108R12	72
108R12BK	72
108R14	72
108R14BK	72
108R16	72
108R16BK	72
108R8	72
108R8BK	72
109R10	73
109R10BK	73
109R12	73
109R12BK	73
109R14	73
109R14BK	73
109R16	73
109R16BK	73
109R20	73
109R20BK	73
10B	28
10B10	26
10B1045	26
10B1090	26
10B10MS	26
10B5	26
10B545	26
10B590	26
10B5MS	26
10B6	26
10B645	26
10B690	26
10B6MS	26
10B6SB	26
10B8	26
10B845	26
10B890	26
10B8MS	26
10B8SB	26
10BSB	28
10R10	35
10R10MS	35
10R12	35
10R12MS	35
10R14	35
10R14MS	35
10R16	35
10R16MS	35
10R20	35
10R20MS	35
10R8	35
10R8MS	35
10SG10	54
10SG10MS	54
10SG12	54
10SG12MS	54

Part No.	PAGE
10SG6	54
10SG6MS	54
10SG8	54
10SG8MS	54
110R10	73
110R10BK	73
110R12	73
110R12BK	73
110R14	73
110R14BK	73
110R16	73
110R16BK	73
110R20	73
110R20BK	73
111R10	73
111R10BK	73
111R12	73
111R12BK	73
111R14	73
111R14BK	73
111R16	73
111R16BK	73
111R20	73
111R20BK	73
112R12	73
112R12BK	73
112R14	73
112R14BK	73
112R16	73
112R16BK	73
112R20	73
112R20BK	73
1130	182
113R14	73
113R14BK	73
113R16	73
113R16BK	73
113R20	73
113R20BK	73
114R14	73
114R14BK	73
114R16	73
114R16BK	73
114R20	73
114R20BK	73
1150	182
115R16	73
115R16BK	73
115R20	73
115R20BK	73
116R16	73
116R16BK	73
116R20	73
116R20BK	73
117R16	73
117R16BK	73
117R20	73
117R20BK	73
118R16	73
118R16BK	73

Part No.	PAGE
118R20	73
118R20BK	73
11R10	35
11R10MS	35
11R12	35
11R12MS	35
11R14	35
11R14MS	35
11R16	35
11R16MS	35
11R20	35
11R20MS	35
11SG10	54
11SG10MS	54
11SG12	54
11SG12MS	54
11SG16	54
11SG16MS	54
120B	28
120B10	27
120B1045	27
120B1090	27
120B10MS	27
120B10SB	27
120B12	27
120B1245	27
120B1290	27
120B12MS	27
120B12SB	27
120B16	27
120B1645	27
120B1690	27
120B16MS	27
120BSB	28
121R	79
121RBK	79
122R	79
122RBK	79
123R	79
123RBK	79
124R	79
124RBK	79
125R	79
125RBK	79
126R	79
126RBK	79
127R	79
127RBK	79
128R	79
128RBK	79
129R	79
129RBK	79
12R10	35
12R10MS	35
12R12	35
12R12MS	35
12R14	35
12R14MS	35
12R16	35
12R16MS	35

Part No.	PAGE
12R20	35
12R20MS	35
12SG10	54
12SG10MS	54
12SG12	54
12SG12MS	54
12SG16	54
12SG16MS	54
130R	79
130RBK	79
131R	79
131RBK	79
132R	79
132RBK	79
133R	79
133RBK	79
134R	79
134RBK	79
135R	79
135RBK	79
136DP12	78
136DP212	78
136R	79
136RBK	79
137DP12	78
137DP212	78
137R	79
137RBK	79
138DP12	78
138DP212	78
138R	79
138RBK	79
139DP12	78
139DP212	78
13R12	35
13R12MS	35
13R14	35
13R14MS	35
13R16	35
13R16MS	35
13R20	35
13R20MS	35
13SG10	54
13SG10MS	54
13SG12	54
13SG12MS	54
13SG16	54
13SG16MS	54
147D212	77
148D212	77
148D212BK	77
148R	41
149D212	77
149D212BK	77
149R	41
14R12	35
14R12MS	35
14R14	35
14R14MS	35
14R16	35
14R16MS	35
14R20	35
14R20MS	35
150B	28
150B10	27
150B1045	27
150B1090	27
150B10MS	27
150B12	27
150B1245	27
150B1290	27
150B12MS	27
150B16	27
150B1645	27
150B1690	27
150B16MS	27
150B20	27
150B2090	27
150B20MS	27
150D212	77
150R	41
151D212	77
151R	41
152D212	77
152R	41
153R	41
154R	41
155R	41
156R	41
157R	41
158R	41
159R	41
160R	41
161R	41
161R5	74
161R545	76
161R5BK	76
161R6	74
161R645	76
161R6BK	76
162010	88
162025	88
16203	88
162035	88
16204	88
16205	88
16206	88
16208	88
1620C3	92
1620C35	92
1620C4	92
1620C5	92
1620C6	92
1620K	95
1620L	96
162R	41
162R5	74
162R545	76
162R5BK	76
162R6	74
162R645	76
162R6BK	76
162R8	74
162R845	76
162R8BK	76
163010	88
163012	88
16303	88
163035	88
16304	88
16305	88
16306	88
16308	88
1630C3	92
1630C35	92
1630C4	92
1630C5	92
1630C6	92
1630K	95
1630L	96
163R	41
163R10	74
163R1045	76
163R10BK	76
163R12	74
163R1245	76
163R12BK	76
163R6	74
163R645	76
163R6BK	76
163R8	74
163R845	76
163R8BK	76
164R10	74
164R1045	76
164R10BK	76
164R12	74
164R1245	76
164R12BK	76
164R6	74
164R645	76
164R6BK	76
164R8	74
164R845	76
164R8BK	76
165010	88
165012	88
16504	88
16505	88
16506	88
16506SB	88
16508	88
1650C4	92
1650C5	92
1650C6	92
1650C8	92
1650K	95
1650L	96
165210	88
165212	88
16525	88
16526	88
16528	88
16528SB	88
1652C5	92
1652C6	92
1652K	95
1652L	96
165310	88
165312	88
16535	88
16536	88
16538	88
16538SB	88
1653C6	92
1653C8	92
1653K	95
1653L	96
165410	89
165412	89
165416	89
16545	89
16546	89
16548	89
16548SB	89
1654K	95
1654L	96
165510	89
165512	89
165516	89
16556	89
16558	89
16558SB	89
1655K	95
1655L	96
165610	89
165612	89
165616	89
16566	89
16568	89
16568SB	89
1656K	95
1656L	96
165710	89
165712	89
165716	89
16576	89
16578	89
1657K	95
1657L	96
165810	89
165812	89
165816	89
16588	89
1658K	95
1658L	96
165910	89
165912	89
165916	89
16598	89

Part No.	PAGE
1659K	95
1659L	96
165R10	74
165R1045	76
165R10BK	76
165R12	74
165R1245	76
165R12BK	76
165R14	74
165R1445	76
165R14BK	76
165R8	74
165R845	76
165R8BK	76
166010	89
166012	89
166016	89
1660K	95
1660L	96
166112	89
166116	89
166212	89
166216	89
1666	160
1668	160
166GR	158
166GRL	158
166R10	74
166R1045	76
166R10BK	76
166R12	74
166R1245	76
166R12BK	76
166R14	74
166R1445	76
166R14BK	76
166R16	74
166R1645	76
166R16BK	76
166R8	74
166R845	76
166R8BK	76
1676	160
1678	160
167H	158
167HL	158
167R10	74
167R1045	76
167R10BK	76
167R12	74
167R1245	76
167R12BK	76
167R14	74
167R1445	76
167R14BK	76
167R16	74
167R1645	76
167R16BK	76
167R8	74
167R845	76

Part No.	PAGE
167R8BK	76
1686	160
1688	160
168R10	74
168R1045	76
168R10BK	76
168R12	74
168R1245	76
168R12BK	76
168R14	74
168R1445	76
168R14BK	76
168R16	74
168R1645	76
168R16BK	76
168T	158
168TL	158
1696	160
1698	160
1690	158
1690H	158
1690K	158
169R10	75
169R1045	77
169R1045BK	77
169R10BK	77
169R12	75
169R1245	77
169R1245BK	77
169R12BK	77
169R14	75
169R1445	77
169R14BK	77
169R16	75
169R1645	77
169R1645BK	77
169R16BK	77
169R20	75
169R2045	77
169R20BK	77
16B	28
16B10	26
16B1045	26
16B1090	26
16B10MS	26
16B12	26
16B1245	26
16B1290	26
16B12MS	26
16B6	26
16B645	26
16B690	26
16B6MS	26
16B6SB	26
16B8	26
16B845	26
16B890	26
16B8MS	26
16B8SB	26
16BSB	28

Part No.	PAGE
1706	160
1708	160
170R10	75
170R1045	77
170R1045BK	77
170R10BK	77
170R12	75
170R1245	77
170R12BK	77
170R14	75
170R1445	77
170R14BK	77
170R16	75
170R1645	77
170R16BK	77
170R20	75
170R2045	77
170R2045BK	77
170R20BK	77
170W	159
170WH	159
170WK	159
170WL	159
1716	160
1718	160
171G	159
171GH	159
171GK	159
171GL	159
171R10	75
171R1045	77
171R10BK	77
171R12	75
171R1245	77
171R12BK	77
171R14	75
171R1445	77
171R14BK	77
171R16	75
171R1645	77
171R20	75
171R2045	77
171R20BK	77
1720	184
17210	160
17212	160
17218	160
1726	160
1728	160
172R12	75
172R1245	77
172R1245BK	77
172R12BK	77
172R14	75
172R1445	77
172R14BK	77
172R16	75
172R1645	77
172R16BK	77
172R20	75

Part No.	PAGE
172R2045	77
172R20BK	77
172RH	159
172RK	159
172RL	159
172RM	159
172RO	159
1730	184
1730AZ	185
1730AZST	185
1730ST	185
17312	160
17318	160
1738	160
173B	159
173BH	159
173BL	159
17410	160
17412	160
17418	160
174GR	159
174GRH	159
174GRL	159
1750	184
1750ST	184
17512	160
17518	160
175S	159
175SL	159
17612	160
17618	160
176E	159
176EL	159
17712	160
17718	160
177GR	159
177GRL	159
17816	161
17818	161
17822	161
178BR	159
178BRL	159
179B	159
179BL	159
17R	40
17ROM	40
17RSB	40
1800	159
1800L	159
181R	82
18201A	184
18202	184
18203	184
18203AZ	185
18251	184
18251A	184
182R	82
1830	186
18303	184
18303AZ	185

Part No.	PAGE
183R	82
184R	82
185B	28
185B10	27
185B1045	27
185B1090	27
185B10MS	27
185B12	27
185B1245	27
185B1290	27
185B12MS	27
185B16	27
185B1645	27
185B1690	27
185B16MS	27
185B20	27
185B2045	27
185B2090	27
185B20MS	27
185R	82
186R	82
187R	82
188R	82
189R	82
18R	40
18ROM	40
18RSB	40
190R	82
191R	82
192R	82
193R	82
19R	40
19ROM	40
19RSB	40
1R10	34
1R10MS	34
1R12	34
1R12MS	34
1R5	34
1R5MS	34
1R6	34
1R6MS	34
1R6SB	34
1R8	34
1R8MS	34
2010	189
2020	189
2025	189
202R6	109
202R8	109
2030	189
2035	189
203R10	109
203R8	109
2040	188
2045	188
204R10	109
204R8	109
205R10	109
205R12	109

Part No.	PAGE
2060	188
206R10	109
206R12	109
2070	188
2075	188
207R10	109
207R12	109
2080	188
2083	188
208R10	109
208R12	109
208R16	109
2090	188
209R12	110
209R16	110
20R	40
20ROM	40
20RSB	40
2100	188
2105	188
210R12	110
210R16	110
210R20	110
2115	188
211R12	110
211R16	110
211R20	110
2123	188
212R12	110
212R16	110
212R20	110
213R16	110
213R20	110
2140	188
2145	188
214R16	110
214R20	110
21R	40
21ROM	40
21RSB	40
2220	186
222R	110
2230	186
2235	186
223R	110
224R	110
2250	186
225R	110
226R	110
227R	110
228R	110
229R	110
22R	40
22ROM	40
22RSB	40
230R	110
231R	110
232R	110
233R	111
234R	111

Part No.	PAGE
235R	111
23R	40
23ROM	40
23RSB	40
240B	28
240B12	27
240B1245	27
240B1290	27
240B12MS	27
240B16	27
240B1645	27
240B1690	27
240B16MS	27
240B20	27
240B2090	27
240B20MS	27
243R	115
244R	115
245R	115
246R	115
247R	115
248R	115
249R	115
24R	40
24ROM	40
24RSB	40
250R	115
251R	115
252R	115
253R	115
254R10	116
254R12	116
254R8	116
255R10	116
255R12	116
256R10	116
256R12	116
256R16	116
257R10	116
257R12	116
257R16	116
258R12	116
258R16	116
259R12	116
259R16	116
259R20	116
25B	28
25B10	26
25B1045	26
25B1090	26
25B10MS	26
25B10SB	26
25B12	26
25B1245	26
25B1290	26
25B12MS	26
25B6	26
25B645	26
25B690	26
25B6MS	26

Part No.	PAGE
25B8	26
25B845	26
25B890	26
25B8MS	26
25B8SB	26
25BSB	28
25R	40
25ROM	40
25RSB	40
263R10	108
263R10V	108
263R8	108
263R8V	108
264R10	108
264R10V	108
264R12	108
264R12V	108
264R8	108
264R8V	108
265R10	108
265R10V	108
265R12	108
265R12V	108
265R8	108
265R8V	108
266R10	108
266R10V	108
266R12	108
266R12V	108
266R8	108
266R8V	108
267R10	108
267R10V	108
267R12	108
267R12V	108
267R8	108
267R8V	108
268R10	108
268R10V	108
268R12	108
268R12V	108
268R16	108
268R16V	108
269R10	108
269R10V	108
269R12	108
269R12V	108
269R16	108
269R16V	108
26R	40
26ROM	40
26RSB	40
270R10	108
270R10V	108
270R12	108
270R12V	108
270R16	108
270R16V	108
270R20	108
270R20V	108

Part No.	PAGE
271R10	108
271R10V	108
271R12	108
271R12V	108
271R16	108
271R16V	108
271R20	108
271R20V	108
2720	185
272R10	108
272R10V	108
272R12	108
272R12V	108
272R16	108
272R16V	108
272R20	108
272R20V	108
2730	185
273R12	109
273R12V	109
273R16	109
273R16V	109
273R20	109
273R20V	109
274R12	109
274R12V	109
274R16	109
274R16V	109
274R20	109
274R20V	109
2750	185
2755	187
275R12	109
275R12V	109
275R16	109
275R16V	109
275R20	109
275R20V	109
2760	187
2765	187
2770	187
2775	187
2780	187
2785	187
2790	187
27R	40
27ROM	40
27RSB	40
284R16	114
285R25	114
286R25	114
286R35	114
287R25	114
287R35	114
287R50	114
288R25	114
288R35	114
288R50	114
288R70	114
289R25	114

Part No.	PAGE
289R35	114
289R50	114
289R70	114
289R95	114
28R	40
28RSB	40
290R120	114
290R35	114
290R50	114
290R70	114
290R95	114
291R120	114
291R150	114
292R120	114
292R150	114
292R95	114
294AD	115
295AD	115
296AD	115
297AD	115
298AD	115
29R	40
29RSB	40
2R10	34
2R10MS	34
2R12	34
2R12MS	34
2R5	34
2R5MS	34
2R6	34
2R6MS	34
2R8	34
2R8MS	34
2R8SB	34
300B	28
300B12	27
300B1245	27
300B1290	27
300B12MS	27
300B16	27
300B1645	27
300B1690	27
300B16MS	27
300B20	27
300B2045	27
300B2090	27
300B20MS	27
302R6	125
302R8	125
303R10	125
303R8	125
304R10	125
304R8	125
305R10	125
305R12	125
306R10	125
306R12	125
307R10	125
307R12	125
308R10	125

Part No.	PAGE
308R12	125
308R16	125
309R12	126
309R16	126
30R	40
30ROM	40
310R12	126
310R16	126
310R20	126
311R12	126
311R16	126
311R20	126
312R12	126
312R16	126
312R20	126
313R16	126
313R20	126
314R16	126
314R20	126
31R	40
31ROM	40
322R10	126
322R16	126
323R10	126
323R16	126
324R10	126
324R16	126
324R25	126
324R35	126
324R416	126
324R425	126
324R50	126
325R16	127
325R25	127
325R35	127
325R50	127
325R616	127
325R625	127
325R635	127
326R16	127
326R25	127
326R35	127
326R50	127
327R120	127
327R16	127
327R25	127
327R35	127
327R50	127
327R70	127
327R95	127
328R120	127
328R16	127
328R25	127
328R35	127
328R50	127
328R70	127
328R95	127
329R120	127
329R35	127
329R50	127

Part No.	PAGE
329R70	127
329R95	127
32R	40
32ROM	40
330R120	127
330R150	127
330R16	127
330R25	127
330R35	127
330R50	127
330R70	127
330R95	127
331R120	127
331R150	127
331R185	127
331R50	127
331R70	127
331R95	127
332R120	127
332R150	127
332R185	127
332R240	127
332R50	127
332R70	127
332R95	127
333R120	128
333R150	128
333R185	128
333R240	128
333R300	128
33R	40
344R	128
345R	128
346R	128
347R	128
348R	128
349R	128
34R	40
350R	128
351R	128
352R	128
353R	128
35B	28
35B10	26
35B1045	26
35B1090	26
35B10MS	26
35B10SB	26
35B12	26
35B1245	26
35B1290	26
35B12MS	26
35B8	26
35B845	26
35B890	26
35B8MS	26
35B8SB	26
35BSB	28
363R10	124
363R8	124

Part No.	PAGE
364R10	124
364R12	124
364R8	124
365R10	124
365R12	124
365R8	124
366R10	124
366R12	124
366R8	124
367R10	124
367R12	124
368R10	124
368R12	124
368R16	124
3698	161
369R12	124
369R16	124
3708	161
370R12	124
370R16	124
370R20	124
3718	161
371R10	124
371R12	124
371R16	124
371R20	124
3720	186
3725	186
3728	161
372R10	124
372R12	124
372R16	124
372R20	124
3735	186
3738	161
373R12	125
373R16	125
373R20	125
380-	161
380+	161
3800	161
3801	161
3802	161
3803	161
3804	161
3805	161
3806	161
3807	161
3808	161
3809	161
380A	161
380B	161
380C	161
380D	161
380E	161
380F	161
380G	161
380H	161
380J	161
380K	161

Part No.	PAGE
380L	161
380M	161
380N	161
380P	161
380Q	161
380R	161
380S	161
380T	161
380U	161
380V	161
380W	161
380X	161
380Y	161
380Z	161
3R10	34
3R10MS	34
3R12	34
3R12MS	34
3R5	34
3R5MS	34
3R6	34
3R6MS	34
3R8	34
3R8MS	34
3R8SB	34
400B	28
400B16	27
400B1645	27
400B1690	27
400B16MS	27
400B20	27
400B2045	27
400B2090	27
400B20MS	27
405R	111
406R	111
407R	111
408R	111
409R	111
410R	111
411R	111
412R	111
413R	111
414R	111
415R	111
416R	111
417R	111
418R	111
419R	111
41R10	36
41R1045	38
41R12	36
41R1245	38
41R5	36
41R545	38
41R6	36
41R645	38
41R6MS	38
41R8	36
41R845	38

Part No.	PAGE
420R	111
421R	111
422R	111
423R	111
424R	111
425R25	112
426R25	112
426R35	112
427R25	112
427R35	112
427R50	112
428R25	112
428R35	112
428R50	112
428R70	112
429R25	112
429R35	112
429R50	112
429R70	112
429R95	112
42R10	36
42R1045	38
42R1045MS	38
42R12	36
42R1245	38
42R5	36
42R545	38
42R6	36
42R645	38
42R8	36
42R845	38
42R845MS	38
42R8MS	36
430R120	112
430R25	112
430R35	112
430R50	112
430R70	112
430R95	112
431R120	112
431R150	112
431R25	112
431R35	112
431R50	112
431R70	112
431R95	112
43210	162
4328	162
432R120	113
432R150	113
432R185	113
432R25	113
432R35	113
432R50	113
432R70	113
432R95	113
43312	162
4338	162
433R150	113
433R185	113

Part No.	PAGE
433R240	113
43410	162
434R185	113
434R240	113
434R300	113
43512	162
43612	162
43712	162
43R10	36
43R1045	38
43R12	36
43R1245	38
43R5	36
43R545	38
43R6	36
43R645	38
43R8	36
43R845	38
43R8MS	36
444R	117
445R	117
446R	117
447R	117
448R	117
449R	117
44R10	36
44R1045	38
44R12	36
44R1245	38
44R12MS	38
44R14	36
44R1445	38
44R5	36
44R545	38
44R6	36
44R645	38
44R8	36
44R845	38
44R8MS	36
454R	117
455R	117
456R	117
457R	117
458R	117
459R	117
45R10	36
45R1045	38
45R1045MS	38
45R12	36
45R1245	38
45R14	36
45R1445	38
45R16	36
45R1645	38
45R6	36
45R645	38
45R645MS	38
45R8	36
45R845	38
46910	157

Part No.	PAGE
4696	157
4698	157
46R10	36
46R1045	38
46R12	36
46R1245	38
46R14	36
46R1445	38
46R16	36
46R1645	38
46R20	36
46R2045	39
46R6	36
46R645	38
46R645MS	38
46R6MS	38
46R8	36
46R845	38
47010	157
47012	157
4706	157
4708	157
4708SB	157
47110	157
47112	157
4716	157
4718	157
4718SB	157
47210	157
47212	157
47218	157
4726	157
4728	157
4728SB	157
47312	157
47318	157
4738	157
4738SB	157
47410	157
47410SB	157
47412	157
47418	157
47512	157
47512SB	157
47518	157
47612	157
47612SB	157
47618	157
47712	157
47712SB	157
47718	157
47816	158
47818	158
47822	158
47916	158
47918	158
47925	158
47R10	37
47R1045	39
47R1045MS	39
47R12	37
47R1245	39
47R14	37
47R1445	39
47R16	37
47R1645	39
47R20	37
47R2045	39
47R6	37
47R645	39
47R8	37
47R845	39
48020	158
48025	158
48121	158
48225	158
48327	158
48432	158
48R10	37
48R1045	39
48R12	37
48R1245	39
48R1245MS	39
48R14	37
48R1445	39
48R14MS	39
48R16	37
48R1645	39
48R20	37
48R2045	39
48R8	37
48R845	39
49R10	37
49R1045	39
49R12	37
49R1245	39
49R1245MS	39
49R14	37
49R1445	39
49R16	37
49R1645	39
49R20	37
49R2045	39
49R8	37
49R845	39
4R10	34
4R10MS	34
4R12	34
4R12MS	34
4R14	34
4R14MS	34
4R5	34
4R5MS	34
4R6	34
4R6MS	34
4R8	34
4R8MS	34
4R8SB	34
50000420	535
50003550	586
50008650	607
50008722	608
50008730	608
50008749	608
50010697	607
50016644	603
50016962	605
50024086	530
50024094	530
50024337	530
50024434	531
50024450	531
50028006	531
50031708	535
50031961	607
50032488	547
50035991	575
50039865	553
50039903	530
50039911	530
50039989	530
50039997	530
50040022	530
50040030	530
50040103	530
50040111	530
50040138	530
50040405	535
50040421	535
50040588	531
50040596	531
50040618	532
50040626	531
50040634	531
50041754	531
50041770	531
50041800	531
50041835	531
50041878	531
50041886	535
50042181	535
50042238	530
50042246	530
50042254	530
50042262	530
50042297	530
50042300	530
50042327	530
50042335	531
50042343	531
50042351	530
50042378	530
50042386	530
50042408	530
50042424	530
50042459	531
50042467	531
50042475	531
50042483	530
50042491	530
50042505	530
50042513	530
50042521	531
50042530	586
50042564	530
50042572	530
50042580	531
50042599	531
50045989	533
50045997	533
50046012	533
50046020	533
50046039	533
50046055	533
50046071	533
50046080	533
50046098	533
50046110	533
50046136	533
50046144	533
50046381	536
50046527	531
50046535	531
50046543	531
50046551	531
50046799	535
50046853	531
50046861	531
50047345	530
50047353	530
50047361	530
50052110	555
50052128	589
50052144	591
50052152	591
50052160	591
50052241	589
50052250	589
50052276	590
50052284	590
50052292	590
50052306	590
50052314	590
50052322	590
50052330	590
50052349	590
50052357	590
50052365	590
50052373	590
50052381	590
50052446	536
50052659	531
50052667	531
50053027	540
50053035	540
50053043	543
50053051	540
50053078	540
50054473	531
50054481	531

Part No.	PAGE
50056930	572
50056956	572
50056964	572
50056972	572
50056980	572
50056999	572
50057006	572
50057014	572
50057022	572
50057030	572
50057057	572
50057073	572
50057529	573
50057537	573
50057618	573
50057626	573
50057669	573
50058207	573
50059599	572
50059602	572
50062590	572
50063022	551
50063626	531
50063634	531
50065696	653
50065866	530
50065874	530
50067273	532
50067281	532
50067290	532
50068920SET	563
50069047	551
50069292	571
50069497SET	569
50069519	533
50069527	533
50069535	533
50069543	533
50069551	533
50069560	533
50069578	533
50069586	533
50069594	533
50069608	533
50069616	533
50069624	533
50069632	533
50069640	533
50069659	533
50069667	533
50069691	571
50069780	530
50069845	579
50069853	579
50069861	579
50069870	579
50069888	579
50069900	579
50069969	530
50069977	531

Part No.	PAGE
50070444	530
50075349	645
50075357	633
50075365	645
50075888	645
50075926	652
50075934	640
50076647	640
50076647	640
50076663	640
50076663	640
50076990	641
50076990	641
50077007	641
50077007	641
50077325	642
50077325	642
50077333	642
50077333	642
50077350	636
50077970	632
50077988	643
50077988	643
50077996	643
50077996	643
50086839	655
50112899	593
50115286	590
50115294	590
50115308	590
50115316	590
50115324	590
50115332	590
50115340	590
50115359	590
50115367	590
50115375	590
50115383	590
50115391	590
50115413	586
50115421	586
50115430	586
50115448	586
50115456	586
50115472	552
50115537	586
50115723	537
50116304	580
50116312	580
50116320	580
50116339	580
50116347	580
50116355	580
50116363	580
50116371	580
50117890	554
50117904	554
50117912	554
50118650	639
50120344	625

Part No.	PAGE
50120859	553
50120867	553
50120875	553
50125630SET	569
50125630SET	570
50125699	588
50125869	524
50125940	524
50132660	554
50132679	554
50132687	554
50132768	553
50132776	553
50132849	592
50143921	603
50153323	608
50156772	592
50159062	551
50159119	553
50166344	553
50170910	551
50176870	530
50176900	531
50176978	553
50177001	530
50183311	530
50185578	553
50185586	553
50185594	553
50186353	531
50188860	530
50188879	530
50188909	530
50188917	530
50188925	531
50189050	531
50189069	531
50190946	608
50191314	568
50191772	569
50191780	569
50191799	569
50191802	569
50191810	569
50191829	569
50191837	569
50191845	569
50199757	531
50199765	531
50199773	531
50199781	531
50199803	531
50206672	530
50206680	530
50206702	530
50206710	530
50206737	530
50206761	530
50206788	531
50206796	531

Part No.	PAGE
50211153	530
50212141	531
50212168	531
50213164	553
50214896	531
50214918	531
50215191	531
50225634	530
50225642	530
50225650	530
50225669	530
50225677	530
50225685	531
50244590	553
50244620	530
50244760	530
50244779	530
50250973	552
50253417	530
50253425	530
50253441	530
50253492	530
50253506	530
50253514	530
50253603	531
50253611	531
50253727	531
50253832	531
50254030	531
50254278	530
50254286	530
50265342	546
50265369	546
50265385	546
50273353	554
50273612	554
50273833	609
50273841	609
50273868	609
50273884	609
50273892	609
50273906	609
50281542	533
50281550	533
50281569	533
50281577	533
50281585	533
50281593	533
50281607	533
50281615	533
50281623	533
50281631	533
50281658	533
50281666	533
50292099SET	569
50293672	602
50294512	535
50294520	535
50300083	578
50305581	611

Part No.	PAGE
50305603	611
50305620	611
50305646	611
50305662	611
50305689	611
50305700	611
50305727	611
50305743	611
50305760	611
50305786	611
50305808	611
50305824	611
50305840	610
50305867	610
50305883	610
50305905	610
50305921	610
50305948	610
50305964	610
50306588	612
50306600	612
50306626	612
50306642	612
50306669	612
50306685	612
50307584	612
50308599	599
50310100	611
50310127	611
50310143	611
50310240	612
50310267	612
50310283	612
50310305	612
50310321	612
50311174	533
50311190	533
50311204	533
50311220	533
50311239	533
50311247	533
50311255	533
50311263	533
50311280	533
50311298	533
50311310	533
50311328	533
50311336	533
50311352	533
50313533	592
50314823	612
50314831	612
50314840	612
50317563	532
50317571	532
50317580	532
50317598	532
50317601	532
50317610	532
50318721	535
50319620	532
50319639	532
50319647	532
50319655	532
50319663	532
50319671	532
50319698	532
50319701	532
50319710	532
50319736	532
50319752	532
50319787	532
50319892	532
50319906	532
50319914	532
50319930	532
50319957	532
50319965	532
50319981	532
50320025	532
50320033	532
50320041	532
50320068	532
50320084	532
50320114	532
50323989SET	564
50328034SET	564
50337866	561
50339672	535
50341367	608
50341375	608
50341383	608
50342886	561
50342916	547
50342991	547
50343629	608
50344013	578
50344030	578
50344102	578
50344110	578
50344200	541
50344293	541
50344366	541
50344374	541
50344447	541
50347330	536
50349414	556
50351583	532
50351591	532
50351605	532
50351613	532
50351621	532
50351630	532
50351648	532
50351656	532
50351664	532
50351680	532
50351699	532
50351770	532
50351788	532
50351796	532
50351800	532
50351818	532
50351826	532
50351923	530
50351931	553
50352024	560
50352075	613
50352083	613
50356119SET	560
50356143SET	561
50356151SET	561
50356160SET	563
50356178SET	564
50357468	604
50357476	604
50357506	604
50359193	604
50359304	604
50360183	578
50360205	578
50360221	578
50361716	532
50361724	532
50361732	532
50362780	532
50362798	532
50362828	553
50362844	532
50364022	578
50364146	578
50364898	533
50364901	533
50365061	530
50365088	532
50366858	556
50366882	556
50366904	556
50366912	557
50366920	556
50366939	557
50368826	530
50369105	530
50371037	553
50371541	571
50371550	570
50371568	571
50371576	570
50377299	593
50383167	593
50383248	574
50383264	574
50383272	574
50383280	574
50383299	574
50383302	574
50383310	574
50383329	574
50383337	574
50383345	574
50383361	574
50383906	575
50385224	570
50450395	523
50450409	523
50455753	525
50455761	523
50455770	523
504R	81
504RLD	81
504RV	81
505R	81
505RLD	81
505RV	81
50600010	537
50600028	532
50600036	532
50600168	537
50600176	537
50600184	537
50600192	537
50600206	537
50600214	537
50600230	537
50600249	537
50600257	536
50600265	536
50600273	536
50600303	536
50600311	536
50600320	536
50600338	536
50600346	536
50600354	536
50600362	536
50600370	536
50600389	536
50600397	536
50600400	536
50600419	536
50600427	536
50600435	536
50600451	536
50600460	536
50600478	536
50600486	536
50600494	536
50600508	536
50600524	536
50600532	536
50600540	536
50600559	536
50600567	536
50600583	536
50600591	536
50600605	536
50600613	536
50600621	536
50600630	536
50600656	536

Part No.	PAGE
50600664	536
50600672	536
50600680	536
50600702	536
50600710	536
50600729	536
50600737	536
50600745	536
50600753	536
50600761	536
50600770	539
50600788	539
50600982	539
50601016	540
50601040	540
50601075	540
50601105	540
50601121	540
50601130	543
50601148	535
50601156	543
50601172	543
50601180	543
50601202	540
50601652	540
50601660	543
50601679	535
50601687	537
50601695	537
50601709	537
50601717	537
50601725	537
50601733	537
50601741	537
50601776	537
50601784	537
50601792	537
50602349	537
50602357	537
50602373	532
50602381	538
50602390	538
50602420	538
50602438	538
50602462	532
50602497	538
50602500	538
50602586	538
50604660	655
50604678	655
50608073	524
50610045	537
50610076	537
50610106	537
50610137	537
50610281	536
50610809	539
50610830	539
50610861	539
50610892	539
50610922	539
50610953	539
50611257	538
50611264	538
506R	81
506RLD	81
506RV	81
50766421	553
50766438	553
50766445	553
50766452	553
50766797	560
50766803	559
50766810	559
50766919	590
50767657	590
507R	81
507RLD	81
507RV	81
508R	81
508RLD	81
508RV	81
509R	81
509RLD	81
509RV	81
50B	28
50B10	26
50B1045	26
50B1090	26
50B10MS	26
50B10SB	26
50B12	26
50B1245	26
50B1290	26
50B12MS	26
50B8	26
50B845	26
50B890	26
50B8MS	26
50B8SB	26
50BSB	28
50R10	37
50R1045	39
50R12	37
50R1245	39
50R14	37
50R1445	39
50R16	37
50R1645	39
50R20	37
50R2045	39
50R8	37
50R845	39
51032490	551
51040060	553
51040080	553
51069720	530
51069740	530
510R	81
510RLD	81
510RV	81
51147220	530
511R	81
511RLD	81
511RV	81
512R	81
512RLD	81
512RLDV	81
512RV	81
51300430	535
51319760	535
51320090	535
513R	81
513RLD	81
513RV	81
514R	81
514RLD	81
51601020	540
51601030	540
51601050	540
51601060	540
51601080	540
51601090	540
51601110	540
51601160	543
51R10	37
51R1045	39
51R12	37
51R1245	39
51R14	37
51R1445	39
51R16	37
51R1645	39
51R20	37
51R2045	39
52020113	543
52020887	644
52022030	639
52024541	657
52024556	658
52033580	618
52033816	542
52033817	542
52033818	542
52033819	542
52033820	542
52033831	542
52033832	542
52033833	574
52033834	574
52033835	574
52033836	542
52033837	574
52033839	570
52033843	548
52033844	536
52034233	562
52034234	619
52034235	644
52034328	574
52034329	574
52034333	574
52041108	574
52041709	602
52041741	602
52041743	602
52041745	602
52041746	603
52041747	603
52041748	604
52041749	604
52041750	603
52041751	603
52041752	604
52041753	604
52042827	535
52044594	602
52045012	602
52045013	649
52045014	648
52045040	535
52045296	536
52045297	536
52046753	649
52046754	649
52046755	649
52046756	649
52046757	649
52046758	649
52046759	649
52046761	649
52046763	649
52046834	649
52047028	588
52047801	627
52047801	627
52047802	627
52047802	627
52047803	628
52047805	630
52047806	631
52047869	655
52047947	633
52047948	633
52049371	548
52049407	619
52049408	619
52055270	599
52055271	599
52055272	599
52055273	599
52055274	599
52055275	599
52055276	598
52055277	598
52055278	598
52055279	598
52055280	598
52055281	598
52055282	599

Part No.	PAGE
52055283	599
52055284	599
52055285	599
52055286	599
52055287	599
52055288	598
52055289	601
52055290	601
52055291	601
52055292	598
52055293	598
52055294	598
52055295	598
52055296	598
52055298	601
52055299	601
52055300	601
52055303	601
52055304	601
52055305	601
52055306	601
52055308	601
52055309	601
52055310	601
52055311	601
52055313	605
52055315	605
52055316	605
52055317	606
52055318	606
52055319	606
52055320	606
52055321	606
52055322	606
52055323	606
52055324	606
52055325	605
52055326	605
52055327	605
52055328	605
52055329	606
52055330	606
52055331	606
52055332	606
52055333	606
52055334	606
52055335	606
52055336	606
52055337	605
52055338	605
52055339	605
52055340	606
52055341	606
52055342	606
52055343	606
52055344	606
52055345	606
52055346	606
52055347	606
52055348	606

Part No.	PAGE
52055349	606
52055350	606
52055351	606
52055352	606
52055353	606
52055354	606
52055355	606
52055356	606
52055357	606
52055358	606
52055359	606
52055360	606
52055361	606
52055362	606
52055363	606
52055364	606
52055365	606
52055366	606
52055367	606
52055368	606
52055369	606
52055370	606
52055371	606
52055372	606
52055373	606
52055374	606
52055375	606
52055376	606
52055377	606
52055378	613
52055379	613
52055380	613
52055381	613
52055382	613
52055383	607
52055384	607
52055385	600
52055386	600
52055387	600
52055388	600
52055389	602
52055390	602
52055391	602
52055392	602
52055396	598
52055397	602
52055398	602
52055439SET	558
52055440SET	558
52055431	534
52055432	534
52055433	534
52055434	534
52055435	534
52055436	534
52055437	534
52055438	534
52055684	587
52055781	655
52057722	568

Part No.	PAGE
52057723	568
52057724	568
52057725	568
52057726	568
52057727	568
52057728	568
52057729	568
52057730	568
52057731	568
52057732	568
52057733	568
52057734	568
52057735	568
52057736	568
52057737	568
52057738	568
52057739	568
52057740	568
52057741	568
52057742	568
52057743	568
52057744	568
52057745	568
52057746	568
52057747	568
52057748	568
52057749	568
52057750	568
52057751	568
52057752	568
52057753	568
52057754	568
52057755	568
52057756	568
52057757	568
52057758	568
52057760	568
52057761	568
52057762	569
52057763	569
52057764	569
52057765	569
52057766	569
52057767	569
52057768	569
52057769	569
52057770	569
52057771	569
52057773	569
52057774	569
52057775	569
52057776	569
52057777	569
52057778	569
52057779	569
52057780	570
52057781	571
52057782	571
52058591	542
52058592	542

Part No.	PAGE
52059258	570
52059292SET	569
52059293SET	569
52059294SET	569
52059295SET	569
52059364	652
52059365	652
52059476	625
52059477	625
52059478	626
52063422	618
523R	80
523RBK	80
524R	80
524RBK	80
525R	80
525RBK	80
526R	80
526RBK	80
527R	80
527RBK	80
528R	80
528RBK	80
529R	80
529RBK	80
52R10	37
52R1045	39
52R1045MS	39
52R10MS	39
52R12	37
52R1245	39
52R14	37
52R1445	39
52R16	37
52R1645	39
52R20	37
52R2045	39
530R	80
530RBK	80
531R	80
531RBK	80
532R	80
532RBK	80
533R	80
533RBK	80
534R	80
534RBK	80
535R	80
535RBK	80
536R	80
536RBK	80
53R12	37
53R1245	39
53R14	37
53R1445	39
53R16	37
53R1645	39
53R20	37
53R2045	39
54R12	37

Part No.	PAGE
54R1245	39
54R14	37
54R1445	39
54R16	37
54R1645	39
54R20	37
54R2045	39
551R	135
552R	135
553R	135
554R	135
555R	135
556R	135
557R	135
558R	135
559R	135
560R	135
561R	135
562R	135
563R	135
56C4	67
56C5	67
56N4	66
56N5	66
572R6	134
572R6BK	134
573R6	134
573R6BK	134
573R8	134
573R8BK	134
574R8	134
574R8BK	134
575R8	134
575R8BK	134
57C4	67
57C5	67
57C6	67
57N4	66
57N5	66
57N6	66
584R10	134
584R10BK	134
584R8	134
584R8BK	134
585R10	134
585R10BK	134
585R12	134
585R12BK	134
585R8	134
585R8BK	134
586R10	134
586R10BK	134
586R12	134
586R12BK	134
587R10	134
587R10BK	134
587R12	134
587R12BK	134
588R10	134
588R10BK	134

Part No.	PAGE
588R12	134
588R12BK	134
589R10	134
589R10BK	134
589R12	134
589R12BK	134
589R16	134
589R16BK	134
58C4	67
58C5	67
58C6	67
58N4	66
58N5	66
58N6	66
590R10	134
590R10BK	134
590R12	134
590R12BK	134
590R16	134
590R16BK	134
590R20	134
590R20BK	134
592R12	134
592R12BK	134
592R16	134
592R16BK	134
592R20	134
592R20BK	134
59C5	67
59C6	67
59N5	66
59N6	66
5R10	34
5R10MS	34
5R12	34
5R12MS	34
5R14	34
5R14MS	34
5R16	34
5R16MS	34
5R6	34
5R6MS	34
5R8	34
5R8MS	34
5R8SB	34
5SG6	54
5SG6MS	54
602R10	44
602R10MS	44
602R12	44
602R12MS	44
602R5	44
602R5MS	44
602R6	44
602R6MS	44
602R8	44
602R8MS	44
603R10	44
603R10MS	44
603R12	44

Part No.	PAGE
603R12MS	44
603R5	44
603R5MS	44
603R6	44
603R6MS	44
603R8	44
603R8MS	44
604R10	44
604R10MS	44
604R12	44
604R12MS	44
604R14	44
604R14MS	44
604R5	44
604R5MS	44
604R6	44
604R6MS	44
604R8	44
604R8MS	44
605R10	44
605R10MS	44
605R12	44
605R12MS	44
605R14	44
605R14MS	44
605R16	44
605R16MS	44
605R6	44
605R6MS	44
605R8	44
605R8MS	44
606R10	44
606R10MS	44
606R12	44
606R12MS	44
606R14	44
606R14MS	44
606R16	44
606R16MS	44
606R20	44
606R6	44
606R6MS	44
606R8	44
606R8MS	44
607R10	45
607R10MS	45
607R12	45
607R12MS	45
607R14	45
607R14MS	45
607R16	45
607R16MS	45
607R20	45
607R20MS	45
607R6	45
607R8	45
607R8MS	45
608R10	45
608R10MS	45
608R12	45

Part No.	PAGE
608R12MS	45
608R14	45
608R14MS	45
608R16	45
608R16MS	45
608R20	45
608R20MS	45
608R8	45
608R8MS	45
609R10	45
609R10MS	45
609R12	45
609R12MS	45
609R14	45
609R14MS	45
609R16	45
609R16MS	45
609R20	45
609R20MS	45
609R8	45
609R8MS	45
60C5	67
60C6	67
60C8	67
60N5	66
60N6	66
60N8	66
610R10	45
610R10MS	45
610R12	45
610R12MS	45
610R14	45
610R14MS	45
610R16	45
610R16MS	45
610R20	45
610R20MS	45
610R8	45
610R8MS	45
6192	174
61925	174
6193	174
61935	174
6194	174
6195	174
619C3	175
61N6	66
61N8	66
62010	174
62025	174
6203	174
62035	174
6204	174
6204SB	174
6205	174
6206	174
6208	174
620C3	175
620C35	175
620C4	175

Part No.	PAGE
620C5	175
620C6	175
622R	46
623R	46
624R	46
625R	46
626R	46
627R	46
628R	46
629R	46
62N6	66
62N8	66
62R	67
63010	174
6303	174
63035	174
6304	174
6304SB	174
6305	174
6305SB	174
6306	174
6308	174
630C3	175
630C35	175
630C4	175
630C5	175
630C6	175
630R	46
63N10	66
63N8	66
63R	67
64N10	66
64N12	66
64R	67
65010	174
6504	174
6505	174
6506	174
6506SB	174
6508	174
650C10	175
650C4	175
650C5	175
650C6	175
650C8	175
65210	90
65212	90
6525	90
6526	90
6528	90
652C5	94
652C6	94
65310	90
65312	90
6535	90
6536	90
6538	90
653C6	94
65410	90
65412	90

Part No.	PAGE
65416	90
6545	90
6546	90
6548	90
65510	90
65512	90
65516	90
6556	90
6558	90
65610	90
65612	90
65616	90
6566	90
6568	90
65710	90
65712	90
65716	90
6576	90
6578	90
65810	90
65812	90
65816	90
65910	91
65912	91
65916	91
65N10	66
65N12	66
65R	67
66010	91
66012	91
66016	91
669	183
66R	67
670	183
670SB	183
670WS	183
680	183
680SB	183
680WS	183
695	154
695V	154
697	154
697V	154
6B	28
6B10	26
6B1045	26
6B1090	26
6B10MS	26
6B5	26
6B545	26
6B590	26
6B5MS	26
6B6	26
6B645	26
6B690	26
6B6MS	26
6B6SB	26
6B8	26
6B845	26
6B890	26

Part No.	PAGE
6B8MS	26
6B8SB	26
6BSB	28
6R10	34
6R10MS	34
6R10SB	34
6R12	34
6R12MS	34
6R14	35
6R14MS	35
6R16	35
6R16MS	35
6R20	35
6R20MS	35
6R6	34
6R6MS	34
6R8	34
6R8MS	34
6SG10	54
6SG10MS	54
6SG6	54
6SG6MS	54
6SG8	54
6SG8MS	54
700	183
700SB	183
700WS	183
702F10	47
702F10MS	47
702F12	47
702F12MS	47
702F5	47
702F5MS	47
702F6	47
702F6MS	47
702F8	47
702F8MS	47
703F10	47
703F10MS	47
703F12	47
703F12MS	47
703F5	47
703F5MS	47
703F6	47
703F6MS	47
703F8	47
703F8MS	47
704	176
704F10	47
704F10MS	47
704F12	47
704F12MS	47
704F5	47
704F5MS	47
704F6	47
704F6MS	47
704F8	47
704F8MS	47
705	154
7050	154

Part No.	PAGE
705F10	47
705F10MS	47
705F12	47
705F12MS	47
705F14	47
705F14MS	47
705F6	47
705F6MS	47
705F8	47
705F8MS	47
705K	176
705V	154
706F10	47
706F10MS	47
706F12	47
706F12MS	47
706F14	47
706F14MS	47
706F16	47
706f16MS	47
706F6	47
706F6MS	47
706F8	47
706F8MS	47
707	154
707F10	47
707F10MS	47
707F12	47
707F12MS	47
707F14	47
707F14MS	47
707F16	47
707F16MS	47
707F8	47
707F8MS	47
707V	154
708F10	47
708F10MS	47
708F12	47
708F12MS	47
708F14	47
708F14MS	47
708F16	47
708F16MS	47
708F8	47
708F8MS	47
709F10	48
709F10MS	48
709F12	48
709F12MS	48
709F14	48
709F14MS	48
709F16	48
709F16MS	48
709F20	48
709F20MS	48
70B	28
70B10	26
70B1045	26
70B1090	26

Part No.	PAGE
70B10MS	26
70B10SB	26
70B12	26
70B1245	26
70B1290	26
70B12MS	26
70B12SB	26
70B16	26
70B1645	26
70B1690	26
70B16MS	26
70B8	26
70b845	26
70B890	26
70B8MS	26
70BSB	28
710	176
710F10	48
710F10MS	48
710F12	48
710F12MS	48
710F14	48
710F14MS	48
710F16	48
710F16MS	48
710F20	48
710F20MS	48
710K	176
710L	176
7110	154
7110V	154
7112	154
7112V	154
7115	154
7115V	154
711F12	48
711F12MS	48
711F14	48
711F14MS	48
711F16	48
711F16MS	48
711F20	48
711F20MS	48
712F10	48
712F12	48
712F12MS	48
712F14	48
712F14MS	48
712F16	48
712F16MS	48
712F20	48
712F20MS	48
713F12	48
713F12MS	48
713F14	48
713F14MS	48
713F16	48
713F16MS	48
713F20	48
713F20MS	48

Part No.	PAGE
715	176
716	154
716V	154
718	154
718V	154
71S10	154
71S10V	154
71S6	154
71S6V	154
71S8	154
71S8V	154
720	179
7208	179
720AZ	180
720BZ	180
720SB	180
720V	181
720VSB	181
7210	154
7210V	154
7212	154
7212V	154
7215	154
7215V	154
7218	154
7218V	154
7220	154
7220V	154
722F	50
723F	50
724F	50
725	189
725F	50
726	154
726F	50
726V	154
727	154
727F	50
727V	154
728	154
728F	50
728V	154
729F	50
72S10	50
72S10V	154
72S12	154
72S12V	154
72S15	154
72S15V	154
72S6	154
72S6V	154
72S8	154
72S8V	154
730	179
7308	179
730AZ	180
730BZ	180
730F	50
730SB	50
730V	181

Part No.	PAGE
730VSB	181
7310	154
7310V	154
7312	154
7312V	154
7315	154
7315V	154
7318	154
7318V	154
731F	50
7320	154
7320V	154
735	189
737	154
737V	154
738	154
738V	154
7410	155
7410V	155
7412	155
7412V	155
7415	155
7415V	155
7418	155
7418V	155
7420	155
7420V	155
742F10	49
742F1045	49
742F10MS	49
742F12	49
742F1245	49
742F5	49
742F545	49
742F6	49
742F645	49
742F8	49
742f845	49
743F10	49
743f1045	49
743F12	49
743f1245	49
743F5	49
743F545	49
743F6	49
743F645	49
743F8	49
743F845	49
744F10	49
744F1045	49
744F12	49
744F1245	49
744F5	49
744F545	49
744F6	49
744F645	49
744F8	49
744F845	49
745F10	49
745F1045	49

Part No.	PAGE
745F12	49
745F1245	49
745F14	49
745F6	49
745F645	49
745F8	49
745F845	49
746F10	49
746F1045	49
746F10MS	49
746F12	49
746F1245	49
746F12MS	49
746F14	49
746F16	49
746F1645	49
746F6	49
746F8	49
746F845	49
747F10	49
747F1045	49
747F12	49
747F1245	49
747F14	49
747F16	49
747F1645	49
747F8	49
747F845	49
747F845MS	49
748	155
748F10	49
748F1045	49
748F12	49
748F1245	49
748F12MS	49
748F14	49
748F16	49
748F1645	49
748F8	49
748F845	49
748V	155
749	155
749F10	50
749F1045	50
749F12	50
749F1245	50
749F14	50
749F16	50
749F20	50
749V	155
750	179
7509	179
750AZ	180
750BZ	180
750F10	50
750F1045	50
750F12	50
750F1245	50
750F14	50
750F16	50

Part No.	PAGE
750F20	50
750SB	50
750V	181
7510	155
7510V	155
7512	155
7512V	155
7515	155
7515V	155
7518	155
7518V	155
751F12	50
751F1245	50
751F14	50
751F16	50
751F20	50
7520	155
7520V	155
7525	155
7525V	155
752F16	50
755	189
7610	155
7610V	155
7612	155
7612V	155
7615	155
7615V	155
7618	155
7618V	155
7620	155
7620V	155
7625	155
7625V	155
769	184
770	184
7712	155
7712V	155
7715	155
7715V	155
7718	155
7718V	155
7720	155
7720V	155
7725	155
7725V	155
7732	155
7732V	155
775	189
780	184
7812	155
7812V	155
7815	155
7815V	155
7818	155
7818V	155
7820	155
7820V	155
7825	155
7825V	155

Part No.	PAGE
7828	155
7828V	155
7832	155
7832V	155
790	184
7912	155
7912V	155
7915	155
7915V	155
7918	155
7918V	155
7920	155
7920V	155
7922	155
7922V	155
7925	155
7925V	155
7930	155
7930V	155
7932	155
7932V	155
79R	65
79V4	64
79V5	64
7R10	35
7R10MS	35
7R10SB	35
7R12	35
7R12MS	35
7R14	35
7R14MS	35
7R16	35
7R16MS	35
7R20	35
7R20MS	35
7R6	35
7R6MS	35
7R8	35
7R8MS	35
7SG10	54
7SG10MS	54
7SG12	54
7SG12MS	54
7SG6	54
7SG6MS	54
7SG8	54
7SG8MS	54
8001	191
80012	191
8002	191
8011	191
80112	191
8012	191
8018	155
8018V	155
8022	155
8022V	155
8025	155
8025V	155
8030	155

Part No.	PAGE
8030V	155
8032	155
8032V	155
8051	190
80512	190
8052	190
80R	65
80V4	64
80V5	64
80V6	64
8101	190
81012	190
8102	190
8122	155
8122V	155
8125	155
8125V	155
8130	155
8130V	155
8132	155
8132V	155
8151	192
81512	192
816	192
817	192
81R	65
81V4	64
81V5	64
81V6	64
820	182
8201	179
8201A	179
8201AV	181
8201B	182
8201C	182
8201V	181
8202	179
8202B	182
8202V	181
8203	179
8203B	182
8203V	181
820SB	181
8225	156
8225V	156
8230	156
8230V	156
8232	156
8232V	156
8234	156
8234V	156
82R	65
82V5	64
82V6	64
82V8	64
830	182
8301	179
8301A	179
8301AV	181
8301V	181

Part No.	PAGE
8302	179
8302B	182
8302V	181
8303	179
8303B	182
8303V	181
830SB	181
8330	156
8330V	156
8332	156
8332V	156
8334	156
8334V	156
8338	156
8338V	156
8340	156
8340V	156
83R	65
83V5	64
83V6	64
83V8	64
8432	156
8432V	156
8434	156
8434V	156
8438	156
8438V	156
8440	156
8440V	156
84R	65
84V6	64
84V8	64
850	182
8502B	182
8502V	181
8503	179
8503B	182
8503V	181
850SB	181
8532	156
8532V	156
8540	156
8540V	156
85R	65
85V6	64
85V8	64
8634	156
8634V	156
8640	156
8640V	156
8678	162
8688	162
8698	162
86R	65
86V10	64
86V12	64
86V6	64
86V8	64
87010	162
8708	162

Part No.	PAGE
87110	163
8718	163
87212	163
8728	163
87310	163
87313	163
87412	163
87514	163
87614	163
87714	163
87R	65
87V10	64
87V12	64
87V16	64
87V8	64
88R	65
88V10	64
88V12	64
88V8	64
8R10	35
8R10MS	35
8R10SB	35
8R12	35
8R12MS	35
8R14	35
8R14MS	35
8R16	35
8R16MS	35
8R20	35
8R20MS	35
8R8	35
8R8MS	35
8SG10	54
8SG10MS	54
8SG12	54
8SG6	54
8SG8	54
8SG8MS	54
90507606	593
90508068	593
90508238	593
90510593	593
90525159	593
90541693	593
90541707	593
90542657	554
91C3	33
91C4	33
91C5	33
91R3	32
91R3SB	32
91R4	32
91R5	32
920	176
920V	177
92C3	33
92C4	33
92C5	33
92C6	33
92R3	32
92R4	32
92R5	32
92R5SB	32
92R6	32
930	176
93C3	33
93C4	33
93C5	33
93C6	33
93R3	32
93R4	32
93R5	32
93R5SB	32
93R6	32
93R8	32
94C4	33
94C5	33
94C6	33
94C8	33
94R4	32
94R5	32
94R5SB	32
94R6	32
94R8	32
950	176
950V	177
95B	28
95B10	26
95B1045	26
95B1090	26
95B10MS	26
95B10SB	26
95B12	26
95B1245	26
95B1290	26
95B12MS	26
95B12SB	26
95B16	26
95B1645	26
95B1690	26
95B16MS	26
95BSB	28
95C4	33
95C5	33
95C6	33
95C8	33
95R4	32
95R5	32
95R6	32
95R8	32
96C5	33
96C6	33
96C8	33
97C5	33
97C6	33
97C8	33
9R10	35
9R10MS	35
9R12	35
9R12MS	35
9R12SB	35
9R14	35
9R14MS	35
9R16	35
9R16MS	35
9R20	35
9R20MS	35
9R8	35
9R8MS	35
9SG10	54
9SG10MS	54
9SG12	54
9SG6	54
9SG8	54
9SG8MS	54
A10	430
A150	430
A1625	430
A185	430
A2210	438
A22150	438
A221625	438
A22185	438
A22240	438
A22300	438
A2235	438
A2250	438
A2270	438
A2295120	438
A22SET	438
A300	161
A35	430
A50	430
A70	430
A95120	430
AD22120	438
AD22150185	438
AD2225	438
AD2235	438
AD2250	438
AD2270	438
AD2295	438
AD25	430
AD35	430
AD50	430
AD70	430
AD95	430
AE10	431
AE16	431
AE2210	440
AE22120	440
AE22150	440
AE2216	440
AE22185	440
AE22240	440
AE2225	440
AE2235	440
AE2250	440
AE2270	440
AE2295	440
AE25	431
AE35	431
AE50	431
AE501	414
AE502	414
AE503	414
AE70	431
AE95	431
AES10	431
AES16	431
AES2210	440
AES22120	440
AES22150	440
AES2216	440
AES22185	440
AES22240	440
AES2225	440
AES2235	440
AES2250	440
AES2270	440
AES2295	440
AES25	431
AES35	431
AES50	431
AES70	431
AES95	431
AH120120	140
AH7070	140
AH9595	140
AHP700L	385
AS105FHP	393
AS120FHP	393
AS65FHP	392
AST22120	439
AST2225	439
AST2235	439
AST2250	439
AST2270	439
AST2295	439
B2210	433
B22120	433
B22150	433
B2216	433
B22185	433
B22240	433
B2225	433
B22300	433
B2235	433
B2250	433
B226	433
B2270	433
B2295	433
B22SET	433
BAG9698	164
BAG9708	164
BAG9718	164
BAG9728	164
BAG9738	164
BAK9698	164
BAK9708	164

Part No.	PAGE
BAK9718	164
BAK9728	164
BAK9738	164
BNC501	415
C16	430
C2216	439
C2225	439
C2235	439
C2250	439
C25	430
C35	430
C50	430
CK16	139
CK25	139
CK35	139
CK35BK	139
CK50	139
CK70	139
CK95	139
CK95BK	139
CMGSK	139
CR501	415
CR502	415
CR503	415
CR504	415
CR505	415
CS1022	129
CS1228	129
CS1428	129
CS1635	129
CS818	129
D10	428
D120	428
D150	428
D16	428
D185	428
D2210	436
D22120	436
D22150	436
D2216	436
D22185	436
D22240	436
D2225	436
D22300	436
D2235	436
D2250	436
D226	436
D2270	436
D2295	436
D22SET	436
D25	428
D35	428
D50	428
D6	428
D70	428
D95	428
DNAW3	524
DNAW3M	524
DNK742	252
DNP2	403
DP2250	436
DP2270	436
EBS12	338
EBS12L	339
EBS8	338
EBS8L	339
EG1	395
EHP2380	382
EHP3	383
EHP4115	384
EHP4230	384
EK12030L	330
EK12042L	332
EK120IDL	329
EK120UL	334
EK120UNVL	358
EK1550	308
EK1550G	310
EK354	314
EK354L	316
EK354SETHD	314
EK354SETHR	314
EK5018L	320
EK505L	318
EK505LSETHD	318
EK505LSETHR	318
EK50ML	278
EK50MLL	278
EK6022L	324
EK6022LSETD	324
EK6022LSETR	324
EK60UNVL	357
EK60UNVLSETR	357
EK60VPFTL	327
EK60VPL	326
EKM6022L	322
EKM60IDL	328
EKM60UNVL	356
EKP1	312
ES105E	378
ES105L	352
ES120E	379
ES20	340
ES20E	340
ES20L	341
ES32	343
ES32E	343
ES32F	343
ES32FE	343
ES32FL	344
ES32L	344
ES65E	348
ES65L	348
ES85E	350
ES85L	350
ESG105EF	351
ESG105ES	351
ESG105L	351
ESG25EF	342
ESG25ES	342
ESG25L	342
ESG45EF	345
ESG45ES1	345
ESG45L	345
ESG50EF1	346
ESG50ES	346
ESG50L	346
ESG55EF	347
ESG55ES	347
ESG55L	347
ESG85EF1	349
ESG85ES1	349
ESG85L	349
ESSG105L	395
ESSG65I	395
ESSGG85L	395
F10	428
F16	428
F2210	435
F2216	435
F2225	435
F2235	435
F2250	435
F2270	435
F25	428
F35	428
F50	428
FHP2	381
FTA1	402
FTA4	402
GR1698	160
GR1690	158
GR1708	160
GR170W	159
GR1718	160
GR171G	159
GR1728	160
GR172RO	159
GR1738	160
GR173B	159
GR4698	157
GR4698DO	204
GR4708	157
GR4708DO	204
GR4718	157
GR4718DO	205
GR4728	157
GR4728DO	205
GR4738	157
GR4738DO	205
H2270	439
HA1310	446
HA13150	446
HA131625	446
HA13185	446
HA13240	446
HA1335	446
HA1350	446
HA1370	446
HA1395120	446
HA2510	452
HA25150	452
HA251625	452
HA25185	452
HA25240	452
HA25300	452
HA2535	452
HA25400	452
HA2550	452
HA25500	452
HA2570	452
HA2595120	452
HA410	420
HA41625	420
HA435	420
HA450	420
HA45150	455
HA45185	455
HA45240	455
HA45300	455
HA45400	455
HA45500	455
HA470	420
HA510	425
HA5150	425
HA51625	425
HA535	425
HA550	425
HA570	425
HA595120	425
HAD13120	446
HAD13150185	446
HAD1325	446
HAD1335	446
HAD1350	446
HAD1370	446
HAD1395	446
HAD25120	452
HAD25150185	452
HAD25240	452
HAD2525	452
HAD25300	452
HAD2535	452
HAD2550	452
HAD2570	452
HAD2595	452
HAD425	420
HAD435	420
HAD450	420
HAD45150185	455
HAD45240	455
HAD45300	455
HAD525	425
HAD535	425
HAD550	425
HAD570	425
HAD595	425
HAE13120	448
HAE13150	448
HAE13185	448

Part No.	PAGE
HAE13240	448
HAE1325	448
HAE1335	448
HAE1350	448
HAE1370	448
HAE1395	448
HAE25120	454
HAE25150	454
HAE25185	454
HAE25240	454
HAE2525	454
HAE2535	454
HAE2550	454
HAE2570	454
HAE2595	454
HAE410	420
HAE416	420
HAE425	420
HAE435	420
HAE450	420
HAE510	425
HAE516	425
HAE525	425
HAE535	425
HAE550	425
HAE570	425
HAE595	425
HAES13120	448
HAES13150	448
HAES13185	448
HAES13240	448
HAES1325	448
HAES1335	448
HAES1350	448
HAES1370	448
HAES1395	448
HAES25120	454
HAES25150	454
HAES25185	454
HAES25240	454
HAES2525	454
HAES2535	454
HAES2550	454
HAES2570	454
HAES2595	454
HAES410	421
HAES416	421
HAES425	421
HAES435	421
HAES450	421
HAES510	426
HAES516	426
HAES525	426
HAES535	426
HAES550	426
HAES570	426
HAES570	426
HAES595	426
HAH13120	447
HAH1370	447
HAH1395	447
HAH25120	453
HAH2570	453
HAH2595	453
HAST13120	446
HAST1325	446
HAST1335	446
HAST1350	446
HAST1370	446
HAST1395	446
HAST25120	452
HAST2525	452
HAST2535	452
HAST2550	452
HAST2570	452
HAST2595	452
HB13120	442
HB13150	442
HB1316	442
HB13185	442
HB13240	442
HB1325	442
HB13300	442
HB1335	442
HB13400	442
HB1350	442
HB136	442
HB1370	442
HB1395	442
HB13SET	442
HB410	416
HB4120	416
HB4150	416
HB416	416
HB425	416
HB435	416
HB450	416
HB46	416
HB470	416
HB495	416
HB4SET	416
HB51050	422
HB5120	422
HB5150	422
HB51670	422
HB5185	422
HB52595	422
HB5635	422
HB5SET	422
HC1316	447
HC1325	447
HC1335	447
HC1350	447
HC1370	447
HC2516	453
HC2525	453
HC2535	453
HC2550	453
HC2570	453
HC2595	453
HC416	420
HC425	420
HC516	425
HC525	425
HC535	425
HD13120	444
HD13150	444
HD1316	444
HD13185	444
HD13240	444
HD1325	444
HD13300	444
HD1335	444
HD1350	444
HD1370	444
HD1395	444
HD25120	450
HD25150	450
HD2516	450
HD25185	450
HD25240	450
HD2525	450
HD25300	450
HD2535	450
HD25400	450
HD2550	450
HD25500	450
HD25625	450
HD2570	450
HD2595	450
HD410	418
HD4120	418
HD416	418
HD425	418
HD435	418
HD450	418
HD451000	455
HD45120	455
HD45150	455
HD45185	455
HD45240	455
HD45300	455
HD45400	455
HD45500	455
HD45625	455
HD45800	455
HD46	418
HD470	418
HD495	418
HD4SET	419
HD51050	423
HD5120	423
HD5150	423
HD51670	423
HD5185	423
HD52595	423
HD5635	423
HD5SET	424
HDP1350	444
HDP1370	444
HDP1395	444
HDP25120	450
HDP2550	450
HDP2570	450
HDP2595	450
HF13120	444
HF13150	444
HF1316	444
HF1325	444
HF1335	444
HF1350	444
HF1370	444
HF1395	444
HF25120	450
HF25150	450
HF2516	450
HF25185	450
HF25240	450
HF2525	450
HF25300	450
HF2535	450
HF2550	450
HF2570	450
HF2595	450
HF410	418
HF416	418
HF425	418
HF435	418
HF510	423
HF516	423
HF525	423
HF535	423
HF550	423
HIS1310	443
HIS13120	443
HIS13150	443
HIS1316	443
HIS1325	443
HIS1335	443
HIS1350	443
HIS1370	443
HIS1395	443
HIS2510	449
HIS25120	449
HIS25150	449
HIS2516	449
HIS2525	449
HIS2535	449
HIS2550	449
HIS2570	449
HIS2595	449
HIS410	417
HIS416	417
HIS425	417
HIS435	417
HIS450	417
HIS470	417
HIS510	423
HIS516	423
HIS525	423

Alpha Numerical Index

Part No.	PAGE
HIS535	423
HIS550	423
HIS570	423
HIS595	423
HISQ1310	445
HISQ1316	445
HISQ1325	445
HISQ1335	445
HISQ1350	445
HISQ1370	445
HISQ1395	445
HISQ2510	451
HISQ25120	451
HISQ25150	451
HISQ2516	451
HISQ2525	451
HISQ2535	451
HISQ2550	451
HISQ2570	451
HISQ2595	451
HISQ410	419
HISQ416	419
HK12030	292
HK12042	294
HK120U	296
HK122EL380	390
HK252	388
HK252EL380	391
HK45	389
HK6018	286
HK6022	288
HK6022SETD	288
HK6022SETR	288
HK6022W	288
HK60UNV	354
HK60VP	290
HK60VPFT	291
HM4154	418
HM416	418
HM4610	418
HMC1310	447
HMC1335	447
HMC1350	447
HMC1370	447
HMC25120	453
HMC25150	453
HMC25185	453
HMC2535	453
HMC2550	453
HMC2570	453
HMC2595	453
HMC410	420
HMC435	420
HMC44	420
HN4051	418
HN410	418
HN41525	418
HN416	418
HN446	418
HQ13120	445
HQ13150	445
HQ1316	445
HQ1325	445
HQ1335	445
HQ1350	445
HQ1370	445
HQ1395	445
HQ25120	451
HQ25150	451
HQ2516	451
HQ25185	451
HQ25240	451
HQ2525	451
HQ2535	451
HQ2550	451
HQ2570	451
HQ2595	451
HQ410	419
HQ416	419
HQ425	419
HQ435	419
HQ510	424
HQ516	424
HQ525	424
HQ535	424
HQ550	424
HR13120	443
HR13150	443
HR1316	443
HR13185	443
HR13240	443
HR1325	443
HR13300	443
HR1335	443
HR13400	443
HR1350	443
HR1370	443
HR1395	443
HR25120	449
HR25150	449
HR2516	449
HR25185	449
HR25240	449
HR2525	449
HR25300	449
HR2535	449
HR25400	449
HR2550	449
HR2570	449
HR2595	449
HR410	417
HR4120	417
HR4150	417
HR416	417
HR425	417
HR435	417
HR450	417
HR46	417
HR470	417
HR495	417
HR4SET	417
HR51050	422
HR5120	422
HR5150	422
HR51670	422
HR5185	422
HR5240	422
HR52595	422
HR5635	422
HR5SET	423
HRU1310	445
HRU1312095	445
HRU13150120	445
HRU1316	445
HRU13185150	445
HRU13240185	445
HRU13300240	445
HRU13300SM	445
HRU133525	445
HRU135035	445
HRU137050	445
HRU139570	445
HRU2510	451
HRU2512095	451
HRU25150120	451
HRU2516	451
HRU25185150	451
HRU25240185	451
HRU25300240	451
HRU25300SM	451
HRU253525	451
HRU255035	451
HRU257050	451
HRU259570	451
HRU410	419
HRU412095	419
HRU4150120	419
HRU416	419
HRU43525	419
HRU45035	419
HRU47050	419
HRU49570	419
HRU510	424
HRU512095	424
HRU5150120	424
HRU516	424
HRU5185150	424
HRU5240185	424
HRU5300240	424
HRU53525	424
HRU55035	424
HRU57050	424
HRU59570	424
HS210	402
HS22	402
HS23	402
HS24	402
HS25	402
HS26	402
HS28	402
HSD1	394
HSD2	394
HSD3	394
HSG45	300
HSG50	301
HSG55	302
HSG852	303
HSOEL10	403
HSOEL2	403
HSOEL3	403
HSOEL4	403
HSOEL5	403
HSOEL6	403
HSOEL8	403
HST131215	447
HST1320	447
HST1346	447
HST138	447
HST251215	453
HST2520	453
HST2546	453
HST258	453
HTA4	404
HZAE410	421
HZAE416	421
HZAE44	421
HZAE46	421
HZAE510	426
HZAE516	426
HZAE54	426
HZAE56	426
HZAES410	421
HZAES416	421
HZAES44	421
HZAES46	421
HZAES510	426
HZAES516	426
HZAES54	426
HZAES56	426
IS10	427
IS16	427
IS2210	434
IS22120	434
IS22150	434
IS2216	434
IS2225	434
IS2235	434
IS2250	434
IS2270	434
IS2295	434
IS25	427
IS35	427
IS50	427
IS501	415
IS502	415
IS503	415
IS504	415
IS505	415
IS5071	258
IS5071	278

Part No.	PAGE
IS70	427
IS95	427
ISQ10	429
ISQ16	429
ISQ2210	437
ISQ2216	437
ISQ2225	437
ISQ2235	437
ISQ2250	437
ISQ2270	437
ISQ25	429
ISQ35	429
ISQ50	429
K02	241
K04	246
K05	247
K05BC	246
K05D	247
K05DSP	247
K05SP	247
K06	249
K06BC	249
K06D	250
K06DSP	250
K06SP	249
K07	244
K07SP	244
K08	248
K08D	248
K08DSP	248
K08SP	248
K09	251
K09bc	250
K09D	251
K09DSP	251
K09SP	251
K1	224
K10	232
K100	268
K1011	273
K1011E	273
K1012	275
K1012E	275
K102	269
K1031	270
K1041	271
K1051	274
K1061	269
K1062	270
K118	268
K13	240
K130	271
K14	232
K150	272
K16	234
K18	262
K2	241
K2011	274
K22	264
K230	272

Part No.	PAGE
K25	242
K250	273
K271	230
K272	230
K28	231
K29	231
K3	223
K303	229
K32	225
K34	226
K35	223
K354	260
K36	225
K37	226
K382	227
K38ERGO	228
K38ERGOSET	229
K39	227
K4	222
K400	520
k400E	520
K432	516
K43290	516
K432E	516
K432E2	516
K432E3	516
K44	516
K46	222
K48	224
K5	243
K50	259
K507	258
K511	252
K512	252
K572	235
K582	236
K592	236
K5SP	243
K6	244
K60	235
K610	475
K63	238
K64	238
K65	237
K67	237
K68	239
K6SP	244
K7	245
K7SP	245
K8	245
K80	233
K81	233
K82A	234
K8SP	245
K907MCSet	255
K90MC32	253
K90MC41	253
K90MC42	254
K93	239
K94	240

Part No.	PAGE
K95	242
KF125	140
KK120L	324
KK120UNVL	357
KK35B2	308
KK50L	316
KK50LFLEX	550
KKEK50ML	278
KKEKP1B	312
KKESSGG85L	395
KKESSGL	395
KKLS60LGL	549
KKMUNVL	356
KKPE	216
KKTC1B	406
KL010160	484
KL010160IS	460
KL010160ISSB	460
KL010210	484
KL010210IS	460
KL010210ISSB	460
KL020165	484
KL020165IS	460
KL020165ISSB	460
KL020180	484
KL020180IS	460
KL020180ISSB	460
KL020205	484
KL020205IS	460
KL020205ISSB	460
KL026205	484
KL026205IS	460
KL030160	485
KL035160	485
KL040115EL	489
KL040115ELW	489
KL040128EL	489
KL040128ELH	489
KL040145	485
KL040145IS	461
KL040145ISSB	461
KL040160	485
KL040160IS	461
KL040160ISSB	461
KL040180	485
KL040180IS	461
KL040180ISSB	461
KL042190IS	461
KL042190ISSB	461
KL044200IS	462
KL044200ISSB	462
KL045180	486
KL045180IS	462
KL045200	486
KL045200IS	486
KL045200ISSB	486
KL045240IS	462
KL046200IS	462
KL046200ISSB	462
KL050115EL	489

Part No.	PAGE
KL050170	486
KL050205	486
KL050205IS	462
KL050205ISSB	462
KL055170	487
KL055205	487
KL055205IS	463
KL055205ISSB	463
KL060160	487
KL060160IS	463
KL060160ISSB	463
KL070250	487
KL070250G	487
KL070250IS	463
KL070250ISSB	463
KL072180G	488
KL072250	488
KL072250G	488
KL072300G	488
KL075250	488
KL075250G	488
KL078250G	488
KL1000IS12	477
KL1000IS12NM25	476
KL1000IS12NM27	476
KL1000IS12NM50	476
KL1000IS38	477
KL1000IS38NM25	476
KL1000IS38NM27	476
KL1000IS38NM50	476
KL10010030IS	464
KL10010035	490
KL10010035IS	464
KL10010040	490
KL10010040IS	464
KL10012555	490
KL10012555IS	464
KL10015065	490
KL10015065IS	464
KL10017580	490
KL10017580IS	464
KL1002555	492
KL1007525	490
KL1007525IS	464
KL1008030	490
KL10510055	490
KL10512565	490
KL10515080	490
KL1100IS10	476
KL1100IS11	476
KL1100IS12	476
KL1100IS13	476
KL1100IS17	476
KL1100IS19	476
KL1100IS22	476
KL1100IS6	476
KL1100IS7	476
KL1100IS8	476
KL11025PH1	492
KL110PH1	491

Part No.	PAGE
KL110PH1IS	464
KL110PH2	491
KL110PH2IS	464
KL110PH3	491
KL110PH3IS	464
KL1200IS1255	479
KL1200IS3855	479
KL120PZ1	491
KL120PZ1IS	465
KL120PZ2	491
KL120PZ2IS	465
KL120PZ3	491
KL120PZ3IS	465
KL1210IS12PH2	479
KL1210IS38PH2	479
KL1230IS12PM1	479
KL1230IS12PM2	479
KL1230IS12PM3	479
KL1230IS38PM1	479
KL1230IS38PM2	479
KL1230IS38PM3	479
KL1240IS1210	478
KL1240IS1211	478
KL1240IS1212	478
KL1240IS1213	478
KL1240IS1214	478
KL1240IS1216	478
KL1240IS1217	478
KL1240IS1219	478
KL1240IS1222	478
KL1240IS1224	478
KL1240IS1227	478
KL1240IS3810	478
KL1240IS3811	478
KL1240IS3812	478
KL1240IS3813	478
KL1240IS3814	478
KL1240IS3817	478
KL1240IS3819	478
KL1260IS12I4	478
KL1260IS12I5	478
KL1260IS12I6	478
KL1260IS12I8	478
KL1260IS38I4	478
KL1260IS38I5	478
KL1260IS38I6	478
KL1260IS38I8	478
KL1290IS12125	477
KL1290IS12250	477
KL1290IS38125	477
KL1290IS38250	477
KL1299IS12	477
KL1299IS38	477
KL1300IS12B20	475
KL1300L	475
KL130PM1IS	465
KL130PM2IS	465
KL140100IS	465
KL14055IS	465
KL14060IS	465
KL14070IS	465
KL14080IS	465
KL145100IS	466
KL145130IS	466
KL14555IS	466
KL14560IS	466
KL14570IS	466
KL14580IS	466
KL150TR10	491
KL150TR15	491
KL150TR20	491
KL150TR25	491
KL150TR30	491
KL150TR40	491
KL150TX10IS	465
KL150TX15IS	465
KL150TX20IS	465
KL150TX25IS	465
KL150TX30IS	465
KL160KI3	492
KL160KI4	492
KL160KI5	492
KL160KI6	492
KL160KI8	492
KL19073IS	466
KL2007335	493
KL2007340	493
KL2007355	493
KL2007365	493
KL21073PH1	493
KL21073PH2	493
KL22073PZ1	493
KL22073PZ2	493
KL23073PM1	494
KL23073PM2	494
KL25073TX10	494
KL25073TX15	494
KL25073TX20	494
KL25073TX25	494
KL25073TX27	494
KL25073TX30	494
KL25073TX40	494
KL290	494
KL291	495
KL295	495
KL296	495
KL301IS	470
KL303	495
KL303IS	466
KL304	496
KL304IS	467
KL305IS	467
KL306IS	467
KL310	496
KL315	496
KL330	500
KL331	500
KL335	500
KL340	500
KL345	500
KL350	490
KL361	497
KL365	500
KL370	497
KL375	498
KL380	496
KL385	497
KL38715	498
KL38830	499
KL38954	499
KL390IS	469
KL390TB9	470
KL390TL	470
KL391IS	468
KL392IS	468
KL393IS	468
KL399IS	469
KL400PH1170ISSB	470
KL400PH2170ISSB	470
KL400PM1170ISSB	470
KL400PM2170ISSB	470
KL400PZ1170ISSB	470
KL400PZ2170ISSB	470
KL400S35170ISSB	470
KL400S40170ISSB	470
KL400S55170ISSB	470
KL402	501
KL403	501
KL420200	501
KL425400	501
KL425600	501
KL440F	502
KL449	502
KL450	502
KL451BLUE	502
KL451RED	502
KL500	503
KL505	503
KL510	503
KL515	503
KL520	503
KL540	505
KL542	506
KL542ES	506
KL544	506
KL544ES	506
KL545	506
KL550	505
KL550ES	505
KL550ES	505
KL559	505
KL580300	504
KL580500	504
KL5821000	504
KL5821250	504
KL584230	504
KL585200	504
KL585250	504
KL586	505
KL600	471
KL602YELL	471
KL603	471
KL604	507
KL604S	507
KL60509	473
KL60510	473
KL60511	473
KL605U	473
KL620S1000	472
KL625A1000	472
KL625A500	472
KL628	472
KL640GK	474
KL642HK	474
KL690130	474
KL698	474
KL710	521
KL720	523
KL730	521
KL735PV	521
KL740416	520
KL740828	520
KL745GK	520
KL745HK	521
KL749ES	520
KL760180	516
KL760180IS	464
KL765FR215	517
KL765PV	517
KL850BS	508
KL850L	512
KL860BM	508
KL860L	512
KL870BL	509
KL880B26IS	480
KL880L	480
KL890TB88	510
KL890TL	511
KL905B15	511
KL905L	512
KL910L	513
KL920L	512
KL925L	512
KLE300IS1	470
KLE300IS10	470
KLE300IS11	470
KLE300IS12	470
KLE300IS13	470
KLE300IS14	470
KLE300IS15	470
KLE300IS3	470
KLE300IS4	470
KLE300IS5	470
KLE300IS6	470
KLE300IS7	470
KLE300IS8	470
KLE300IS9	470
KLE3501	490
KLE3502	490
KLE3503	490

Part No.	PAGE
KLE3504	490
KLE3505	490
KLE3506	490
KLE3507	490
KLE3601	497
KLE3602	497
KLE3603	497
KLE3604	497
KLE3605	497
KLE3606	497
KLE3607	497
KLE387151	498
KLE3871510	498
KLE3871511	498
KLE3871512	498
KLE3871513	498
KLE3871514	498
KLE387152	498
KLE387153	498
KLE387155	498
KLE387156	498
KLE387157	498
KLE387158	498
KLE387159	498
KLE388301	499
KLE3883010	499
KLE3883011	499
KLE3883012	499
KLE3883013	499
KLE3883014	499
KLE3883015	499
KLE388302	499
KLE388303	499
KLE388304	499
KLE388305	499
KLE388307	499
KLE388308	499
KLE389541	499
KLE3895413	499
KLE389542	499
KMF1	403
KP1	256
KP1L	256
KP232	256
KP242	256
KP303	256
KP304	256
KP312	256
KP350	256
KP351	256
KP352	256
KP631	257
KP632	281
KP64	257
KP65	257
KP66	256
KP67	257
KP68	257
KP80	256
KP81	256

Part No.	PAGE
KP82	256
KP83	256
KP90MC31	256
KPM15	282
KPM15PRO	282
KPM15TH	282
KSK1503	147
KSK1504	148
KSK1854	148
KSK504	148
KST2	403
KV10	43
KV120	43
KV15	43
KV150	43
KV16	43
KV185	43
KV2.5	43
KV240	43
KV25	43
KV35	43
KV4	43
KV50	43
KV6	43
KV70	43
KV95	43
LBOXX102LFG	199
LBOXX102LFG	211
LBOXX136LFG	328
LBOXX136LFG	507
LBOXX136LFG	507
LBOXX230B	211
LBOXX65B	199
LBOXX65BCB	199
LBOXXEK354L	316
LBOXXEK354L	316
LBOXXEK505L	318
LBOXXEK505L	318
LBOXXEKM6022L	322
LBOXXEKM6022L	322
LBOXXEKM60UNVL	356
LBOXXEKM60UNVL	356
LBOXXES32L	344
LBOXXES32L	344
LBOXXKLB18	507
LBOXXLS50LFLEX	550
LG4F	399
LG4FGL	399
LG5	399
LG6	400
LGL1	400
LGL2	400
LGL3	401
LGML1	278
LS50LFLEX	550
LS60L	549
M154	428
M16	428
M22154	435
M2216	435

Part No.	PAGE
M22610	435
M50154	414
M50610	414
M610	428
MA120	428
MA18	286
MA22	288
MA4	314
MA5	318
MA50	308
MAVP	326
MC10	430
MC2210	439
MC2235	439
MC224	439
MC35	430
MC4	430
MCK1010	139
MCK1010BK	139
MCK1016	139
MCK1016BK	139
MCK1025	139
MCK1025BK	139
MCK120120	140
MCK150150	140
MCK185185	140
MCK2550	139
MCK2550BK	139
MCK3535	139
MCK3535BK	139
MCK3570	140
MCK3570BK	140
MCK3595	140
MCK44	139
MCK44BK	139
MCK5050	140
MCK5050BK	140
MCK7095	140
MK105L	140
MK12025	140
MK12042	140
MK120U	140
MK18	215
MK210B	209
MK210L	214
MK22	216
MK220B	210
MK220L	214
MK230B	214
MK230B507	210
MK230L	214
MK50	214
MK55	214
MK6018	214
MK6022	214
MK60UNV	214
MK60VP	214
MK852	214
MK852	303
MKHSG55	302

Part No.	PAGE
MKKP1	216
MKSSG	216
MKU	216
N2210	435
N2216	435
N2225	435
N2235	435
N2250	435
NC100EP	657
NG2115	399
NG2230	399
PGA1	408
PHD2	381
pk1000	374
PK12042	368
PK120U	370
PK18	362
PK22	364
PK252	372
PK45	374
PK60UNV	355
PK60VP	366
PK60VPFT	367
Q10	429
Q16	429
Q2210	437
Q2216	437
Q2225	437
Q2235	437
Q2250	437
Q2270	437
Q25	429
Q35	429
Q50	429
Q501	414
Q5071	414
Q70	429
R10	427
R120	427
R150	427
R16	427
R185	427
R2210	434
R22120	434
R22150	434
R2216	434
R22185	434
R22240	434
R2225	434
R22300	434
R2235	434
R2250	434
R226	434
R2270	434
R2295	434
R22SET	434
R25	427
R35	427
R50	427
R501	414

Part No.	PAGE
R502	414
R6	427
R70	427
R95	427
RA5	397
RAL1	398
RAL2	398
RAL3	398
RAM2	397
RAM3	397
RAML1	278
RH12050	83
RH12070	83
RH12095	83
RH150120	83
RH15070	83
RH15095	83
RH185120	83
RH185150	83
RH18595	83
RH240120	83
RH240150	83
RH240185	83
RH2510	83
RH2516	83
RH300150	83
RH300185	83
RH300240	83
RH3510	83
RH3516	83
RH3525	83
RH400185	83
RH400240	83
RH400300	83
RH5016	83
RH5025	83
RH5035	83
RH7025	83
RH7035	83
RH7050	83
RH9535	83
RH9550	83
RH9570	83
RU10	429
RU12095	429
RU150120	429
RU16	429
RU185150	429
RU2210	437
RU2212095	437
RU22150120	437
RU2216	437
RU22185150	437
RU22240185	437
RU22300240	437
RU223525	437
RU225035	437
RU227050	437
RU229570	437
RU240185	429

Part No.	PAGE
RU3525	429
RU5035	429
RU7050	429
RU9570	429
S18	432
SAK10	137
SAK11	137
SAK12	137
SAK13	137
SAK14	137
SAK15	137
SAK16	137
SAK17	137
SAK18	137
SAK19	137
SAK20	137
SAK21	137
SAK22	137
SAK23	137
SAK24	137
SAK25	137
SAK30	138
SAK31	138
SAK32	138
SAK33	138
SAK34	138
SAK35	138
SAK36	138
SAK37	138
SAK38	138
SAK39	138
SAK40	138
SAK41	138
SAK43	138
SAK44	138
SAK45	138
SAK46	138
SAK47	138
SB501	415
SDG105	378
SDG45	375
SDG50	375
SDG55	376
SDG852	377
SDK105	378
SDK120	379
SDK65	376
SDK85	377
SH271	156
SH272	156
SH273	156
SK120L	215
SK303P	208
SK303S	208
SK30B	206
SK30L	213
SK32B	206
SK32L	213
SK43L	213
SK43NB	209

Part No.	PAGE
SK45B	207
SK47B	207
SK4L	213
SK50B	198
SK65B	198
SK65L	215
SK82P	212
SK82S	212
SKP1	257
SKP6	258
SKR1204	149
SKR1501504	149
SKR1503	149
SKR1504	149
SKR150504	149
SKR1854	149
SKV10	53
SKV1525	53
SKV16	53
SKV25	53
SKV35	53
SKV4	53
SKV50	53
SKV6	53
SLSN34	546
SLSNDS34	546
SLSNN34	546
SR106	51
SR108	51
SR166	51
SR168	51
SR256	51
SR258	51
SR3510	51
SR356	51
SR358	51
SR5010	51
SR506	51
SR508	51
SR65	51
SR66	51
SSG105	394
SSG65	394
SSG852	394
SSGG105	394
SSGG85	394
ST11B	201
ST11L	201
ST12B	202
ST12L	202
ST13B	203
ST13L	203
ST15B	201
ST15L	201
ST1705	93
ST1710	93
ST1715	93
ST1716	93
ST1716IS	91
ST1717	93

Part No.	PAGE
ST1717IS	91
ST1718	93
ST1718IS	91
ST1719	93
ST1719IS	91
ST1720	93
ST1720IS	91
ST1721	93
ST1721IS	91
ST1722	93
ST1722IS	91
ST1B	201
ST1L	201
ST21B	200
ST21L	200
ST221215	439
ST2220	439
ST2246	439
ST228	439
ST22B	200
ST22L	200
ST23B	200
ST23L	200
ST2B	202
ST2L	202
ST31B	202
ST31L	202
ST32B	203
ST32L	203
ST33B	204
ST33L	204
ST3B	203
ST3L	203
ST5L	205
ST9698	163
ST9708	163
ST9718	163
ST9728	163
ST9738	163
STV10	52
STV1525	52
STV16	52
STV25	52
STV35	52
STV4	52
STV50	52
STV6	52
SV10	52
SV100	141
SV1525	52
SV16	52
SV200	141
SV200BK	141
SV25	52
SV300	142
SV300V	142
SV301	142
SV301AK	142
SV301AKV	142
SV301AKVVK	142

Part No.	PAGE
SV301V	142
SV302	142
SV302AK	142
SV302AKV	142
SV302V	142
SV303	142
SV303AK	142
SV303AKNL	142
SV303V	142
SV304AKNL	142
SV304AKNLV	142
SV305	144
SV305AK	144
SV305AKV	144
SV305V	144
SV306	144
SV306AK	144
SV306AKV	144
SV306V	144
SV307AKNL	142
SV307V	142
SV308	142
SV309	143
SV309AK	143
SV309AKV	143
SV309AKVVK	143
SV309V	143
SV310	143
SV310AKV	143
SV310AKV	143
SV310V	143
SV311AKNL	143
SV312AKNL	143
SV312AKNLV	143
SV315	143
SV315V	143
SV319AKNLV	143
SV320	143
SV320V	143
SV35	52
SV4	52
SV400	145
SV405V	145
SV410	145
SV410AK	145
SV420	145
SV420AK	145
SV420V	145
SV430	146
SV430AK	146
SV440	146
SV440AK	146
SV440AKVK	146
SV50	52
SV6	52
T15	402
TAS10	136
TAS16	136
TAS25	136
TAS35	136

Part No.	PAGE
TAS50	136
TAS6	136
TAS70	136
TAS95	136
TC1U	406
TCCUNI	406
TEKP1	281
TEKP1A50	281
TF130L	406
TF70L	406
THK120	368
THK18	362
THK22	364
TK95	243
TP1000	406
TPC15	406
TS10B	290
TS10B	291
TS10B	326
TS10B	327
TT2	217
TT4	217
TV10	42
TV120	42
TV15	42
TV150	42
TV16	42
TV185	42
TV2.5	42
TV240	42
TV25	42
TV35	42
TV4	42
TV50	42
TV6	42
TV70	42
TV95	42
TW150	401
TW50	401
TWEHP3	401
UA12P	359
UA12TKL	359
UA18	359
UA22	359
UA5	359
UA6P	359
UAM	359
UC26	359
UC40	359
UCAC107	359
UCACSR	359
UCBC110	359
UCBC120	359
UCBC150	359
UCBC85	359
UCD3215	359
UCD3515	359
UCD3575	359
UCF	359
UCM10	359

Part No.	PAGE
UCM12	359
UCM5	359
UCM6	359
UCM8	359
UCN2980	359
UCUNC12	359
UCUNC14	359
UCUNC38	359
UPD6	359
VHD120	103
VHD1203	104
VHD1204	105
VHD150	103
VHD1503	104
VHD1504	105
VHD16	103
VHD185	103
VHD1853	104
VHD1854	105
VHD240	103
VHD2403	104
VHD2404	105
VHD25	103
VHD300	103
VHD35	103
VHD353	104
VHD354	105
VHD400	103
VHD50	103
VHD503	104
VHD504	105
VHD70	103
VHD703	104
VHD704	105
VHD95	103
VHD953	104
VHD954	105
VHR120	102
VHR1203	104
VHR1204	105
VHR150	102
VHR1503	104
VHR1504	105
VHR16	102
VHR185	102
VHR1853	104
VHR1854	105
VHR240	102
VHR2403	104
VHR2404	105
VHR25	102
VHR300	102
VHR35	102
VHR353	104
VHR354	105
VHR400	102
VHR50	102
VHR503	104
VHR504	105
VHR70	102

Part No.	PAGE
VHR703	104
VHR704	105
VHR95	102
VHR953	104
VHR954	105
ZAE10	431
ZAE16	431
ZAE2210	440
ZAE2216	440
ZAE224	440
ZAE226	440
ZAE4	431
ZAE6	431
ZAES10	432
ZAES16	432
ZAES2210	441
ZAES2216	441
ZAES224	441
ZAES226	441
ZAES4	432
ZAES6	432
ZST3	402
ZST4	402

Easier to find,
what's needed.

A system from connecting material to tools.

Connecting material

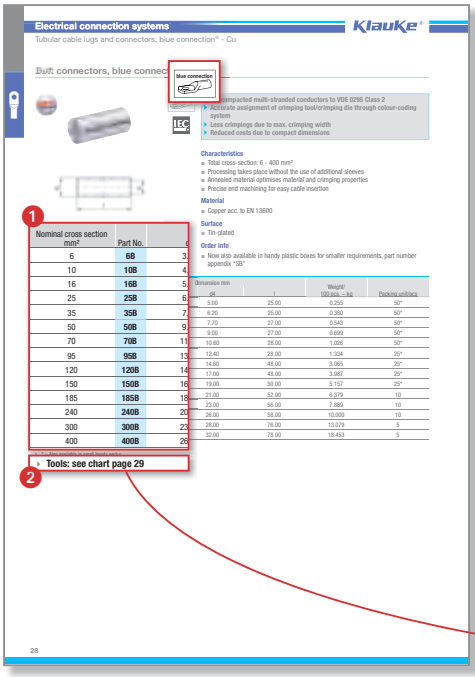

Tool recommendation



1. Select connecting material.
2. Via cross-reference to the tool chart.
3. The pictogram of the connecting material refers to the appropriate tool chart with recommended tools.
4. Select the preferred tool type.
5. Pre-selection of suitable crimping tools considering crimping range and crimping profile.
6. Page number indicated refers to the crimping tools.

Crimping tools

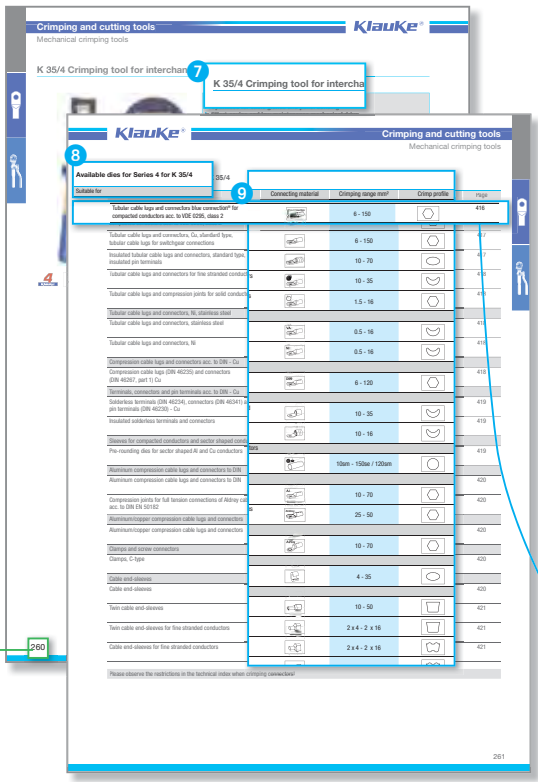

7 Select crimping tool.

8 For tools with interchangeable dies, crimping dies are selected from the Available dies chart.

9 From the chart, referring to the connecting material to be crimped, continue to the crimping dies via the page number indicated.

Crimping dies



10 Select the correct chart from pictograms for connecting material and crimp profile.

11 In the chart, select the crimping die that matches the nominal cross section to be crimped.

Connecting material

- Tubular cable lugs and connectors, blue connection – Cu
- Tubular cable lugs and connectors – Cu, standard design
- Insulated tubular cable lugs and connectors; standard type
- Tubular cable lugs and connectors for fine stranded conductors
- Tubular cable lugs and connectors for solid conductors
- Tubular cable lugs and connectors – stainless steel
- Tubular cable lugs and connectors – Ni
- Compression cable lugs and connectors to DIN – Cu
- Solderless terminals, connectors and pin terminals to DIN - Cu
- Insulated solderless terminals
- Sleeves for compacted conductors and sector-shaped conductors – Cu
- Compression cable lugs and connectors to DIN – Al
- Compression cable lugs and connectors for Aldrey cables
- Compression cable lugs and connectors for Al/St cables
- Compression cable lugs and connectors – Al/Cu
- C-clamps
- H-clamps
- Cable end-sleeves
- Twin cable end-sleeves
- Insulated cable connections
- Non-insulated receptacles

Crimping profiles

- Hexagonal crimping
- Round crimping
- Indent crimping tubular cable lug
- Gas-tight oval crimping
- Roll crimping
- Indent crimping
- Special trapezoid crimping
- Square crimping
- Oval crimping
- Four point crimping
- Indent crimping cable end-sleeves
- Indent crimping compression cable lugs
- Quad-point indent crimping
- Trapezoid crimping

Crimping and cutting tools

- Crimping force
- Opening width, C-heads
- Narrow crimping
- Wide crimping
- Centering system
- Copper and aluminum cable
- Al/St cables
- 2-component plastic case
- Rotating head
- Two-stage hydraulics
- Quick stop
- Automatic retraction
- Manual retraction
- Automatic positioning control
- Manual retraction stop
- Manual retraction stop with teach-in function
- Electronic control
- Maintenance indicator
- NiMH battery
- Li-Ion battery
- Rated voltage
- Energy saving function
- Workplace illumination
- Audible error message/ Intelligent Pressing System
- Environmentally-friendly hydraulic oil
- Easy handling / one-button operating concept
- PowerSense technology
- Evaluation function via USB adapter

Hand tools

- Slot
- PH (cross-slotted)
- SQ
- Torx Plus
- Hexagon socket
- PZ (cross-slotted)
- Torx TR
- Plus-minus
- Two-way key bit
- without chamfer
- with chamfer
- Groove
- Clamp
- Torx
- Half-moon
- Triangle
- Stepped external square
- ESD

Measuring instruments

- Measuring category 1
- Measuring category 2
- Measuring category 3
- Measuring category 4
- TRUE RMS effective value measurement
- Lifetime Warranty

Test mark

- VDE
- IEC
- CSA
- UL
- DET NORSKE VERITAS
- Insulated acc. to IEC 60900
- CE
- GS
- Germanischer Lloyd



Strong brands for your success:

KLAUKE®

GREENLEE®
A Textron Company

Gustav Klauke GmbH
Auf dem Knapp 46
D-42855 Remscheid

Phone: +49 (0) 2191 / 907 - 0
Fax: +49 (0) 2191 / 907 - 205

email: info@klauke.textron.com
Internet: www.klauke.com

© 2014 Gustav Klauke GmbH. All rights reserved.
Subject to change without notice. KATHAUPT14GBA5 5.000 10/14 I